



Gujarat


Assembly Factbook™

Raopura Assembly Constituency



Key Electoral Data of Raopura
Assembly Constituency (Vidhan Sabha)

Gujarat
Assembly FactbookTM
Raopura Assembly Constituency



Raopura Vidhan Sabha

Editor & Director

Dr. R.K. Thukral

Research Editor

Dr. Shafeeq Rahman

Compiled, Researched and Published by Datanet India Pvt. Ltd.

D-100, 1st Floor,

Okhla Industrial Area, Phase-I,

New Delhi- 110020.

Ph.: 91-11- 43580781-84

Email : support@indiastatpublications.com

Website : www.indiastatelections.com

Online Book Store :

www.indiastatpublications.com

Report No. : AFB/GJ-144-0125

ISBN : 978-93-5905-035-5

First Edition : January, 2018

Eighth Updated Edition : January, 2025

Price : Rs. 11500/-

US\$ 310

© Datanet India Pvt. Ltd.

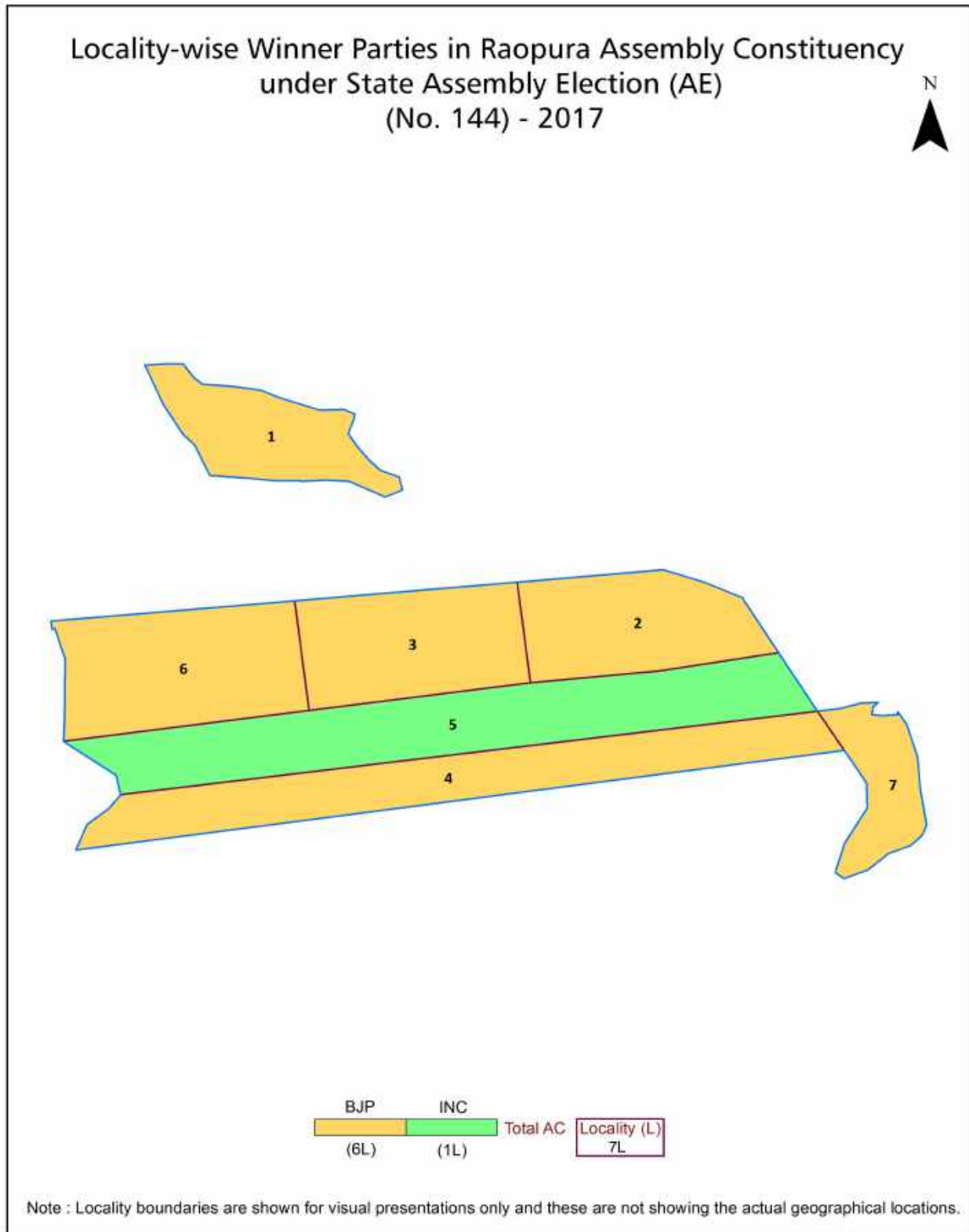
All rights reserved. No part of this book may be reproduced, stored in a retrieval system or transmitted in any form or by any means, mechanical photocopying, photographing, scanning, recording or otherwise without the prior written permission of the publisher. Please refer to Disclaimer at page no. 206 for the use of this publication.

Printed in India

Contents

No.	Particulars	Page No.
	Introduction	
1	Assembly Constituency - (Vidhan Sabha) at a Glance Features of Assembly as per Delimitation Commission of India (2008)	1-2
	Location and Political Maps	
2	Location Map Boundaries of Assembly Constituency - (Vidhan Sabha) in District Boundaries of Assembly Constituency under Parliamentary Constituency - (Lok Sabha) Locality-wise Winner Parties- 2024, 2022, 2019, 2017, 2014, 2012 and 2009	3-11
	Administrative Setup (2011)	
3	District Sub-district Towns Villages Inhabited Villages Uninhabited Villages Village Panchayat Intermediate Panchayat	12
	Demographics (2011)	
4	Population Households Rural/Urban Population Sex Ratio (Total & 0-6 Years) Religious Population Social Population Literacy Rate	13
	Electoral Features	
5	Important Dates of Last Elections Held Electors by Gender Service Electors Voters Voters Turnout Polling Stations & Average Number of Electors per Polling Station Electors by Age Group Present Elected Representatives	14-19
	Historical Summary Election Results	
6	Vote Share of Major Parties Winning Margin (Number & Percentage) Polarity of Parties Summary Result of Assembly Segment of Parliamentary Elections 2024, 2019, 2014, 2009, 2004 and 1999 Summary Result of Assembly Elections 2022, 2017, 2012, 2007, 2002, 1998, 1995, 1990, 1985, 1980, 1975, 1972 and 1967	20-41
	Polling Station Level Election Results	
7	Name and Number of Polling Station 2024, 2022, 2019, 2017, 2014, 2012 and 2009 Polling Station-wise Electors, Voters & Voters Turnout 2024, 2022, 2019, 2017, 2014, 2012 and 2009 Polling Station wise Elections Results 2024, 2022, 2019, 2017, 2014, 2012 and 2009	42-201
	Share of Assembly Constituency	
8	Share of Assembly Constituency - (Vidhan Sabha) in State, District and Parliamentary Constituency - (Lok Sabha)	202
9	Abbreviation & Sources	204-205
10	Disclaimer	206

Location & Political Map

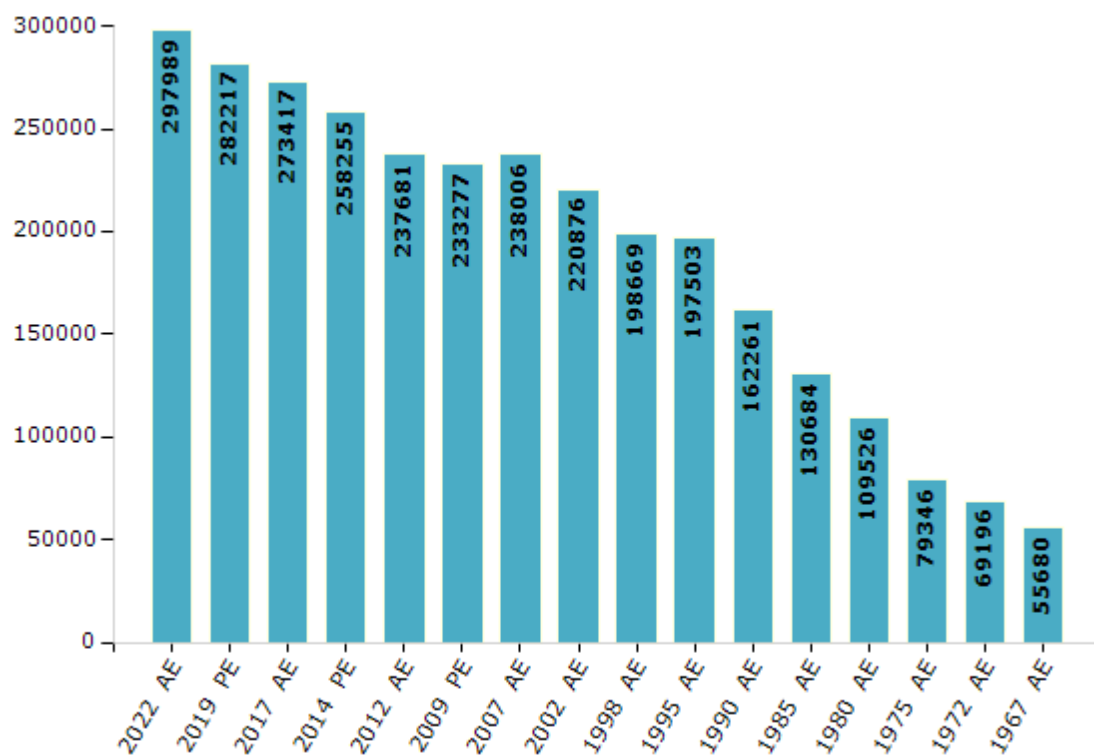


Electoral Features

Electors by Male & Female

Year	Male	Female	Others	Total	Year	Male	Female	Others	Total
2022 AE	151712	146218	59	297989	1998 AE	103157	95512	-	198669
2019 PE	143772	138396	49	282217	1995 AE	102700	94803	-	197503
2017 AE	139473	133904	40	273417	1990 AE	84680	77581	-	162261
2014 PE	132164	126074	17	258255	1985 AE	68642	62042	-	130684
2012 AE	122258	115420	3	237681	1980 AE	58098	51428	-	109526
2009 PE	119253	114024	-	233277	1975 AE	41874	37472	-	79346
2007 AE	121602	116404	-	238006	1972 AE	36529	32667	-	69196
2004 PE	-	-	-	-	1967 AE	-	-	-	55680
2002 AE	112369	108507	-	220876	1962 AE	-	-	-	-
1999 PE	-	-	-	-					

Number of Electors

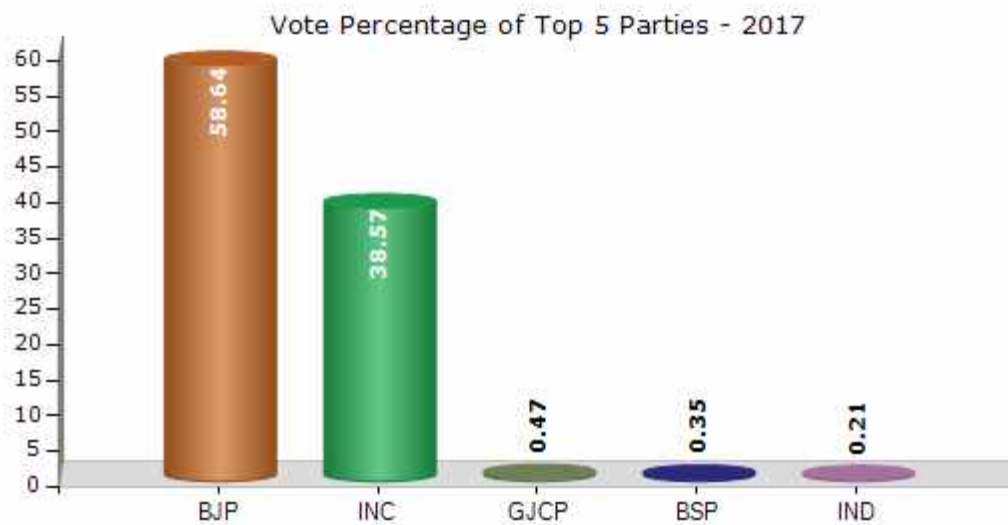


Note : AE : Assembly Election, PE : Assembly Segment of Parliamentary Election

Historical Summary Election Results

Summary Result of Assembly Election - 2017

Candidate Name	Party	Votes	Votes %
Rajendra Trivedi "Rajubhai Vakil"	BJP	107225	58.64
Chandrakant R. Shrivastav "Bhatthubhai"	INC	70529	38.57
Saraswatiben Khetsinh Rajput "Sattumem"	GJCP	853	0.47
Rohit Maheshkumar Govindbhai	BSP	648	0.35
Harsha Toke	IND	376	0.21
Kalidas M. Patel "Nepoleon"	IND	326	0.18
Sonavane Parmeshwar Shравanbhai	IND	312	0.17
	NOTA	2577	1.41



Polling Station Level Election Results

Number and Name of Polling Stations (PS) (2022)

Number of Polling Stations	Name of Polling Stations	Number of Polling Stations	Name of Polling Stations
1	Chhani Nagar Palika Office, Office Room No.1, Chhani Market, Vadodara	22	Vishwakarma Vidhayalaya, Room No.2, Khodiyar Nagar,Near Narmada Cenal,Chhani, Vadodara
2	Chhani Primary School (Boyes), Room No.- 6, Near Bus Station, Chhani, Vadodara	23	Vishwakarma Vidhayalaya, Room No.3, Khodiyar Nagar,Near Narmada Cenal,Chhani, Vadodara
3	Chhani Primary School (Boyes), Room No.2, Near Bus Station, Chhani, Vadodara	24	Vishwakarma Vidhayalaya, Room No.4, Khodiyar Nagar,Near Narmada Cenal,Chhani, Vadodara
4	Chhani Primary School (Boyes), Room No.3, Near Bus Station, Chhani, Vadodara	25	Prashansa Vidhyalay Balwadi, Room No.3, Near Laxman Nagar Society, Abhilasha Cenal Road, Sama, Vadodara
5	Chhani Primary School (Boyes), Room No.1, Near Bus Station, Chhani, Vadodara	26	Prashansa Vidhyalay Balwadi, Room No.1, Near Laxman Nagar Society, Abhilasha Cenal Road, Sama, Vadodara
6	Chhani Primary School (Boyes), Room No.4, Near Bus Station, Chhani, Vadodara	27	Sama Sports Complex, Block No.1, Big Store Room, Sama, Vadodara
7	Chhani Primary School (Boyes), Room No.5, Near Bus Station, Chhani, Vadodara	28	Prashansa Vidhyalay Balwadi, Room No.- 2, Near Laxman Nagar Society, Abhilasha Cenal Road, Sama, Vadodara
8	Chhani Primary School (Boyes), Room No.7, Near Bus Station, Chhani, Vadodara	29	Sama Sports Complex, Block No.1, Shop Room No.-1, Sama, Vadodara
9	Gangabai Highschool Chhani, Room No.8, Opp Police Station,Chayapuri Road,Chhani, Vadodara	30	Shreeram Sainik Hindi Vidhyalaya, Room No.1, Chankayapuri Canal Road,New Sama Road,Sama, Vadodara
10	Gangabai Highschool Chhani, Room No.1 Shivan Class, Opp Police Station,Chayapuri Road,Chhani, Vadodara	31	Nand Ghar Difenesh Colony, Anganvadi, New Sama Road, Sama, Vadodara
11	Gangabai Highschool Chhani, Room No.11, Opp Police Station,Chayapuri Road,Chhani, Vadodara	32	Sama Primery School, Room No.5, Near Jalaram Temple,Sama, Vadodara
12	Gangabai Highschool Chhani, Room No.- 25, Opp Police Station,Chayapuri Road,Chhani, Vadodara	33	Sama Primery School, Room No-12, Near Jalaram Temple,Sama, Vadodara
13	Gangabai Highschool Chhani, Room No.15, Opp Police Station,Chayapuri Road,Chhani, Vadodara	34	Sama Primery School, Room No-3, Near Jalaram Temple,Sama, Vadodara
14	Gangabai Sarvjanik High School, Room No.7, Vadodara	35	Sama Primery School, Room No.4, Near Jalaram Temple,Sama, Vadodara
15	Gangabai Sarvjanik High School, Room No.5, Vadodara	36	Sama Primery School, Room No.- 2, Near Jalaram Temple,Sama, Vadodara
16	Gangabai Sarvjanik High School, Room No.4, Vadodara	37	Nutan Vidhyalay, Room No.1, Sama Savli Road,Near Old Octroy Office Road,Sama, Vadodara
17	Gangabai Sarvjanik High School, Room No.- 6, Vadodara	38	Nutan Vidhyalay, Staff Room, Sama Savli Road,Near Old Octroy Office Road,Sama, Vadodara
18	Gangabai Sarvjanik High School, Staff Room, Vadodara	39	Nutan Vidhyalay, Room No.- 3, Sama Savli Road,Near Old Octroy Office Road,Sama, Vadodara
19	Gangabai Sarvjanik High School, Room No.3, Vadodara	40	Sama Primery School, Room No.5, Near Jalaram Temple,Sama, Vadodara
20	Bhathujinagar Priymery School, Room No.1, Bajwa Road,Chhani, Vadodara	41	Sama Sports Complex, Blok No.1, Dressing Room, Sama, Vadodara
21	Vishwakarma Vidhayalaya, Room No.1, Khodiyar Nagar,Near Narmada Cenal,Chhani, Vadodara	42	Sama Sports Complex, Gymnesium Room, Sama, Vadodara

Contd....

Polling Station Level Election Results

Polling Station-wise Votes Secured by Overall Top Five Parties in Raopura Assembly in Assembly Election (AE) under Vadodara Parliamentary Constituency in Gujarat (2022)

Number of Polling Station	Winner - Balkrushna Khanderao Shukla (Balu Shukla) (BJP)	Runner-up - Patel Sanjaybhai Ishwarbhai Sp(Sanjay Patel) (INC)	3rd - Hiren Rameshrao Raje Shirke (AAP)	4th - Rohit Maheshkumar Govindbhai (BSP)	5th - Hardik Bipinbhai Doshi (IND)	NOTA	Other	Total Votes Secured
36	477	71	58	7	1	19	0	633
37	323	47	23	1	1	11	0	406
38	329	207	64	6	7	15	2	630
39	403	64	49	1	0	13	0	530
40	583	77	50	1	0	17	3	731
41	300	27	41	2	0	4	0	374
42	480	71	83	3	5	25	5	672
43	413	50	28	1	0	12	1	505
44	342	96	30	1	2	10	3	484
45	249	77	35	5	1	6	3	376
46	326	100	45	8	4	10	8	501
47	433	78	25	2	2	10	2	552
48	510	62	53	2	2	23	2	654
49	623	130	43	2	1	17	3	819
50	675	83	56	8	4	16	0	842
51	662	44	13	4	0	15	0	738
52	515	87	29	2	0	15	0	648
53	611	62	28	4	1	22	0	728
54	596	80	44	0	1	22	1	744
55	583	45	20	2	2	17	0	669
56	584	33	13	2	1	11	1	645
57	236	21	13	2	3	10	2	287
58	538	67	15	3	4	9	6	642
59	451	151	26	5	7	19	3	662
60	645	26	23	1	1	18	6	720
61	613	43	20	2	0	19	1	698
62	501	32	16	2	1	24	0	576
63	498	72	20	1	0	10	0	601
64	661	68	20	2	1	23	1	776
65	296	40	8	0	0	6	1	351
66	337	33	7	3	0	7	2	389
67	411	26	5	1	0	7	0	450
68	553	53	30	2	2	13	1	654
69	563	69	15	1	0	14	1	663
70	589	32	21	0	1	6	0	649

Contd....

Polling Station Level Election Results

Winner, Runner-up and 3rd Party Position & Winning Margin According to Polling Stations in Raopura Assembly in Assembly Election (AE) under Vadodara Parliamentary Constituency in Gujarat (2022)

Polling Station Number	Winner Party	Winner Votes (%)	Runner-up Party	Runner-up Votes (%)	Winning Margin Votes (%)	Third Party	Third Party Votes (%)	Other Votes (%)
71	BJP	367 (83.6)	INC	42 (9.57)	325 (74.03)	AAP	11 (2.51)	19 (4.33)
72	BJP	442 (80.95)	INC	77 (14.1)	365 (66.85)	AAP	17 (3.11)	10 (1.83)
73	BJP	564 (81.27)	INC	83 (11.96)	481 (69.31)	AAP	16 (2.31)	31 (4.47)
74	BJP	662 (88.98)	INC	40 (5.38)	622 (83.6)	AAP	24 (3.23)	18 (2.42)
75	BJP	493 (86.49)	INC	49 (8.6)	444 (77.89)	AAP	9 (1.58)	19 (3.33)
76	BJP	454 (85.34)	INC	47 (8.83)	407 (76.51)	AAP	14 (2.63)	17 (3.2)
77	BJP	534 (85.58)	INC	52 (8.33)	482 (77.25)	AAP	16 (2.56)	22 (3.53)
78	BJP	542 (85.62)	INC	43 (6.79)	499 (78.83)	AAP	13 (2.05)	35 (5.53)
79	BJP	415 (88.11)	INC	27 (5.73)	388 (82.38)	AAP	12 (2.55)	17 (3.61)
80	BJP	258 (70.68)	INC	82 (22.47)	176 (48.21)	IND (HBD)	11 (3.01)	14 (3.84)
81	BJP	518 (78.01)	INC	103 (15.51)	415 (62.5)	AAP	32 (4.82)	11 (1.66)
82	BJP	763 (88)	INC	62 (7.15)	701 (80.85)	AAP	27 (3.11)	15 (1.73)
83	BJP	340 (58.02)	INC	135 (23.04)	205 (34.98)	AAP	59 (10.07)	52 (8.87)
84	BJP	622 (85.67)	INC	64 (8.82)	558 (76.85)	AAP	18 (2.48)	22 (3.03)
85	BJP	654 (87.08)	INC	57 (7.59)	597 (79.49)	AAP	12 (1.6)	28 (3.73)
86	BJP	552 (85.19)	INC	51 (7.87)	501 (77.32)	AAP	25 (3.86)	20 (3.09)
87	BJP	609 (72.41)	INC	143 (17)	466 (55.41)	AAP	77 (9.16)	12 (1.43)
88	BJP	439 (68.49)	INC	177 (27.61)	262 (40.88)	AAP	15 (2.34)	10 (1.56)
89	INC	229 (47.51)	BJP	209 (43.36)	20 (4.15)	AAP	32 (6.64)	12 (2.49)
90	BJP	247 (78.66)	INC	42 (13.38)	205 (65.28)	AAP	14 (4.46)	11 (3.5)
91	INC	655 (82.39)	BJP	66 (8.3)	589 (74.09)	AAP	58 (7.3)	16 (2.01)
92	INC	624 (91.09)	AAP	38 (5.55)	586 (85.54)	BJP	18 (2.63)	5 (0.73)
93	INC	315 (50.72)	BJP	266 (42.83)	49 (7.89)	AAP	25 (4.03)	15 (2.42)
94	BJP	345 (81.56)	INC	71 (16.78)	274 (64.78)	AAP	6 (1.42)	1 (0.24)
95	BJP	606 (87.32)	INC	52 (7.49)	554 (79.83)	AAP	21 (3.03)	15 (2.16)
96	BJP	421 (61.37)	INC	209 (30.47)	212 (30.9)	AAP	39 (5.69)	17 (2.48)
97	BJP	147 (72.06)	INC	37 (18.14)	110 (53.92)	AAP	13 (6.37)	7 (3.43)
98	BJP	383 (83.44)	INC	43 (9.37)	340 (74.07)	AAP	17 (3.7)	16 (3.49)
99	BJP	569 (87.54)	INC	43 (6.62)	526 (80.92)	AAP	20 (3.08)	18 (2.77)
100	BJP	465 (85.64)	INC	48 (8.84)	417 (76.8)	AAP	18 (3.31)	12 (2.21)
101	BJP	405 (87.28)	INC	27 (5.82)	378 (81.46)	AAP	19 (4.09)	13 (2.8)
102	BJP	379 (79.12)	INC	65 (13.57)	314 (65.55)	AAP	19 (3.97)	16 (3.34)
103	BJP	397 (82.88)	INC	48 (10.02)	349 (72.86)	AAP	12 (2.51)	22 (4.59)
104	BJP	545 (86.1)	INC	43 (6.79)	502 (79.31)	AAP	28 (4.42)	17 (2.69)
105	BJP	499 (74.48)	INC	107 (15.97)	392 (58.51)	AAP	48 (7.16)	16 (2.39)

Contd....

DISCLAIMER

The Terms of Use and Disclaimer of Datanet India Private Limited (hereinafter referred to as "Datanet") for use of this analysis report of **Raopura Assembly Constituency (Raopura Vidhan Sabha) :-**

1. **Assembly Factbook™** is a Registered Trade Mark owned by Datanet.
2. All the maps are sketched and graphical representation only and have not been drawn to the scale and also not to represent the actual geographical area or boundary of the unit.
3. The data for the aforesaid analysis is based on authentic sources and has been culled from the various publications of Census, CSO and NSSO for district and block level data, various central and state government departments, Central & State Elections Commissions and the concerned Returning Officers' releases, Electoral Rolls, Election results and allied publications, internal assessment, surveys, estimates and analysis. Therefore, certain adjustment of data at micro level may have been done to arrive closer to the macro data.
4. Data have been provided on an "As Is" and "As AVAILABLE" basis
5. The colours shown in the maps or diagram and charts of a particular party, alliance or AC are indicative and do not represent them.
6. This publication which includes maps, sheets, graphs and data would be the property under copyright of Datanet only. The user may use these for its internal study, analysis and research purposes. It's public display, re-selling or any commercial uses by the user are not allowed.
7. Datanet has taken due care and caution in compilation and processing of data and allied information, but does not guarantee the accuracy, adequacy or completeness of any information/analysis and will be not responsible for any errors or omissions or for the results obtained from the use of such information/analysis.
8. All the contents for the publication have been culled from various authentic sources and Datanet reasonably believes such sources to be reliable, but does not make any representations, express or implied as to the accuracy or fitness of use of such information. The information or contents of the information/analysis do not constitute advice and should not be relied upon in making (or refraining from making) any decision. Any reliance placed upon the information provided by Datanet is the sole responsibility and strictly at the user's risk.
9. In no event will Datanet be liable for any damages (including, without limitation, damages for loss of business projects, or loss of profits) arising in contract, tort or otherwise from the use of or inability to use any of its contents, or from any action taken (or refrained from being taken) as a result of using the analysis or any of its contents. Datanet its directors, owners, editors, officials, employees, distributor and agents or any associate will not be liable for any errors in the information contained or any consequences arising from the use of the contents of the provided information/analysis.
10. If any provision of these terms and conditions is held invalid or illegal or unenforceable for any reason by any court of competent jurisdiction, such provision shall be severed and the remainder of provisions of the terms and conditions shall continue in full force and effect as if the Term of Use had been executed with the invalid, illegal or unenforceable provision eliminated.
11. If there are any discrepancies in the information provided, please bring it to attention of Datanet for suitable rectification measures.

**Buy Online This Complete Book At
Datanet India eBooks Store**

www.indiastatpublications.com

or go directly at

[http://www.indiastatpublications.com/
Assembly_factbook/Gujarat/Vadodara/ Raopura](http://www.indiastatpublications.com/Assembly_factbook/Gujarat/Vadodara/Raopura)

 **indiastat**elections

ISBN : 978-93-5905-035-5



9 789359 050355