



Gujarat

# Assembly Factbook™

Manjalpur Assembly Constituency



Key Electoral Data of Manjalpur  
Assembly Constituency (Vidhan Sabha)

Gujarat

# Assembly Factbook™

Manjalpur Assembly Constituency



Manjalpur Vidhan Sabha

**Editor & Director**

Dr. R.K. Thukral

**Research Editor**

Dr. Shafeeq Rahman

**Compiled, Researched and Published by  
Datanet India Pvt. Ltd.**

D-100, 1st Floor,

Okhla Industrial Area, Phase-I,

New Delhi- 110020.

Ph.: 91-11- 43580781-84

Email : support@indiastatpublications.com

Website : www.indiastatelections.com

**Online Book Store :**

www.indiastatpublications.com

**Report No. :** AFB/GJ-145-0125

**ISBN :** 978-93-5905-441-4

**First Edition :** January, 2018

**Eighth Updated Edition :** January, 2025

**Price :** Rs. 11500/-

US\$ 310

**© Datanet India Pvt. Ltd.**

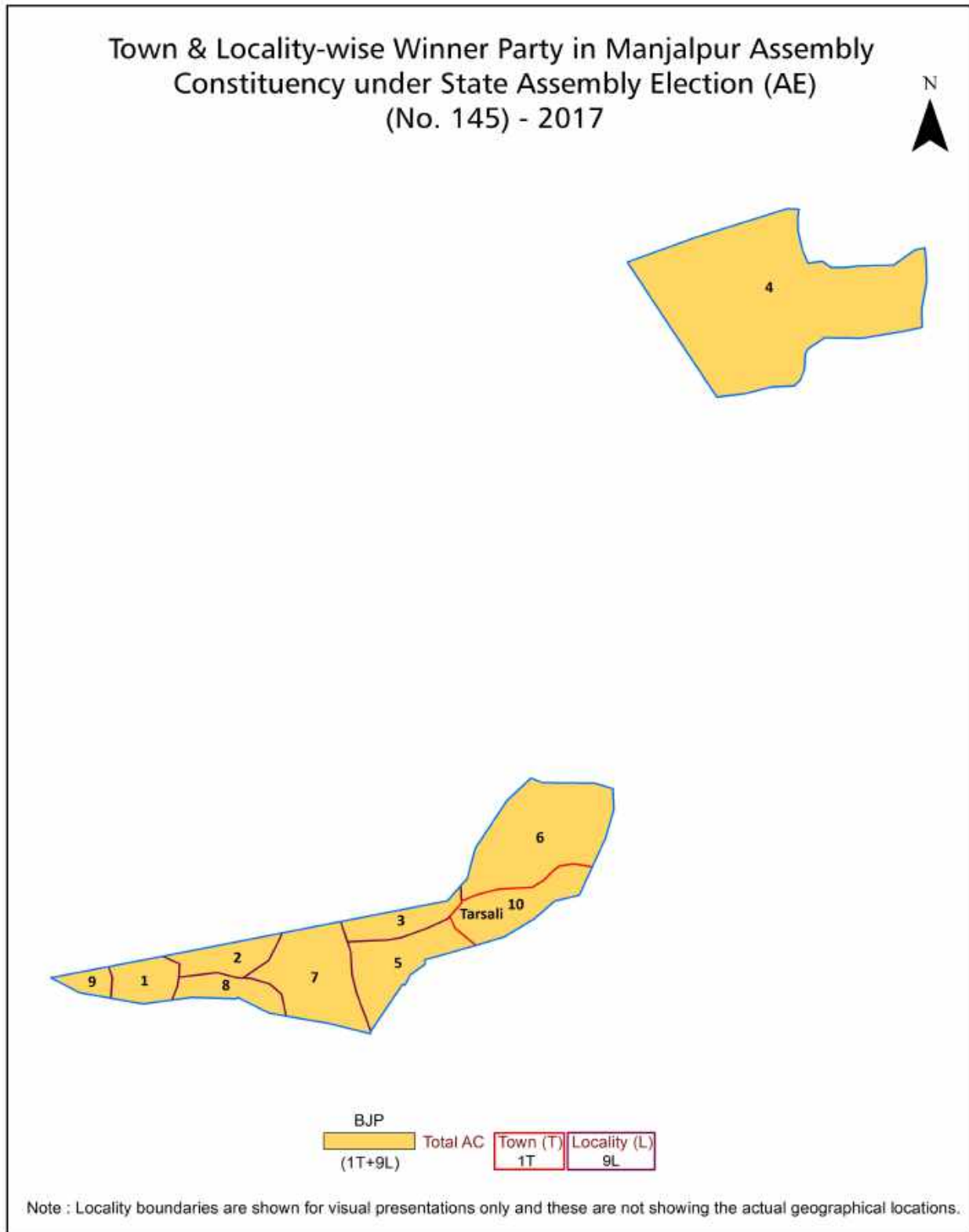
All rights reserved. No part of this book may be reproduced, stored in a retrieval system or transmitted in any form or by any means, mechanical photocopying, photographing, scanning, recording or otherwise without the prior written permission of the publisher. Please refer to Disclaimer at page no. 166 for the use of this publication.

Printed in India

## Contents

No.	Particulars	Page No.
	<b>Introduction</b>	
1	Assembly Constituency - (Vidhan Sabha) at a Glance   Features of Assembly as per Delimitation Commission of India (2008)	1-2
	<b>Location and Political Maps</b>	
2	Location Map   Boundaries of Assembly Constituency - (Vidhan Sabha) in District   Boundaries of Assembly Constituency under Parliamentary Constituency - (Lok Sabha)   Town & Locality-wise Winner Parties- 2024, 2022, 2019, 2017, 2014, 2012 and 2009	3-11
	<b>Administrative Setup (2011)</b>	
3	District   Sub-district   Towns   Villages   Inhabited Villages   Uninhabited Villages   Village Panchayat   Intermediate Panchayat	12
	<b>Demographics (2011)</b>	
4	Population   Households   Rural/Urban Population   Towns by Population Size   Sex Ratio (Total & 0-6 Years)   Religious Population   Social Population   Literacy Rate	13-14
	<b>Electoral Features</b>	
5	Important Dates of Last Elections Held   Electors by Gender   Service Electors   Voters   Voters Turnout   Polling Stations & Average Number of Electors per Polling Station   Electors by Age Group   Present Elected Representatives	15-20
	<b>Historical Summary Election Results</b>	
6	Vote Share of Major Parties   Winning Margin (Number & Percentage)   Polarity of Parties   Summary Result of Assembly Segment of Parliamentary Elections 2024, 2019, 2014 and 2009   Summary Result of Assembly Elections 2022, 2017 and 2012	21-30
	<b>Polling Station Level Election Results</b>	
7	Name and Number of Polling Station 2024, 2022, 2019, 2017, 2014, 2012 and 2009   Polling Station-wise Electors, Voters & Voters Turnout 2024, 2022, 2019, 2017, 2014, 2012 and 2009   Polling Station wise Elections Results 2024, 2022, 2019, 2017, 2014, 2012 and 2009	31-161
	<b>Share of Assembly Constituency</b>	
8	Share of Assembly Constituency - (Vidhan Sabha) in State, District and Parliamentary Constituency - (Lok Sabha)	162
9	<b>Abbreviation &amp; Sources</b>	164-165
10	<b>Disclaimer</b>	166

Location & Political Map

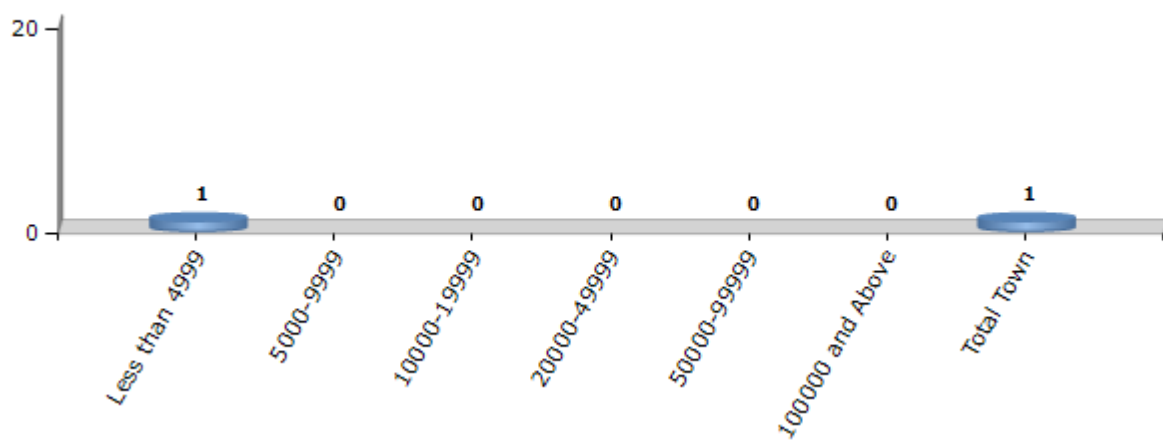


## Demographics

### Number of Towns by Population Size - 2011

Less than 4999	5000-9999	10000-19999	20000-49999	50000-99999	100000 and Above	Total Town
1	0	0	0	0	0	1

Number of Towns by Population Size - 2011

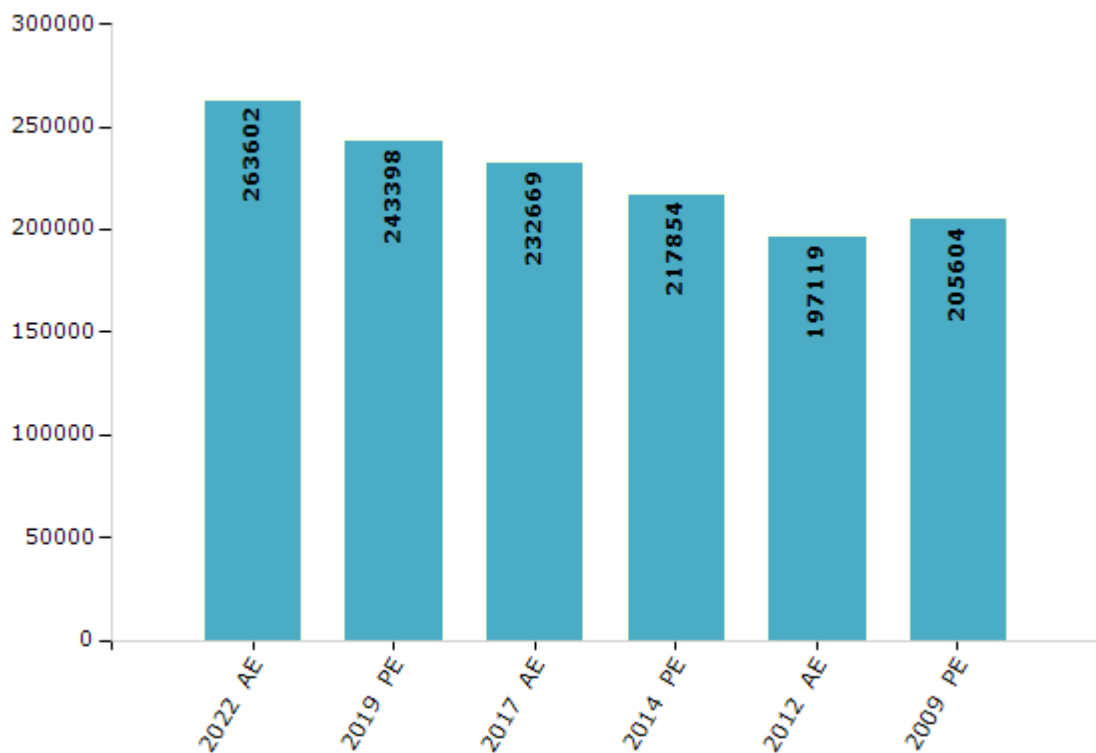


## Electoral Features

### Electors by Male & Female

Year	Male	Female	Others	Total	Year	Male	Female	Others	Total
2022 AE	135827	127769	6	263602	1998 AE	-	-	-	-
2019 PE	125871	117524	3	243398	1995 AE	-	-	-	-
2017 AE	120788	111880	1	232669	1990 AE	-	-	-	-
2014 PE	113714	104139	1	217854	1985 AE	-	-	-	-
2012 AE	103641	93478	0	197119	1980 AE	-	-	-	-
2009 PE	107431	98173	-	205604	1975 AE	-	-	-	-
2007 AE	-	-	-	-	1972 AE	-	-	-	-
2004 PE	-	-	-	-	1967 AE	-	-	-	-
2002 AE	-	-	-	-	1962 AE	-	-	-	-
1999 PE	-	-	-	-					

Number of Electors

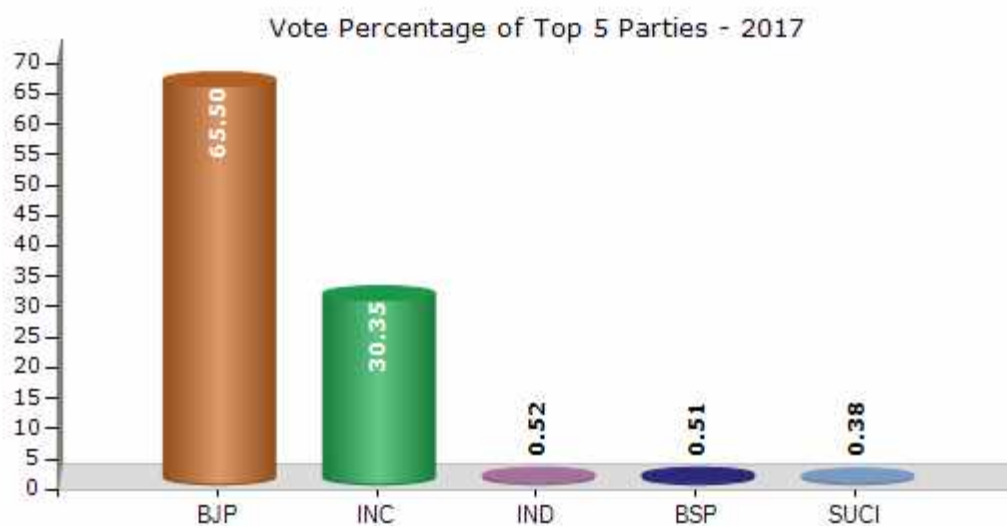


**Note :** AE : Assembly Election, PE : Assembly Segment of Parliamentary Election

## Historical Summary Election Results

### Summary Result of Assembly Election - 2017

Candidate Name	Party	Votes	Votes %
Yogesh Patel	BJP	105036	65.5
Chirag Hanskumar Zaveri (Chirag Zaveri )	INC	48674	30.35
Laxmanbhai Punjabhai Parekh	IND	835	0.52
Dahyabhai Jadavbhai Rohit	BSP	819	0.51
Inderjeet Singh Grover	SUCI	603	0.38
Mayur Chandrakant Panchal	SHS	504	0.31
Rajput Mukeshsinh Natvarsinh	IND	412	0.26
Sunita Pardeshi (Yogateacher)	IND	337	0.21
Ritu Bansal	AAP	282	0.18
Prakashbhai Somabhai Patel	MANPA	251	0.16
Mahesh Advani (Banti)	AINHCP	185	0.12
Bikrama Paramhans Choudhary	IND	183	0.11
	NOTA	2246	1.4





## Polling Station Level Election Results

### Number and Name of Polling Stations (PS) (2022)

Number of Polling Stations	Name of Polling Stations	Number of Polling Stations	Name of Polling Stations
1	Indu Nursing School, Room No-1, Avdhut Fatak Pase, Manjalpur, Vadodara	22	Little Flower School, Room No.6, Near Shantikunj, Manjalpur, Vadodara
2	My Apple School, Room No.1, Near Sharad Kanya Vidhyalay, Avdhut Railway Crossing, Manjalpur, Vadodara	23	Little Flower School, Room No.4, Near Shantikunj, Manjalpur, Vadodara
3	Indu Nursing School, Room No.3, Avdhut Fatak Pase, Manjalpur, Vadodara	24	Little Flower School, Room No.5, Near Shantikunj, Manjalpur, Vadodara
4	Prinsa Ashok Raje Gaekwad School, Room No.1, Near Arpanpark, Manjalpur, Vadodara	25	Little Flower School, Room No.7, Near Shantikunj, Manjalpur, Vadodara
5	Prinsa Ashok Raje Gaekwad School, Room No.2, Near Arpanpark, Manjalpur, Vadodara	26	Mahatmagandhi Vidhyalay, Room No.1, Rajendra Society, Vadodara
6	Kubereshwar Mishra Primary School, Room No.5, In Manjalpur Gam, Manjalpur, Vadodara	27	Mahatmagandhi Vidhyalay, Room No.3, Rajendra Society, Vadodara
7	Kubereshwar Mishra Primary School, Room No.6, In Manjalpur Gam, Manjalpur, Vadodara	28	Shreyas Vidhyalay, Room No.4, Diya Chambers, Manjalpur, Vadodara
8	Kubereshwar Mishra Primary School, Store Roome, In Manjalpur Gam, Manjalpur, Vadodara	29	Shreyas Vidhyalay, Room No.61, Diya Chambers, Manjalpur, Vadodara
9	Kubereshwar Mishra Primary School, Room No.1, In Manjalpur Gam, Manjalpur, Vadodara	30	Shreyas Vidhyalay, Room No.25, Diya Chambers, Manjalpur, Vadodara
10	Kubereshwar Mishra Primary School, Room No.2, In Manjalpur Gam, Manjalpur, Vadodara	31	Shreyas Vidhyalay, Room No.26, Diya Chambers, Manjalpur, Vadodara
11	Kubereshwar Mishra Primary School, Room No.3, In Manjalpur Gam, Manjalpur, Vadodara	32	Shreyas Vidhyalay, Room No. 27, Diya Chambers, Manjalpur, Vadodara
12	Kubereshwar Mishra Primary School, Room No.4, In Manjalpur Gam, Manjalpur, Vadodara	33	Shreyas Vidhyalay, Room No-57, Diya Chambers, Manjalpur, Vadodara
13	Matruchhaya Play And Care Centre, Room No.1, Near Shivpuri, Near Manjalpur Chora, Vadodara	34	Shreyas Vidhyalay, Room No-58, Diya Chambers, Manjalpur, Vadodara
14	Matruchhaya Play And Care Centre, Room No.2, Near Shivpuri, Near Manjalpur Chora, Vadodara	35	Manjalpur Guest House, Stor Room, Near Shreejiba Nagar, Manjalpur, Vadodara
15	Matruchhaya Play And Care Centre, Nursary - C Room, Near Shivpuri, Near Manjalpur Chora, Vadodara	36	Manjalpur Guest House, Main Hall, Near Shreejiba Nagar, Manjalpur, Vadodara
16	Stella Mary School, Survarna Ganga, Room No-3, Opp- Vraj Garden, Vadodara	37	Manjalpur Guest House, Kitchen Room, Near Shreejiba Nagar, Manjalpur, Vadodara
17	Stella Mary School, Survarna Ganga, Room No-1, Opp- Vraj Garden, Vadodara	38	Panchsheel Vidhyalaya English Midiam, Room No-2, Near Samruddhi Society, Manjalpur, Vadodara
18	Stella Mary School, Survarna Ganga, Room No-2, Opp- Vraj Garden, Vadodara	39	Panchsheel Vidhyalaya English Midiam, Room No-6, Near Samruddhi Society, Manjalpur, Vadodara
19	Stella Mary School, Survarna Ganga, Room No.-4, Opp- Vraj Garden, Vadodara	40	Panchsheel Vidhyalaya English Midiam, Room No-4, Near Samruddhi Society, Manjalpur, Vadodara
20	Ambe Vidhyalaya, Room No.-4, Opp. Suncity, Manjalpur, Vadodara	41	Panchsheel Vidhyalaya English Midiam, Room No-5, Near Samruddhi Society, Manjalpur, Vadodara
21	Little Flower School, Room No.2, Near Shantikunj, Manjalpur, Vadodara	42	Panchsheel Vidhyalaya English Midiam, Room No-1, Near Samruddhi Society, Manjalpur, Vadodara

Contd....

## Polling Station Level Election Results

### Polling Station-wise Votes Secured by Overall Top Five Parties in Manjalpur Assembly in Assembly Election (AE) under Vadodara Parliamentary Constituency in Gujarat (2022)

Number of Polling Station	Winner - Yogeshbhai Narandas Patel (BJP)	Runner-up - Dr. Tashveen Singh (INC)	3rd - Chauhan Vinay Subhash (Fouji) (AAP)	4th - Bharat Rohit (Baba) (BSP)	5th - Chetan Arunbhai Pandit (ABHM)	NOTA	Other	Total Votes Secured
36	656	106	45	8	4	17	5	841
37	715	99	50	4	9	9	7	893
38	463	21	17	0	1	6	0	508
39	586	46	21	1	0	22	1	677
40	697	46	14	2	2	20	1	782
41	690	35	12	5	1	13	1	757
42	658	68	28	0	3	12	6	775
43	713	52	26	3	2	11	4	811
44	772	63	37	2	6	22	2	904
45	698	69	40	8	5	27	4	851
46	679	76	47	3	1	22	3	831
47	731	102	43	3	2	17	3	901
48	643	175	41	6	5	21	18	909
49	709	69	28	7	6	15	1	835
50	763	48	25	10	7	17	5	875
51	666	70	24	0	2	7	3	772
52	644	98	42	2	6	21	7	820
53	584	126	33	6	6	17	8	780
54	541	98	66	18	7	16	9	755
55	478	89	37	9	4	6	9	632
56	521	90	68	8	5	8	8	708
57	555	149	50	8	6	16	9	793
58	634	121	38	6	9	8	7	823
59	516	131	64	10	7	12	14	754
60	456	199	93	10	5	16	3	782
61	365	53	27	3	2	5	4	459
62	657	66	26	2	4	21	3	779
63	628	81	27	8	8	7	15	774
64	557	93	39	16	2	10	9	726
65	600	158	48	10	0	12	7	835
66	610	79	12	1	3	22	3	730
67	543	75	29	2	2	17	0	668
68	366	40	9	2	1	10	0	428
69	493	67	28	3	4	12	2	609
70	375	34	70	1	3	7	5	495

Contd....

## Polling Station Level Election Results

### Winner, Runner-up and 3rd Party Position & Winning Margin According to Polling Stations in Manjalpur Assembly in Assembly Election (AE) under Vadodara Parliamentary Constituency in Gujarat (2022)

Polling Station Number	Winner Party	Winner Votes (%)	Runner-up Party	Runner-up Votes (%)	Winning Margin Votes (%)	Third Party	Third Party Votes (%)	Other Votes (%)
71	BJP	560 (83.09)	INC	59 (8.75)	501 (74.34)	AAP	24 (3.56)	31 (4.6)
72	BJP	318 (80.71)	ABHM	26 (6.6)	292 (74.11)	INC	24 (6.09)	26 (6.6)
73	BJP	490 (84.48)	INC	50 (8.62)	440 (75.86)	AAP	23 (3.97)	17 (2.93)
74	BJP	347 (79.59)	INC	50 (11.47)	297 (68.12)	AAP	22 (5.05)	17 (3.9)
75	BJP	187 (54.36)	INC	100 (29.07)	87 (25.29)	AAP	42 (12.21)	15 (4.36)
76	AAP	82 (39.23)	BJP	76 (36.36)	6 (2.87)	INC	44 (21.05)	7 (3.35)
77	BJP	346 (59.66)	INC	129 (22.24)	217 (37.42)	AAP	68 (11.72)	37 (6.38)
78	BJP	335 (57.96)	AAP	107 (18.51)	228 (39.45)	INC	97 (16.78)	39 (6.75)
79	BJP	342 (53.77)	INC	130 (20.44)	212 (33.33)	AAP	84 (13.21)	80 (12.58)
80	BJP	513 (67.23)	INC	117 (15.33)	396 (51.9)	AAP	70 (9.17)	63 (8.26)
81	BJP	562 (80.17)	INC	69 (9.84)	493 (70.33)	AAP	48 (6.85)	22 (3.14)
82	BJP	627 (81.75)	INC	71 (9.26)	556 (72.49)	AAP	44 (5.74)	25 (3.26)
83	BJP	585 (73.86)	INC	77 (9.72)	508 (64.14)	AAP	64 (8.08)	66 (8.33)
84	BJP	587 (66.86)	INC	85 (9.68)	502 (57.18)	AAP	80 (9.11)	126 (14.35)
85	BJP	497 (83.39)	INC	46 (7.72)	451 (75.67)	AAP	34 (5.7)	19 (3.19)
86	BJP	387 (66.72)	INC	100 (17.24)	287 (49.48)	AAP	59 (10.17)	34 (5.86)
87	BJP	524 (77.98)	INC	78 (11.61)	446 (66.37)	AAP	31 (4.61)	39 (5.8)
88	BJP	355 (78.37)	INC	41 (9.05)	314 (69.32)	AAP	25 (5.52)	32 (7.06)
89	BJP	78 (65.55)	INC	22 (18.49)	56 (47.06)	AAP	12 (10.08)	7 (5.88)
90	BJP	577 (74.45)	INC	83 (10.71)	494 (63.74)	AAP	70 (9.03)	45 (5.81)
91	BJP	531 (79.14)	INC	61 (9.09)	470 (70.05)	AAP	39 (5.81)	40 (5.96)
92	BJP	485 (65.45)	INC	141 (19.03)	344 (46.42)	AAP	71 (9.58)	44 (5.94)
93	BJP	563 (75.57)	INC	88 (11.81)	475 (63.76)	AAP	60 (8.05)	34 (4.56)
94	BJP	454 (70.06)	INC	109 (16.82)	345 (53.24)	AAP	51 (7.87)	34 (5.25)
95	BJP	319 (46.64)	INC	162 (23.68)	157 (22.96)	BSP	138 (20.18)	65 (9.5)
96	BJP	411 (57.16)	INC	202 (28.09)	209 (29.07)	AAP	66 (9.18)	40 (5.56)
97	BJP	414 (65.71)	AAP	97 (15.4)	317 (50.31)	INC	92 (14.6)	27 (4.29)
98	BJP	603 (69.47)	INC	113 (13.02)	490 (56.45)	AAP	104 (11.98)	48 (5.53)
99	BJP	428 (57.53)	INC	139 (18.68)	289 (38.85)	AAP	128 (17.2)	49 (6.59)
100	BJP	718 (79.25)	AAP	80 (8.83)	638 (70.42)	INC	77 (8.5)	31 (3.42)
101	BJP	276 (46.08)	INC	164 (27.38)	112 (18.7)	AAP	122 (20.37)	37 (6.18)
102	BJP	530 (66.25)	INC	168 (21)	362 (45.25)	AAP	52 (6.5)	50 (6.25)
103	BJP	482 (67.41)	INC	96 (13.43)	386 (53.98)	AAP	69 (9.65)	68 (9.51)
104	BJP	435 (57.69)	INC	123 (16.31)	312 (41.38)	AAP	96 (12.73)	100 (13.26)
105	BJP	199 (56.06)	AAP	98 (27.61)	101 (28.45)	INC	37 (10.42)	21 (5.92)

Contd....

## DISCLAIMER

The Terms of Use and Disclaimer of Datanet India Private Limited (hereinafter referred to as "Datanet") for use of this analysis report of **Manjalpur Assembly Constituency (Manjalpur Vidhan Sabha)** :-

1. **Assembly Factbook™** is a Registered Trade Mark owned by Datanet.
2. All the maps are sketched and graphical representation only and have not been drawn to the scale and also not to represent the actual geographical area or boundary of the unit.
3. The data for the aforesaid analysis is based on authentic sources and has been culled from the various publications of Census, CSO and NSSO for district and block level data, various central and state government departments, Central & State Elections Commissions and the concerned Returning Officers' releases, Electoral Rolls, Election results and allied publications, internal assessment, surveys, estimates and analysis. Therefore, certain adjustment of data at micro level may have been done to arrive closer to the macro data.
4. Data have been provided on an "As Is" and "As AVAILABLE" basis
5. The colours shown in the maps or diagram and charts of a particular party, alliance or AC are indicative and do not represent them.
6. This publication which includes maps, sheets, graphs and data would be the property under copyright of Datanet only. The user may use these for its internal study, analysis and research purposes. It's public display, re-selling or any commercial uses by the user are not allowed.
7. Datanet has taken due care and caution in compilation and processing of data and allied information, but does not guarantee the accuracy, adequacy or completeness of any information/analysis and will be not responsible for any errors or omissions or for the results obtained from the use of such information/analysis.
8. All the contents for the publication have been culled from various authentic sources and Datanet reasonably believes such sources to be reliable, but does not make any representations, express or implied as to the accuracy or fitness of use of such information. The information or contents of the information/analysis do not constitute advice and should not be relied upon in making (or refraining from making) any decision. Any reliance placed upon the information provided by Datanet is the sole responsibility and strictly at the user's risk.
9. In no event will Datanet be liable for any damages (including, without limitation, damages for loss of business projects, or loss of profits) arising in contract, tort or otherwise from the use of or inability to use any of its contents, or from any action taken (or refrained from being taken) as a result of using the analysis or any of its contents. Datanet its directors, owners, editors, officials, employees, distributor and agents or any associate will not be liable for any errors in the information contained or any consequences arising from the use of the contents of the provided information/analysis.
10. If any provision of these terms and conditions is held invalid or illegal or unenforceable for any reason by any court of competent jurisdiction, such provision shall be severed and the remainder of provisions of the terms and conditions shall continue in full force and effect as if the Term of Use had been executed with the invalid, illegal or unenforceable provision eliminated.
11. If there are any discrepancies in the information provided, please bring it to attention of Datanet for suitable rectification measures.

**Buy Online This Complete Book At  
Datanet India eBooks Store**

[www.indiastatpublications.com](http://www.indiastatpublications.com)

or go directly at

[http://www.indiastatpublications.com/  
Assembly\\_factbook/Gujarat/Vadodara/Manjalpur](http://www.indiastatpublications.com/Assembly_factbook/Gujarat/Vadodara/Manjalpur)

 **indiastat**elections

ISBN - 978-93-5905-441-4



9 789359 105441 4