



Gujarat

Assembly Factbook™

Akota Assembly Constituency

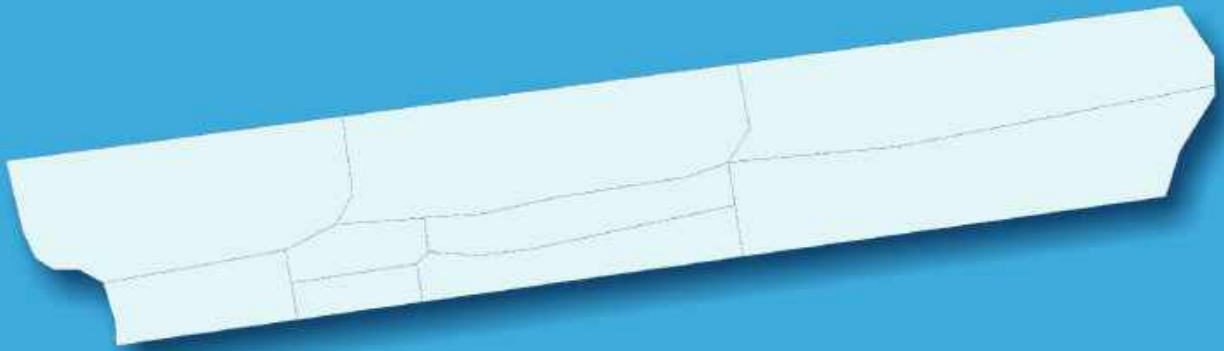


Key Electoral Data of Akota
Assembly Constituency (Vidhan Sabha)

Gujarat

Assembly Factbook™

Akota Assembly Constituency



Akota Vidhan Sabha

Editor & Director

Dr. R.K. Thukral

Research Editor

Dr. Shafeeq Rahman

**Compiled, Researched and Published by
Datanet India Pvt. Ltd.**

D-100, 1st Floor,

Okhla Industrial Area, Phase-I,

New Delhi- 110020.

Ph.: 91-11- 43580781-84

Email : support@indiastatpublications.com

Website : www.indiastatelections.com

Online Book Store :

www.indiastatpublications.com

Report No. : AFB/GJ-143-0125

ISBN : 978-93-5905-145-1

First Edition : January, 2018

Eighth Updated Edition : January, 2025

Price : Rs. 11500/-

US\$ 310

© **Datanet India Pvt. Ltd.**

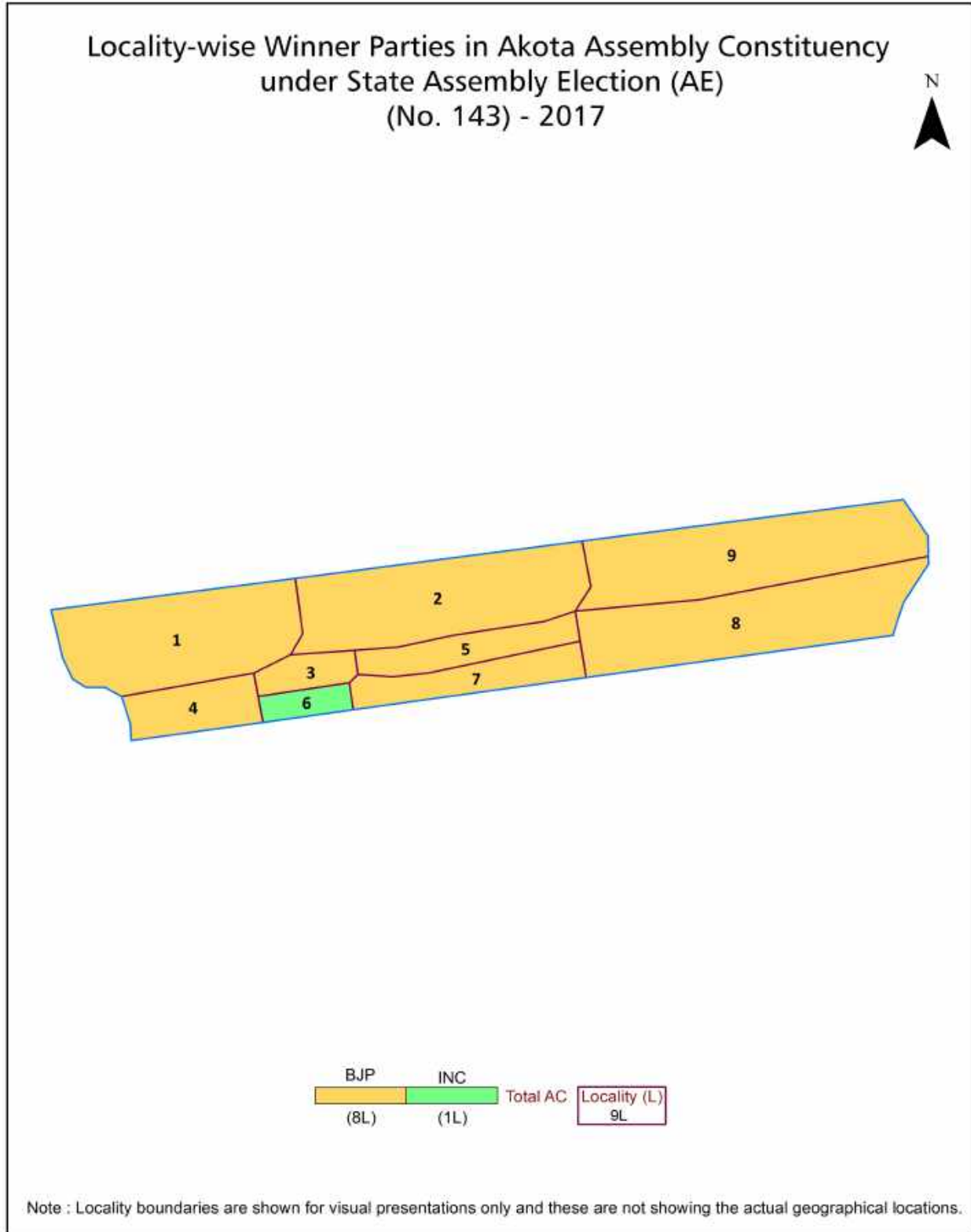
All rights reserved. No part of this book may be reproduced, stored in a retrieval system or transmitted in any form or by any means, mechanical photocopying, photographing, scanning, recording or otherwise without the prior written permission of the publisher. Please refer to Disclaimer at page no. 179 for the use of this publication.

Printed in India

Contents

No.	Particulars	Page No.
	Introduction	
1	Assembly Constituency - (Vidhan Sabha) at a Glance Features of Assembly as per Delimitation Commission of India (2008)	1-2
	Location and Political Maps	
2	Location Map Boundaries of Assembly Constituency - (Vidhan Sabha) in District Boundaries of Assembly Constituency under Parliamentary Constituency - (Lok Sabha) Locality-wise Winner Parties- 2024, 2022, 2019, 2017, 2014, 2012 and 2009	3-11
	Administrative Setup (2011)	
3	District Sub-district Towns Villages Inhabited Villages Uninhabited Villages Village Panchayat Intermediate Panchayat	12
	Demographics (2011)	
4	Population Households Rural/Urban Population Sex Ratio (Total & 0-6 Years) Religious Population Social Population Literacy Rate	13
	Electoral Features	
5	Important Dates of Last Elections Held Electors by Gender Service Electors Voters Voters Turnout Polling Stations & Average Number of Electors per Polling Station Electors by Age Group Present Elected Representatives	14-19
	Historical Summary Election Results	
6	Vote Share of Major Parties Winning Margin (Number & Percentage) Polarity of Parties Summary Result of Assembly Segment of Parliamentary Elections 2024, 2019, 2014 and 2009 Summary Result of Assembly Elections 2022, 2017 and 2012	20-29
	Polling Station Level Election Results	
7	Name and Number of Polling Station 2024, 2022, 2019, 2017, 2014, 2012 and 2009 Polling Station-wise Electors, Voters & Voters Turnout 2024, 2022, 2019, 2017, 2014, 2012 and 2009 Polling Station wise Elections Results 2024, 2022, 2019, 2017, 2014, 2012 and 2009	30-174
	Share of Assembly Constituency	
8	Share of Assembly Constituency - (Vidhan Sabha) in State, District and Parliamentary Constituency - (Lok Sabha)	175
9	Abbreviation & Sources	177-178
10	Disclaimer	179

Location & Political Map

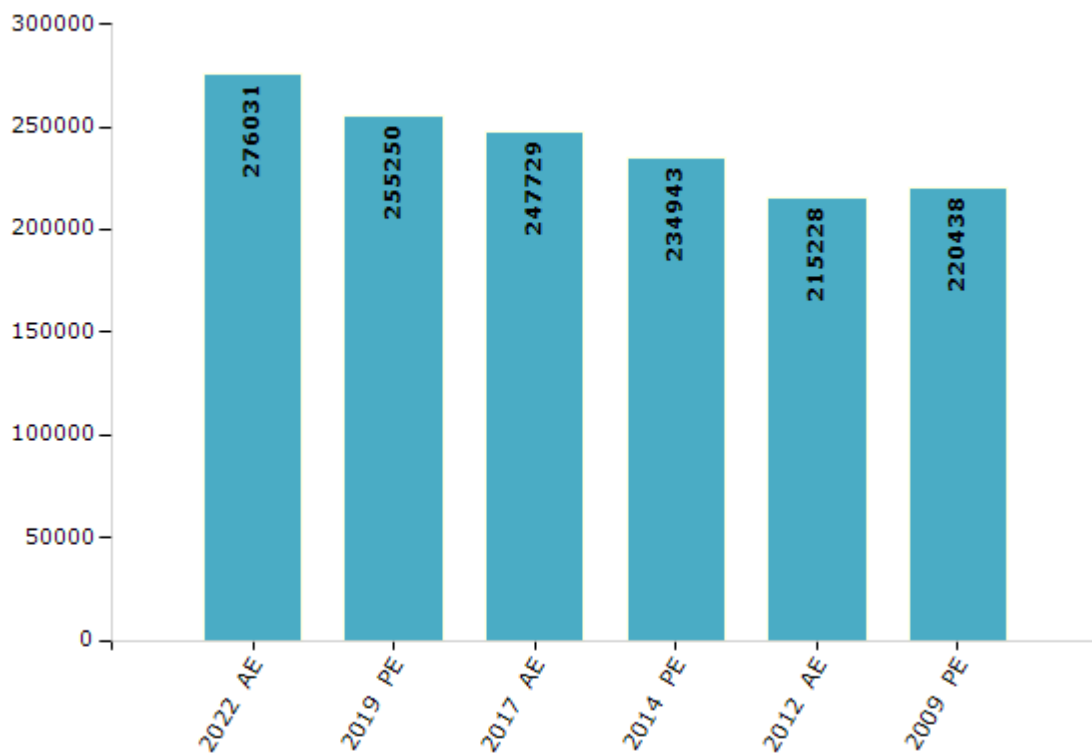


Electoral Features

Electors by Male & Female

Year	Male	Female	Others	Total	Year	Male	Female	Others	Total
2022 AE	139967	135970	94	276031	1998 AE	-	-	-	-
2019 PE	129953	125235	62	255250	1995 AE	-	-	-	-
2017 AE	126579	121121	29	247729	1990 AE	-	-	-	-
2014 PE	120429	114509	5	234943	1985 AE	-	-	-	-
2012 AE	111174	104049	5	215228	1980 AE	-	-	-	-
2009 PE	113465	106973	-	220438	1975 AE	-	-	-	-
2007 AE	-	-	-	-	1972 AE	-	-	-	-
2004 PE	-	-	-	-	1967 AE	-	-	-	-
2002 AE	-	-	-	-	1962 AE	-	-	-	-
1999 PE	-	-	-	-					

Number of Electors

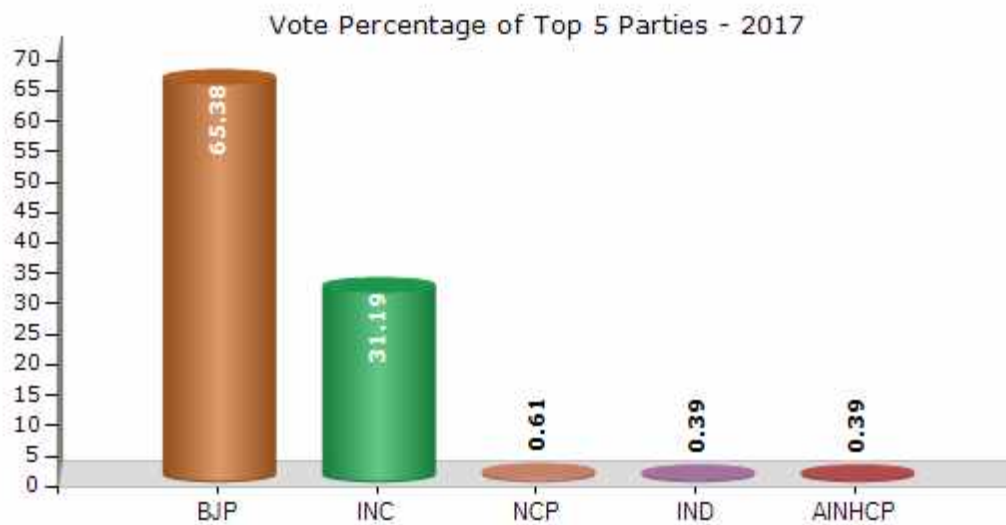


Note : AE : Assembly Election, PE : Assembly Segment of Parliamentary Election

Historical Summary Election Results

Summary Result of Assembly Election - 2017

Candidate Name	Party	Votes	Votes %
Seemaben Akshaykumar Mohile	BJP	109244	65.38
Ranjit Sharadchandra Chavan	INC	52105	31.19
Nikhil Yatin Patel	NCP	1027	0.61
Amit Ramkripal Tiwari	IND	655	0.39
Rushikant Shastri	AINHCP	648	0.39
Pathan Mohammad Soyebkhan (Guddu)	BSP	465	0.28
Maheububkhan Yusufkhan Sindhi (Vakil)	IND	399	0.24
	NOTA	2536	1.52



Polling Station Level Election Results

Number and Name of Polling Stations (PS) (2022)

Number of Polling Stations	Name of Polling Stations	Number of Polling Stations	Name of Polling Stations
1	Gayatri Vidhyalaya Balawadi Building, North Sider Room, Priya Cinema Road,Gotri, Vadodara	22	Jayantibhai Shamalbhai Patel Swaminarayan Highschool, Room No.5, Priya Cinema Road, Gotri, Vadodara
2	Gayatri Vidhyalaya Balawadi Building, East Sider Room, Priya Cinema Road,Gotri, Vadodara	23	Jayantibhai Shamalbhai Patel Swaminarayan Highschool, Room No.6, Priya Cinema Road, Gotri, Vadodara
3	Gayatri Vidhyalaya Balawadi Building, West Sider Room, Priya Cinema Road,Gotri, Vadodara	24	Jayantibhai Shamalbhai Patel Swaminarayan Highschool, Room No.2, Priya Cinema Road, Gotri, Vadodara
4	Shenan The World School, Grade-Ii Room, Priya Cinema Road, Gotri, Vadodara	25	Jayantibhai Shamalbhai Patel Swaminarayan Highschool, Room No.3, Priya Cinema Road, Gotri, Vadodara
5	Shenan The World School, Grade-I Room, Priya Cinema Road, Gotri, Vadodara	26	Jayantibhai Shamalbhai Patel Swaminarayan Highschool, Room No.9, Priya Cinema Road, Gotri, Vadodara
6	Shenan The World School, Sr.K.G. Little Einsteins Room, Priya Cinema Road, Gotri, Vadodara	27	D.R.Amin.Memorial School, Room No. 1, Gadapura Gotri, Vadodara
7	Geri, Administration Room, Gotri, Vadodara	28	D.R.Amin.Memorial School, Room No.- 8, Gadapura Gotri, Vadodara
8	Geri, Pay Bill Room, Gotri, Vadodara	29	Utkarsh Vidhalaya Primary School, Room Of Std 4b, Gadapura Gotri, Vadodara
9	Shenan The World School, Jr.K.G Little Genius Room, Priya Cinema Road, Gotri, Vadodara	30	Utkarsh Vidhalaya Primary School, Room Of Std 3/A, Gadapura Gotri, Vadodara
10	Rameshwar Vidhyalaya, Room No.3, Harinagar Gotri, Vadodara	31	Regional Public Health Training Institute, East Sider Room By Office, Vaccine Compound Old Padra Road, Vadodara
11	Rameshwar Vidhyalaya, Room No.1, Harinagar Gotri, Vadodara	32	Regional Public Health Training Institute, Room No.4, Vaccine Compound Old Padra Road, Vadodara
12	Rameshwar Vidhyalaya, Room No. -8, Harinagar Gotri, Vadodara	33	Anganwadi Kendra No. 162, Room No. -1, Raja Ravi Verma School Campus, Haripura, Vadodara
13	Rameshwar Vidhyalaya, Staff Room No.2, Harinagar Gotri, Vadodara	34	Raja Ravi Varma Primary School, Room No 4, Near Urmi Society, Haripura ,Akota, Vadodara
14	Shenan The World School, Pre Nursury Room, Priya Cinema Road, Gotri, Vadodara	35	Raja Ravi Varma Primary School, Room No 5, Near Urmi Society, Haripura ,Akota, Vadodara
15	Gayatri Vidhyalaya, Room No.2, Priya Cinema Road, Gotri, Vadodara	36	Raja Ravi Varma Primary School, Room No 6, Near Urmi Society, Haripura ,Akota, Vadodara
16	Gayatri Vidhyalaya, Room No.1, Priya Cinema Road, Gotri, Vadodara	37	Raja Ravi Varma Primary School, Room No 3, Near Urmi Society, Haripura ,Akota, Vadodara
17	Rang Avadhut Vidhalaya, Room No.2, Priya Cinema Road, Gotri, Vadodara	38	Aadarsh Primary Hindi Vidhalaya, Std-2 Room, Kadak Bajar, Sayajigunj, Vadodara
18	Rang Avadhut Vidhalaya, Room No.3, Priya Cinema Road, Gotri, Vadodara	39	Maa Bharati Primary School, Room No 1, F Category Police Line Akota, Vadodara
19	Gayatri Vidhyalaya, Room No.4, Priya Cinema Road, Gotri, Vadodara	40	Pratap Highschool, Room No 7, Kadak Bajar, Sayaji Ganj, Vadodara
20	Gayatri Vidhyalaya, Room No.3, Priya Cinema Road, Gotri, Vadodara	41	Pratap Highschool, Room No.3, Kadak Bajar, Sayaji Ganj, Vadodara
21	Jayantibhai Shamalbhai Patel Swaminarayan Highschool, Room No.2, Priya Cinema Road, Gotri, Vadodara	42	Pratap Highschool, Room No.4, Kadak Bajar, Sayaji Ganj, Vadodara

Contd....

Polling Station Level Election Results

Polling Station-wise Votes Secured by Overall Top Five Parties in Akota Assembly in Assembly Election (AE) under Vadodara Parliamentary Constituency in Gujarat (2022)

Number of Polling Station	Winner - Chaitanya Makarandbhai Desai (BJP)	Runner-up - Rutvij Dilipbhai Joshi (INC)	3rd - Shashank Rajesh Khare (AAP)	4th - Jatin Shah (IND)	5th - Narendrabhai Lalubhai Parmar (ABHM)	NOTA	Other	Total Votes Secured
36	640	42	27	1	0	23	5	738
37	621	43	22	0	1	17	2	706
38	283	28	15	0	1	4	6	337
39	669	36	23	2	1	10	11	752
40	341	180	61	1	2	16	17	618
41	425	139	38	2	4	6	14	628
42	728	57	44	1	2	22	9	863
43	510	158	39	4	4	17	11	743
44	280	121	43	2	1	4	9	460
45	696	83	28	3	5	21	19	855
46	553	100	32	3	2	11	23	724
47	483	191	48	3	7	10	15	757
48	618	35	20	26	8	12	22	741
49	401	209	58	18	4	8	33	731
50	338	171	46	0	3	6	6	570
51	510	149	34	2	4	7	8	714
52	430	40	17	0	4	6	12	509
53	271	46	28	1	0	4	11	361
54	359	173	45	2	0	9	9	597
55	413	64	35	0	2	6	17	537
56	385	33	22	0	0	14	10	464
57	644	95	43	1	2	16	7	808
58	473	69	38	1	0	19	10	610
59	397	36	25	0	1	8	5	472
60	529	65	19	0	0	7	5	625
61	397	16	12	0	4	3	0	432
62	286	20	9	1	1	3	2	322
63	628	82	31	6	4	10	9	770
64	657	82	24	0	2	21	8	794
65	534	159	50	0	4	11	11	769
66	458	39	21	0	1	9	8	536
67	438	29	23	0	0	7	0	497
68	408	46	28	1	1	8	4	496
69	446	83	23	0	3	11	2	568
70	726	86	52	1	1	28	5	899

Contd....

Polling Station Level Election Results

Winner, Runner-up and 3rd Party Position & Winning Margin According to Polling Stations in Akota Assembly in Assembly Election (AE) under Vadodara Parliamentary Constituency in Gujarat (2022)

Polling Station Number	Winner Party	Winner Votes (%)	Runner-up Party	Runner-up Votes (%)	Winning Margin Votes (%)	Third Party	Third Party Votes (%)	Other Votes (%)
71	BJP	715 (83.82)	INC	77 (9.03)	638 (74.79)	AAP	32 (3.75)	29 (3.4)
72	BJP	622 (74.14)	INC	131 (15.61)	491 (58.53)	AAP	59 (7.03)	27 (3.22)
73	BJP	562 (82.04)	INC	59 (8.61)	503 (73.43)	AAP	29 (4.23)	35 (5.11)
74	BJP	687 (86.2)	INC	56 (7.03)	631 (79.17)	AAP	31 (3.89)	23 (2.89)
75	BJP	521 (86.12)	INC	47 (7.77)	474 (78.35)	AAP	24 (3.97)	13 (2.15)
76	BJP	527 (78.77)	INC	73 (10.91)	454 (67.86)	AAP	46 (6.88)	23 (3.44)
77	BJP	719 (90.44)	INC	36 (4.53)	683 (85.91)	AAP	25 (3.14)	15 (1.89)
78	BJP	592 (66)	INC	190 (21.18)	402 (44.82)	AAP	85 (9.48)	30 (3.34)
79	BJP	368 (86.38)	INC	31 (7.28)	337 (79.1)	AAP	17 (3.99)	10 (2.35)
80	BJP	337 (83.83)	INC	28 (6.97)	309 (76.86)	AAP	17 (4.23)	20 (4.98)
81	BJP	458 (82.37)	INC	42 (7.55)	416 (74.82)	AAP	34 (6.12)	22 (3.96)
82	BJP	429 (84.12)	INC	54 (10.59)	375 (73.53)	AAP	17 (3.33)	10 (1.96)
83	BJP	523 (73.87)	INC	100 (14.12)	423 (59.75)	AAP	64 (9.04)	21 (2.97)
84	BJP	590 (78.15)	INC	95 (12.58)	495 (65.57)	AAP	44 (5.83)	26 (3.44)
85	BJP	603 (86.89)	INC	48 (6.92)	555 (79.97)	AAP	27 (3.89)	16 (2.31)
86	BJP	581 (83)	INC	69 (9.86)	512 (73.14)	AAP	21 (3)	29 (4.14)
87	BJP	608 (86.36)	INC	54 (7.67)	554 (78.69)	AAP	27 (3.84)	15 (2.13)
88	BJP	515 (81.88)	INC	82 (13.04)	433 (68.84)	AAP	18 (2.86)	14 (2.23)
89	BJP	562 (87.27)	INC	44 (6.83)	518 (80.44)	AAP	19 (2.95)	19 (2.95)
90	BJP	542 (81.87)	INC	82 (12.39)	460 (69.48)	AAP	22 (3.32)	16 (2.42)
91	BJP	217 (80.97)	INC	28 (10.45)	189 (70.52)	AAP	13 (4.85)	10 (3.73)
92	BJP	395 (84.58)	AAP	35 (7.49)	360 (77.09)	INC	23 (4.93)	14 (3)
93	BJP	429 (82.98)	INC	47 (9.09)	382 (73.89)	AAP	23 (4.45)	18 (3.48)
94	BJP	538 (81.15)	INC	96 (14.48)	442 (66.67)	AAP	11 (1.66)	18 (2.71)
95	BJP	531 (80.09)	INC	94 (14.18)	437 (65.91)	AAP	23 (3.47)	15 (2.26)
96	BJP	610 (90.77)	INC	33 (4.91)	577 (85.86)	AAP	10 (1.49)	19 (2.83)
97	BJP	426 (80.38)	INC	56 (10.57)	370 (69.81)	AAP	28 (5.28)	20 (3.77)
98	BJP	613 (88.97)	INC	36 (5.22)	577 (83.75)	AAP	22 (3.19)	18 (2.61)
99	BJP	582 (79.29)	INC	83 (11.31)	499 (67.98)	AAP	36 (4.9)	33 (4.5)
100	BJP	376 (85.26)	INC	36 (8.16)	340 (77.1)	AAP	21 (4.76)	8 (1.81)
101	BJP	557 (76.93)	INC	117 (16.16)	440 (60.77)	AAP	23 (3.18)	27 (3.73)
102	INC	289 (58.27)	BJP	104 (20.97)	185 (37.3)	AAP	93 (18.75)	10 (2.02)
103	BJP	228 (69.3)	INC	50 (15.2)	178 (54.1)	AAP	42 (12.77)	9 (2.74)
104	BJP	415 (84.18)	INC	41 (8.32)	374 (75.86)	AAP	17 (3.45)	20 (4.06)
105	BJP	443 (90.78)	INC	25 (5.12)	418 (85.66)	AAP	12 (2.46)	8 (1.64)

Contd....

DISCLAIMER

The Terms of Use and Disclaimer of Datanet India Private Limited (hereinafter referred to as "Datanet") for use of this analysis report of **Akota Assembly Constituency (Akota Vidhan Sabha)** :-

1. **Assembly Factbook™** is a Registered Trade Mark owned by Datanet.
2. All the maps are sketched and graphical representation only and have not been drawn to the scale and also not to represent the actual geographical area or boundary of the unit.
3. The data for the aforesaid analysis is based on authentic sources and has been culled from the various publications of Census, CSO and NSSO for district and block level data, various central and state government departments, Central & State Elections Commissions and the concerned Returning Officers' releases, Electoral Rolls, Election results and allied publications, internal assessment, surveys, estimates and analysis. Therefore, certain adjustment of data at micro level may have been done to arrive closer to the macro data.
4. Data have been provided on an "As Is" and "As AVAILABLE" basis
5. The colours shown in the maps or diagram and charts of a particular party, alliance or AC are indicative and do not represent them.
6. This publication which includes maps, sheets, graphs and data would be the property under copyright of Datanet only. The user may use these for its internal study, analysis and research purposes. It's public display, re-selling or any commercial uses by the user are not allowed.
7. Datanet has taken due care and caution in compilation and processing of data and allied information, but does not guarantee the accuracy, adequacy or completeness of any information/analysis and will be not responsible for any errors or omissions or for the results obtained from the use of such information/analysis.
8. All the contents for the publication have been culled from various authentic sources and Datanet reasonably believes such sources to be reliable, but does not make any representations, express or implied as to the accuracy or fitness of use of such information. The information or contents of the information/analysis do not constitute advice and should not be relied upon in making (or refraining from making) any decision. Any reliance placed upon the information provided by Datanet is the sole responsibility and strictly at the user's risk.
9. In no event will Datanet be liable for any damages (including, without limitation, damages for loss of business projects, or loss of profits) arising in contract, tort or otherwise from the use of or inability to use any of its contents, or from any action taken (or refrained from being taken) as a result of using the analysis or any of its contents. Datanet its directors, owners, editors, officials, employees, distributor and agents or any associate will not be liable for any errors in the information contained or any consequences arising from the use of the contents of the provided information/analysis.
10. If any provision of these terms and conditions is held invalid or illegal or unenforceable for any reason by any court of competent jurisdiction, such provision shall be severed and the remainder of provisions of the terms and conditions shall continue in full force and effect as if the Term of Use had been executed with the invalid, illegal or unenforceable provision eliminated.
11. If there are any discrepancies in the information provided, please bring it to attention of Datanet for suitable rectification measures.

Buy Online This Complete Book At
Datanet India eBooks Store

www.indiastatpublications.com

or go directly at

[http://www.indiastatpublications.com/
Assembly_factbook/Gujarat/Vadodara/ Akota](http://www.indiastatpublications.com/Assembly_factbook/Gujarat/Vadodara/Akota)

 **indiastat**elections

ISBN : 978-93-5905-145-1



9 789359 105145 1