



Gujarat

Assembly Factbook™

Rajkot South Assembly Constituency



Key Electoral Data of Rajkot South
Assembly Constituency (Vidhan Sabha)

Gujarat

Assembly Factbook™

Rajkot South Assembly Constituency



Rajkot South Vidhan Sabha

Editor & Director

Dr. R.K. Thukral

Research Editor

Dr. Shafeeq Rahman

**Compiled, Researched and Published by
Datanet India Pvt. Ltd.**

D-100, 1st Floor,

Okhla Industrial Area, Phase-I,

New Delhi- 110020.

Ph.: 91-11- 43580781-84

Email : support@indiastatpublications.com

Website : www.indiastatelections.com

Online Book Store :

www.indiastatpublications.com

Report No. : AFB/GJ-070-0125

ISBN : 978-93-5822-946-2

First Edition : January, 2018

Eighth Updated Edition : January, 2025

Price : Rs. 11500/-

US\$ 310

© **Datanet India Pvt. Ltd.**

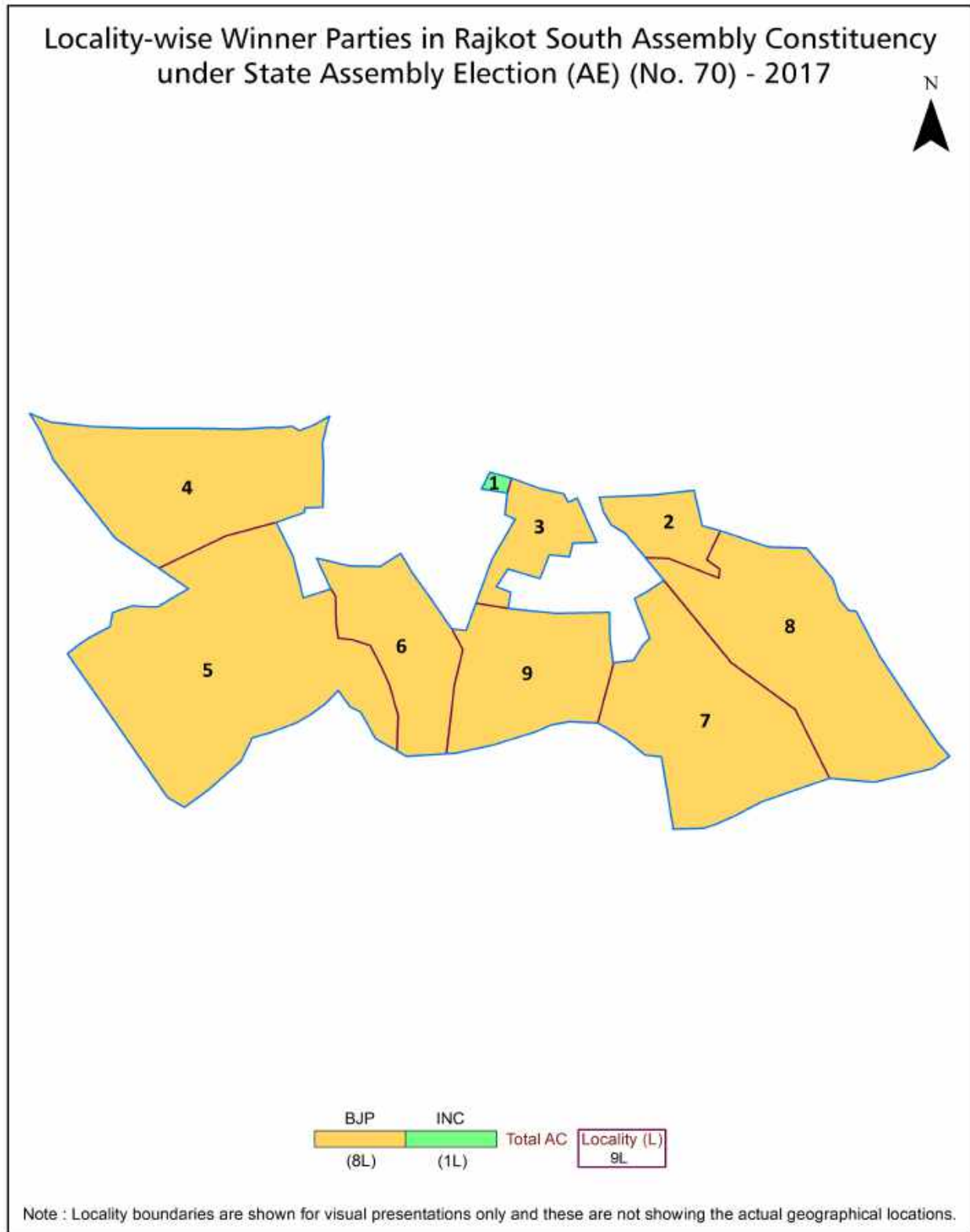
All rights reserved. No part of this book may be reproduced, stored in a retrieval system or transmitted in any form or by any means, mechanical photocopying, photographing, scanning, recording or otherwise without the prior written permission of the publisher. Please refer to Disclaimer at page no. 169 for the use of this publication.

Printed in India

Contents

No.	Particulars	Page No.
	Introduction	
1	Assembly Constituency - (Vidhan Sabha) at a Glance Features of Assembly as per Delimitation Commission of India (2008)	1-2
	Location and Political Maps	
2	Location Map Boundaries of Assembly Constituency - (Vidhan Sabha) in District Boundaries of Assembly Constituency under Parliamentary Constituency - (Lok Sabha) Locality-wise Winner Parties- 2024, 2022, 2019, 2017, 2014, 2012 and 2009	3-11
	Administrative Setup (2011)	
3	District Sub-district Towns Villages Inhabited Villages Uninhabited Villages Village Panchayat Intermediate Panchayat	12
	Demographics (2011)	
4	Population Households Rural/Urban Population Sex Ratio (Total & 0-6 Years) Religious Population Social Population Literacy Rate	13
	Electoral Features	
5	Important Dates of Last Elections Held Electors by Gender Service Electors Voters Voters Turnout Polling Stations & Average Number of Electors per Polling Station Electors by Age Group Present Elected Representatives	14-19
	Historical Summary Election Results	
6	Vote Share of Major Parties Winning Margin (Number & Percentage) Polarity of Parties Summary Result of Assembly Segment of Parliamentary Elections 2024, 2019, 2014 and 2009 Summary Result of Assembly Elections 2022, 2017 and 2012	20-29
	Polling Station Level Election Results	
7	Name and Number of Polling Station 2024, 2022, 2019, 2017, 2014, 2012 and 2009 Polling Station-wise Electors, Voters & Voters Turnout 2024, 2022, 2019, 2017, 2014, 2012 and 2009 Polling Station wise Elections Results 2024, 2022, 2019, 2017, 2014, 2012 and 2009	30-164
	Share of Assembly Constituency	
8	Share of Assembly Constituency - (Vidhan Sabha) in State, District and Parliamentary Constituency - (Lok Sabha)	165
9	Abbreviation & Sources	167-168
10	Disclaimer	169

Location & Political Map

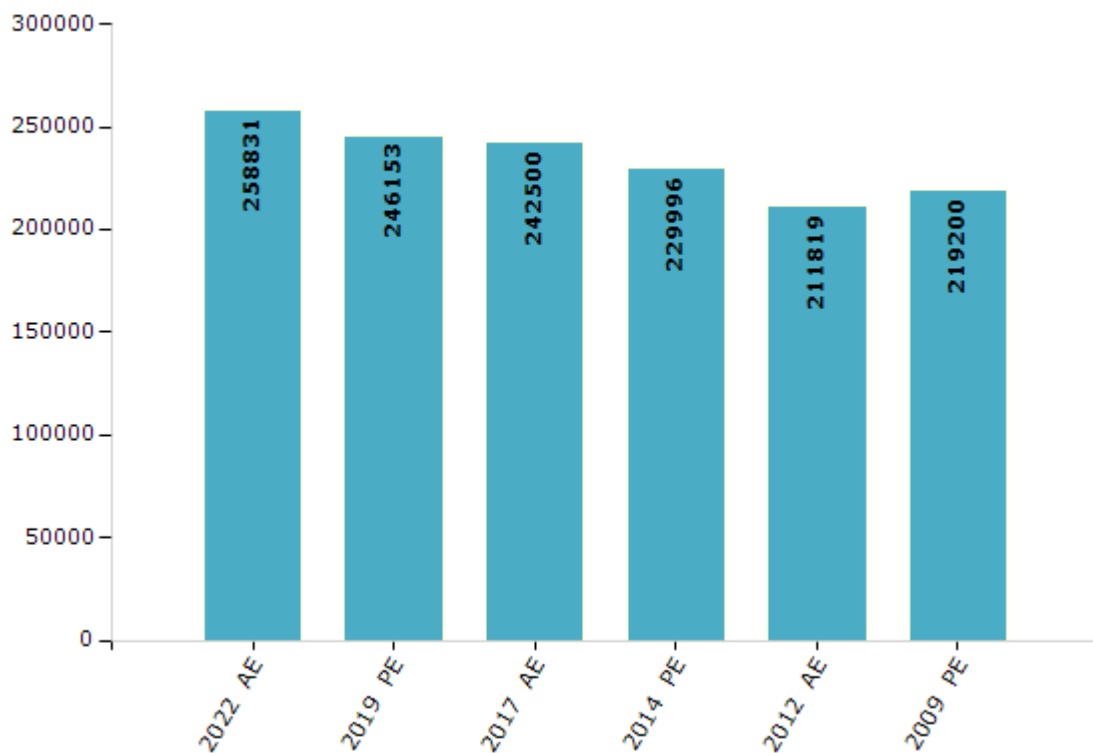


Electoral Features

Electors by Male & Female

Year	Male	Female	Others	Total	Year	Male	Female	Others	Total
2022 AE	133028	125799	4	258831	1998 AE	-	-	-	-
2019 PE	126775	119375	3	246153	1995 AE	-	-	-	-
2017 AE	124794	117703	3	242500	1990 AE	-	-	-	-
2014 PE	118289	111704	3	229996	1985 AE	-	-	-	-
2012 AE	109703	102114	2	211819	1980 AE	-	-	-	-
2009 PE	113430	105770	-	219200	1975 AE	-	-	-	-
2007 AE	-	-	-	-	1972 AE	-	-	-	-
2004 PE	-	-	-	-	1967 AE	-	-	-	-
2002 AE	-	-	-	-	1962 AE	-	-	-	-
1999 PE	-	-	-	-					

Number of Electors

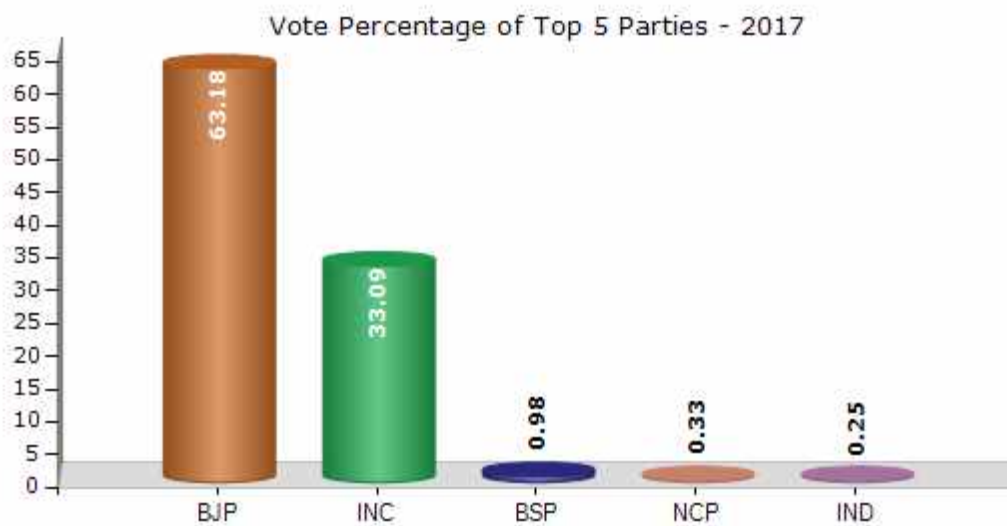


Note : AE : Assembly Election, PE : Assembly Segment of Parliamentary Election

Historical Summary Election Results

Summary Result of Assembly Election - 2017

Candidate Name	Party	Votes	Votes %
Govindbhai Patel	BJP	98951	63.18
Dr. Dinesh Chovatiya	INC	51830	33.09
Anju Padaliya	BSP	1528	0.98
Desai Vinodbhai Nanjibhai	NCP	517	0.33
Vinodbhai Nanalal Makvana	IND	389	0.25
Girishbhai Vallabhabhai Maraviya (Patel)	AAP	284	0.18
Jaspalsinh Mahavirsinh Tomar	IND	283	0.18
Nishantbhai Patel	SHS	230	0.15
Kubavat Atulbhai Kanubhai	IND	186	0.12
Aziz Iqbalbhai Virani	IND	163	0.1
	NOTA	2251	1.44



Polling Station Level Election Results

Number and Name of Polling Stations (PS) (2022)

Number of Polling Stations	Name of Polling Stations	Number of Polling Stations	Name of Polling Stations
1	Kishorsinhji Pri. School No.-1, Room No. 5, Kothariya Naka, Rajkot	22	U.R.C. Bhavan, Room No. 2, Karanpara, Rajkot
2	Kishorsinhji Pri. School No.-1, Room No. 7, Kothariya Naka, Rajkot	23	Shree Bai Sahebaba Girls Highschool, Room No. 2, Nr. Rajeshree Cinema, Rajkot
3	Bavajiraj Girls School No.-4, Room No. 1, Bedinaka Road, Rajkot	24	Shree Bai Sahebaba Girls Highschool, Room No. 1, Nr. Rajeshree Cinema, Rajkot
4	Bavajiraj Girls School No.-4, Room No. 2, Bedinaka Road, Rajkot	25	Narendrakunvarba Girls School No. 3 New Building, Room No. 1, Nr. Karanpara Police Station, Rajkot
5	Kishorsinhji Pri. School No.-1, Room No. 1, Nr. Balmitra Room, Kothariya Naka, Rajkot	26	Narendrakunvarba Girls School No. 3 New Building, Room No. 5, Nr. Karanpara Police Station, Rajkot
6	Kishorsinhji Pri. School No.-1, Room No. 2, Nr. Balmitra Room, Kothariya Naka, Rajkot	27	Kanta Stri Vikas Gruh Primary School, Room No. 2, Dhebar Road, Rajkot
7	Shree Bai Sahebaba Girls Highschool, Room No. 3, Nr. Rajeshree Cinema, Rajkot	28	Girnara Soni Wadi Room No. 1, Room No. 1, Laxmiwadi Main Road, Rajkot
8	G.T. Girls Highschool, Room No. 14, Nr. Trikonbaugh, Rajkot	29	Balkishor Vidhyalaya, Room No. 1, Laxmiwadi 10, Rajkot
9	G.T. Girls Highschool, Room No. 2, Nr. Trikonbaugh, Rajkot	30	Balkishor Vidhyalaya, Room No. 2, Laxmiwadi 10, Rajkot
10	Anganvadi Center No. 59 (Old R.M.C. Pri. School No. 31), Room No. 2, Hathikhana Main Road New Building, Rajkot	31	Balkishor Vidhyalaya, Room No. 3, Laxmiwadi 10, Rajkot
11	Anganvadi Center No. 59 (Old R.M.C. Pri. School No. 31), Room No. 3, Hathikhana Main Road New Building, Rajkot	32	Balkishor Vidhyalaya, Room No. 4, Laxmiwadi 10, Rajkot
12	Murlidhar Highschool, Room No. 1, Vardhman Nagar, Tripple Door Room, Rajkot	33	Rajkot Mu. Corporation Ward No 15b Office, Room No. 1, Gundavadi, Rajkot
13	Murlidhar Highschool, Room No. 2, Vardhman Nagar, Tripple Door Room, Rajkot	34	Main Health Center Municipal Corporation, Room No. 1, Laxmiwadi Main Road, Rajkot
14	R.M.C School No.16, Class-2 Room, Ramnath Para, Old Jail Road, Rajkot	35	Main Health Center Municipal Corporation, Room No. 2, Laxmiwadi Main Road, Rajkot
15	R.M.C School No.16, Class-1 Room, Ramnath Para, Old Jail Road, Rajkot	36	Gautam Vidhalay, Ground Floor, Kevdavadi, Near Palang Chowk, Rajkot
16	R.M.C School No.16, Resource Room, Ramnath Para, Old Jail Road, Rajkot	37	G.T. Girls Highschool, Room No.4, Nr. Trikonbaugh, Rajkot
17	R.M.C School No.16, Smart Room, Ramnath Para, Old Jail Road, Rajkot	38	Kumar Mandir School, Rashtriya School Compound, Rajkot
18	Anganwadi Center No.61, Room No.1, Ramnath Para, Old Jail Road, Rajkot	39	Municipal Co. School No. 11, Room No. 2, Opp. Rashtriya School, Rajkot
19	Karansinhji Highschool New Building, Room No. 104, Karansinhji Road, Rajkot	40	Kumar Mandir School, Jagadishchandra Boz Room, Rashtriya School Compound, Rajkot
20	Karansinhji Highschool New Building, Room No. 105, Karansinhji Road, Rajkot	41	Kumar Mandir School, Raja Ram Mohanray Room, Rashtriya School Compound, Rajkot
21	U.R.C. Bhavan, Room No. 1, Karanpara, Rajkot	42	Kumar Mandir School, Rashtriya School Compound, Rajkot

Contd....

Polling Station Level Election Results

Polling Station-wise Votes Secured by Overall Top Five Parties in Rajkot South Assembly in Assembly Election (AE) under Rajkot Parliamentary Constituency in Gujarat (2022)

Number of Polling Station	Winner - Rameshbhai Virjibhai Tilala (BJP)	Runner-up - Shivlal Barasia (AAP)	3rd - Hitesh Maganbhai Vora (INC)	4th - Parekh Punitaben Hasmukhbhai (IND)	5th - Rakesh Patel (IND)	NOTA	Other	Total Votes Secured
36	527	75	79	92	1	9	1	784
37	395	58	61	10	0	14	2	540
38	361	58	112	9	2	24	3	569
39	476	45	51	5	0	7	1	585
40	457	57	50	1	4	6	2	577
41	578	77	55	5	1	12	1	729
42	501	66	131	0	2	14	5	719
43	411	54	59	3	0	4	1	532
44	281	54	170	2	3	8	4	522
45	228	66	88	1	4	4	1	392
46	348	69	127	1	3	11	7	566
47	469	75	67	4	1	11	3	630
48	456	66	123	0	0	10	3	658
49	414	59	183	2	1	5	1	665
50	486	65	149	3	1	12	1	717
51	322	115	224	1	5	12	2	681
52	540	122	125	0	1	9	3	800
53	503	109	77	2	2	13	6	712
54	467	130	89	0	5	14	5	710
55	514	159	93	1	0	15	9	791
56	531	136	54	0	1	8	3	733
57	461	265	73	0	3	10	5	817
58	607	163	72	0	1	12	0	855
59	170	308	162	0	2	11	8	661
60	344	75	82	2	3	4	0	510
61	511	193	61	1	12	15	6	799
62	441	138	32	1	2	6	4	624
63	86	312	168	0	4	16	6	592
64	515	193	34	0	0	15	1	758
65	447	137	36	0	3	13	1	637
66	357	189	114	0	2	11	2	675
67	221	89	60	2	0	2	2	376
68	231	198	268	0	1	17	3	718
69	247	369	254	2	1	9	8	890
70	465	254	102	1	2	10	2	836

Contd....

Polling Station Level Election Results

Winner, Runner-up and 3rd Party Position & Winning Margin According to Polling Stations in Rajkot South Assembly in Assembly Election (AE) under Rajkot Parliamentary Constituency in Gujarat (2022)

Polling Station Number	Winner Party	Winner Votes (%)	Runner-up Party	Runner-up Votes (%)	Winning Margin Votes (%)	Third Party	Third Party Votes (%)	Other Votes (%)
71	BJP	238 (38.89)	AAP	186 (30.39)	52 (8.5)	INC	172 (28.1)	16 (2.61)
72	BJP	623 (70.4)	AAP	167 (18.87)	456 (51.53)	INC	80 (9.04)	15 (1.69)
73	BJP	494 (74.62)	AAP	121 (18.28)	373 (56.34)	INC	39 (5.89)	8 (1.21)
74	BJP	475 (72.41)	AAP	124 (18.9)	351 (53.51)	INC	39 (5.95)	18 (2.74)
75	BJP	514 (65.31)	AAP	140 (17.79)	374 (47.52)	INC	108 (13.72)	25 (3.18)
76	BJP	403 (58.07)	AAP	186 (26.8)	217 (31.27)	INC	86 (12.39)	19 (2.74)
77	BJP	610 (75.68)	AAP	112 (13.9)	498 (61.78)	INC	57 (7.07)	27 (3.35)
78	BJP	708 (78.58)	AAP	92 (10.21)	616 (68.37)	INC	85 (9.43)	16 (1.78)
79	BJP	416 (56.91)	AAP	196 (26.81)	220 (30.1)	INC	99 (13.54)	20 (2.74)
80	BJP	308 (65.67)	AAP	82 (17.48)	226 (48.19)	INC	72 (15.35)	7 (1.49)
81	BJP	342 (54.98)	AAP	142 (22.83)	200 (32.15)	INC	114 (18.33)	24 (3.86)
82	BJP	300 (47.1)	AAP	169 (26.53)	131 (20.57)	INC	141 (22.14)	27 (4.24)
83	BJP	476 (65.75)	AAP	98 (13.54)	378 (52.21)	INC	80 (11.05)	70 (9.67)
84	BJP	618 (74.01)	AAP	98 (11.74)	520 (62.27)	INC	98 (11.74)	21 (2.51)
85	BJP	422 (64.82)	INC	133 (20.43)	289 (44.39)	AAP	80 (12.29)	16 (2.46)
86	INC	471 (57.72)	BJP	207 (25.37)	264 (32.35)	AAP	128 (15.69)	10 (1.23)
87	BJP	346 (63.37)	AAP	92 (16.85)	254 (46.52)	INC	89 (16.3)	19 (3.48)
88	BJP	362 (49.39)	INC	186 (25.38)	176 (24.01)	AAP	156 (21.28)	29 (3.96)
89	BJP	322 (68.37)	INC	69 (14.65)	253 (53.72)	AAP	61 (12.95)	19 (4.03)
90	BJP	371 (69.35)	INC	76 (14.21)	295 (55.14)	AAP	54 (10.09)	34 (6.36)
91	BJP	427 (65.69)	INC	112 (17.23)	315 (48.46)	IND (PPH)	47 (7.23)	64 (9.85)
92	BJP	427 (66.1)	IND (PPH)	79 (12.23)	348 (53.87)	AAP	64 (9.91)	76 (11.76)
93	BJP	451 (64.25)	INC	95 (13.53)	356 (50.72)	AAP	82 (11.68)	74 (10.54)
94	BJP	351 (56.61)	IND (PPH)	137 (22.1)	214 (34.51)	INC	66 (10.65)	66 (10.65)
95	BJP	515 (68.12)	IND (PPH)	143 (18.92)	372 (49.2)	INC	46 (6.08)	52 (6.88)
96	BJP	327 (43.66)	INC	260 (34.71)	67 (8.95)	AAP	140 (18.69)	22 (2.94)
97	BJP	349 (51.32)	INC	208 (30.59)	141 (20.73)	AAP	79 (11.62)	44 (6.47)
98	BJP	315 (40.54)	INC	243 (31.27)	72 (9.27)	AAP	155 (19.95)	64 (8.24)
99	INC	323 (45.49)	BJP	190 (26.76)	133 (18.73)	AAP	178 (25.07)	19 (2.68)
100	INC	435 (55.2)	AAP	213 (27.03)	222 (28.17)	BJP	126 (15.99)	14 (1.78)
101	INC	395 (49.69)	AAP	208 (26.16)	187 (23.53)	BJP	177 (22.26)	15 (1.89)
102	BJP	684 (78.89)	INC	96 (11.07)	588 (67.82)	AAP	61 (7.04)	26 (3)
103	BJP	569 (77.1)	AAP	81 (10.98)	488 (66.12)	INC	69 (9.35)	19 (2.57)
104	BJP	441 (77.64)	AAP	69 (12.15)	372 (65.49)	INC	51 (8.98)	7 (1.23)
105	BJP	479 (77.89)	INC	62 (10.08)	417 (67.81)	AAP	45 (7.32)	29 (4.72)

Contd....

DISCLAIMER

The Terms of Use and Disclaimer of Datanet India Private Limited (hereinafter referred to as "Datanet") for use of this analysis report of **Rajkot South Assembly Constituency (Rajkot South Vidhan Sabha)** :-

1. **Assembly Factbook™** is a Registered Trade Mark owned by Datanet.
2. All the maps are sketched and graphical representation only and have not been drawn to the scale and also not to represent the actual geographical area or boundary of the unit.
3. The data for the aforesaid analysis is based on authentic sources and has been culled from the various publications of Census, CSO and NSSO for district and block level data, various central and state government departments, Central & State Elections Commissions and the concerned Returning Officers' releases, Electoral Rolls, Election results and allied publications, internal assessment, surveys, estimates and analysis. Therefore, certain adjustment of data at micro level may have been done to arrive closer to the macro data.
4. Data have been provided on an "As Is" and "As AVAILABLE" basis
5. The colours shown in the maps or diagram and charts of a particular party, alliance or AC are indicative and do not represent them.
6. This publication which includes maps, sheets, graphs and data would be the property under copyright of Datanet only. The user may use these for its internal study, analysis and research purposes. It's public display, re-selling or any commercial uses by the user are not allowed.
7. Datanet has taken due care and caution in compilation and processing of data and allied information, but does not guarantee the accuracy, adequacy or completeness of any information/analysis and will be not responsible for any errors or omissions or for the results obtained from the use of such information/analysis.
8. All the contents for the publication have been culled from various authentic sources and Datanet reasonably believes such sources to be reliable, but does not make any representations, express or implied as to the accuracy or fitness of use of such information. The information or contents of the information/analysis do not constitute advice and should not be relied upon in making (or refraining from making) any decision. Any reliance placed upon the information provided by Datanet is the sole responsibility and strictly at the user's risk.
9. In no event will Datanet be liable for any damages (including, without limitation, damages for loss of business projects, or loss of profits) arising in contract, tort or otherwise from the use of or inability to use any of its contents, or from any action taken (or refrained from being taken) as a result of using the analysis or any of its contents. Datanet its directors, owners, editors, officials, employees, distributor and agents or any associate will not be liable for any errors in the information contained or any consequences arising from the use of the contents of the provided information/analysis.
10. If any provision of these terms and conditions is held invalid or illegal or unenforceable for any reason by any court of competent jurisdiction, such provision shall be severed and the remainder of provisions of the terms and conditions shall continue in full force and effect as if the Term of Use had been executed with the invalid, illegal or unenforceable provision eliminated.
11. If there are any discrepancies in the information provided, please bring it to attention of Datanet for suitable rectification measures.

Buy Online This Complete Book At
Datanet India eBooks Store

www.indiastatpublications.com

or go directly at

[http://www.indiastatpublications.com/
Assembly_factbook/Gujarat/Rajkot/ Rajkot_South](http://www.indiastatpublications.com/Assembly_factbook/Gujarat/Rajkot/Rajkot_South)

 **indiastat**elections

ISBN : 978-93-5822-946-2



9 789358 122946 2