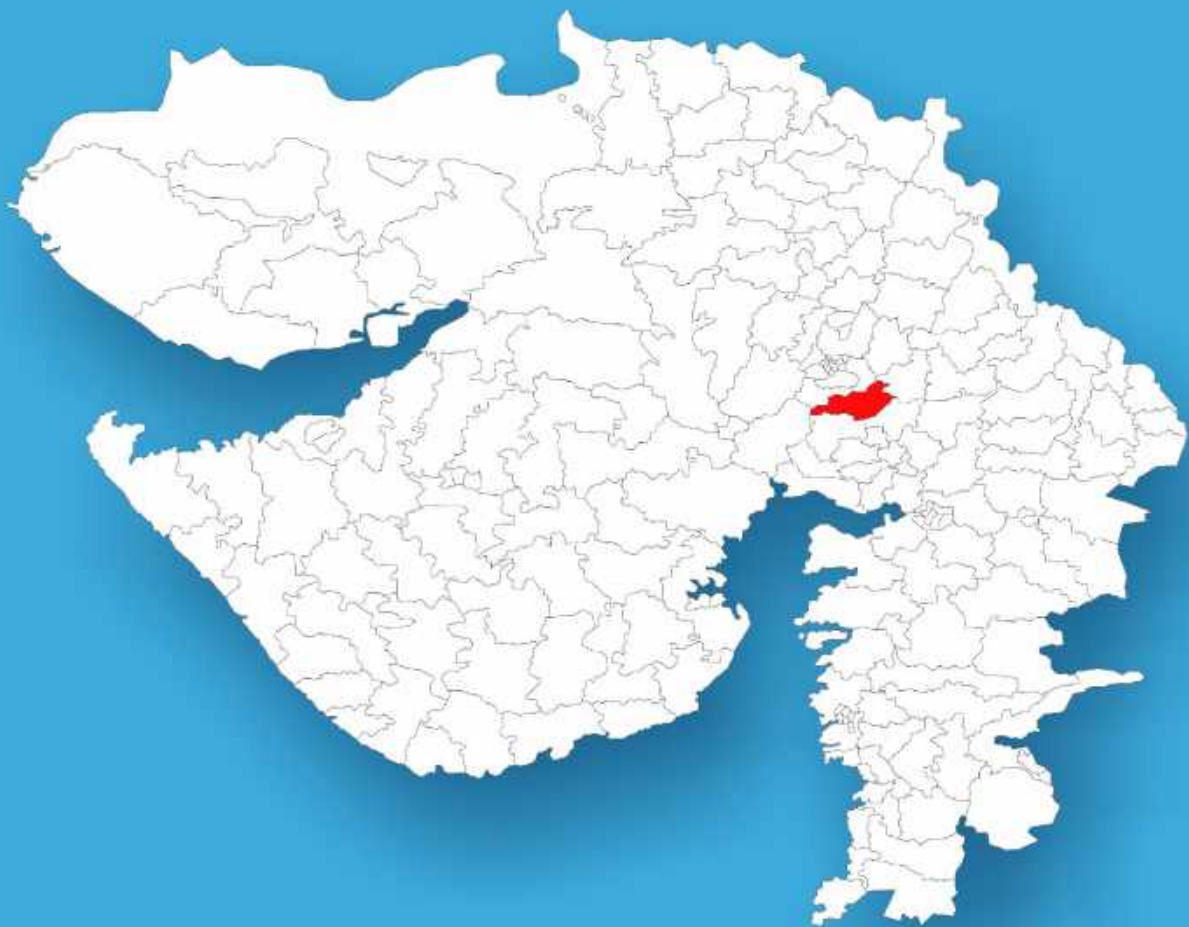




Gujarat

Assembly Factbook™

Mehmedabad Assembly Constituency



Key Electoral Data of Mehmedabad
Assembly Constituency (Vidhan Sabha)

Gujarat

Assembly Factbook™

Mehmedabad Assembly Constituency



Mehmedabad Vidhan Sabha

Editor & Director

Dr. R.K. Thukral

Research Editor

Dr. Shafeeq Rahman

**Compiled, Researched and Published by
Datanet India Pvt. Ltd.**

D-100, 1st Floor,

Okhla Industrial Area, Phase-I,

New Delhi- 110020.

Ph.: 91-11- 43580781-84

Email : support@indiastatpublications.com

Website : www.indiastatelections.com

Online Book Store :

www.indiastatpublications.com

Report No. : AFB/GJ-117-0125

ISBN : 978-93-5802-454-8

First Edition : January, 2018

Eighth Updated Edition : January, 2025

Price : Rs. 11500/-

US\$ 310

© **Datanet India Pvt. Ltd.**

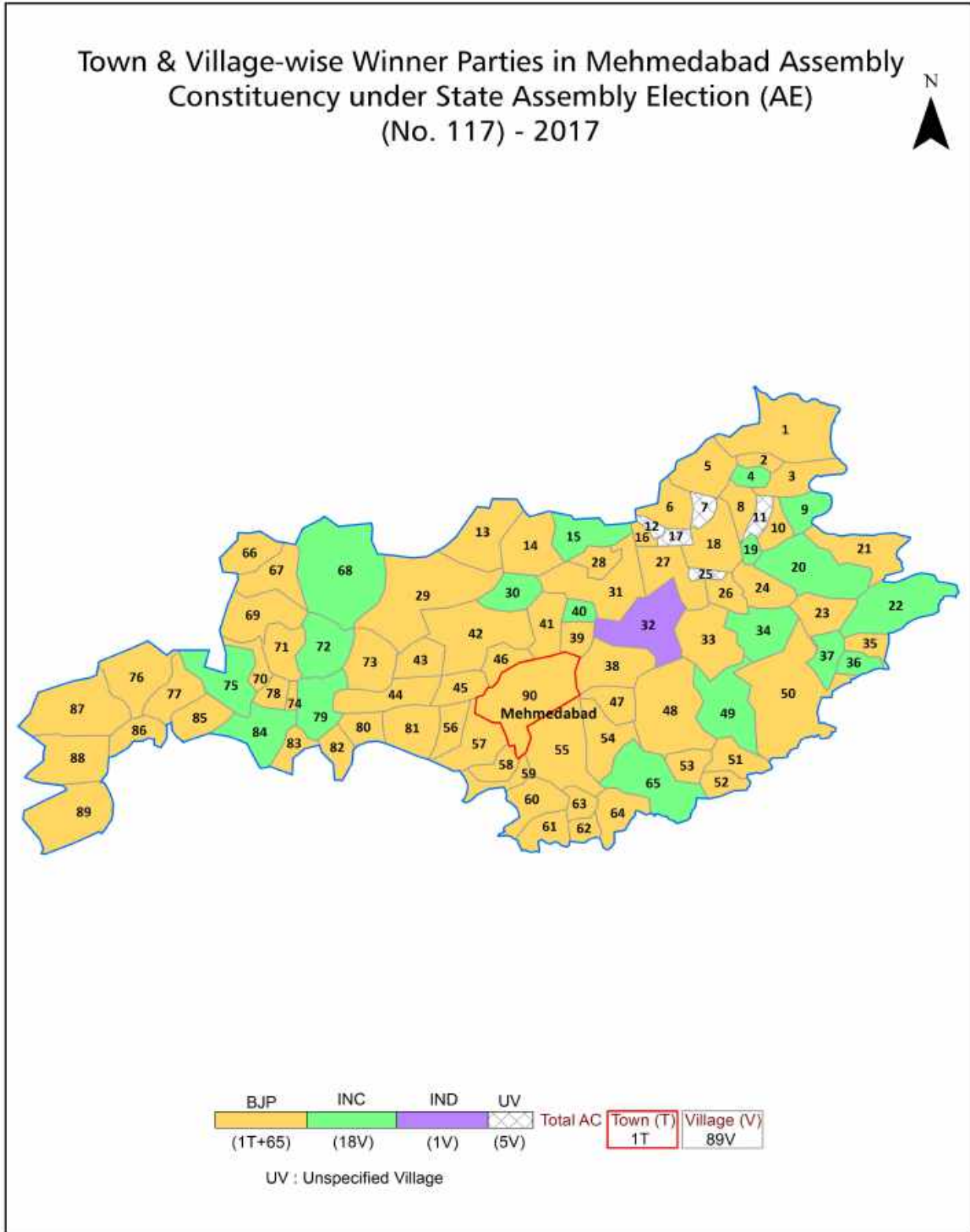
All rights reserved. No part of this book may be reproduced, stored in a retrieval system or transmitted in any form or by any means, mechanical photocopying, photographing, scanning, recording or otherwise without the prior written permission of the publisher. Please refer to Disclaimer at page no. 235 for the use of this publication.

Printed in India

Contents

No.	Particulars	Page No.
	Introduction	
1	Assembly Constituency - (Vidhan Sabha) at a Glance Features of Assembly as per Delimitation Commission of India (2008)	1-2
	Location and Political Maps	
2	Location Map Boundaries of Assembly Constituency - (Vidhan Sabha) in District Boundaries of Assembly Constituency under Parliamentary Constituency - (Lok Sabha) Town & Village-wise Winner Parties- 2024, 2022, 2019, 2017, 2014, 2012 and 2009	3-11
	Administrative Setup (2011)	
3	District Sub-district Towns Villages Inhabited Villages Uninhabited Villages Village Panchayat Intermediate Panchayat	12-17
	Demographics (2011)	
4	Population Households Rural/Urban Population Towns and Villages by Population Size Sex Ratio (Total & 0-6 Years) Religious Population Social Population Literacy Rate	18-19
	Electoral Features	
5	Important Dates of Last Elections Held Electors by Gender Service Electors Voters Voters Turnout Polling Stations & Average Number of Electors per Polling Station Electors by Age Group Present Elected Representatives	20-25
	Historical Summary Election Results	
6	Vote Share of Major Parties Winning Margin (Number & Percentage) Polarity of Parties Summary Result of Assembly Segment of Parliamentary Elections 2024, 2019, 2014, 2009, 2004 and 1999 Summary Result of Assembly Elections 2022, 2017, 2012, 2007, 2002, 1998, 1995, 1990, 1985, 1980, 1975, 1972, 1967 and 1962	26-48
	Polling Station Level Election Results	
7	Name and Number of Polling Station 2024, 2022, 2019, 2017, 2014, 2012 and 2009 Polling Station-wise Electors, Voters & Voters Turnout 2024, 2022, 2019, 2017, 2014, 2012 and 2009 Polling Station wise Elections Results 2024, 2022, 2019, 2017, 2014, 2012 and 2009	49-214
	Share of Assembly Constituency	
8	Share of Assembly Constituency - (Vidhan Sabha) in State, District and Parliamentary Constituency - (Lok Sabha)	215
	Socio-Economic Amenities (2011)	
9	Access to Administrative Units Agricultural, Manufacturing and Industrial Commodities Demographic Indicators Education Health & Manpower Drinking Water Supply Sanitation Entertainment and Recreations Infrastructure Power Food Allocation Distribution and Marketing of Agriculture Commodities Infrastructure Transport and Road Infrastructure Communication Banking and Financial Services Land Use Irrigation Source	217-231
10	Abbreviation & Sources	233-234
11	Disclaimer	235

Location & Political Map



Administrative Setup

List of Village Panchayat & Intermediate Panchayat (Block) Name - 2011

Village Name	Village Panchayat Name	Intermediate Panchayat Name
Ajabpura	Kuna	Mehmedabad
Aklacha	Aklacha	Mehmedabad
Amsaran	Amsaran	Mehmedabad
Areri	Areri	Mehmedabad
Bar Muvada	Bar Muvada	Mehmedabad
Bavra	Bavra	Mehmedabad
Bidaj	Bidaj	Kheda
Chalindra	Chalindra	Kheda
Charan Na Muvada	Ghodasar	Mehmedabad
Charan Na Muvada (Inami)	Ghodasar	Mehmedabad
Chhapra	Chhapra	Mehmedabad
Chitrasar	Chitrasar	Kheda
Dajipura	Dajipura	Mehmedabad
Dedarda	Dedarda	Kheda
Devki Vansol	Devki Vansol	Mehmedabad
Dharoda	Dharoda	Kheda
Gadva	Gadva	Mehmedabad
Ghodali	Ghodali	Mehmedabad
Ghodasar	Ghodasar	Mehmedabad
Goblaj	Gobalaj	Kheda
Gokalpura	Gokalpura	Mehmedabad
Gothaj	Gothaj	Mehmedabad
Haldarvas	Haldarvas	Mehmedabad
Hathnoli	Hathnoli	Mehmedabad
Iawa	Iawa	Mehmedabad
Jalampura	Kuna	Mehmedabad
Jaliya	Jaliya	Mehmedabad
Jinjar	Jinjar	Mehmedabad
Kachhai	Kachhai	Mehmedabad

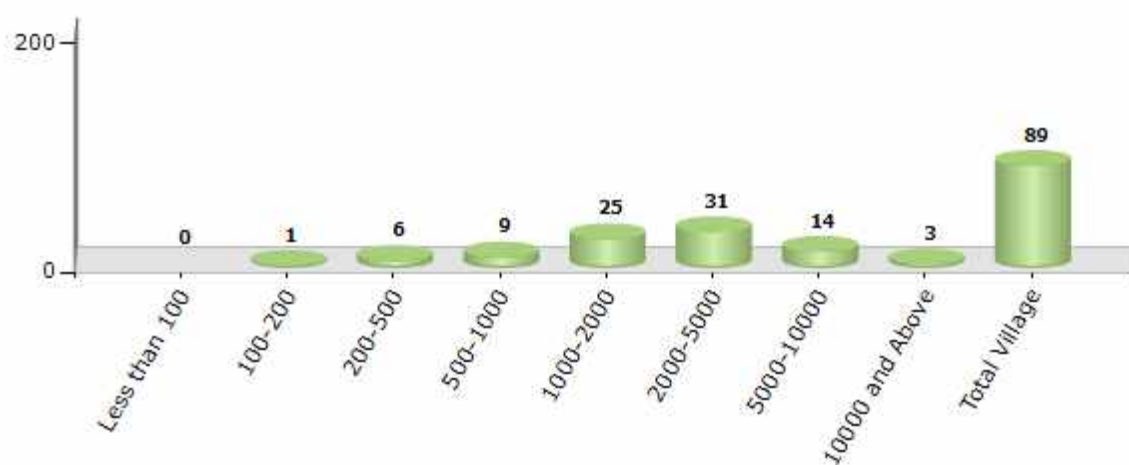
Contd....

Demographics

Number of Villages by Population Size - 2011

Less than 100	100-200	200-500	500-1000	1000-2000	2000-5000	5000-10000	10000 and Above	Total Village
0	1	6	9	25	31	14	3	89

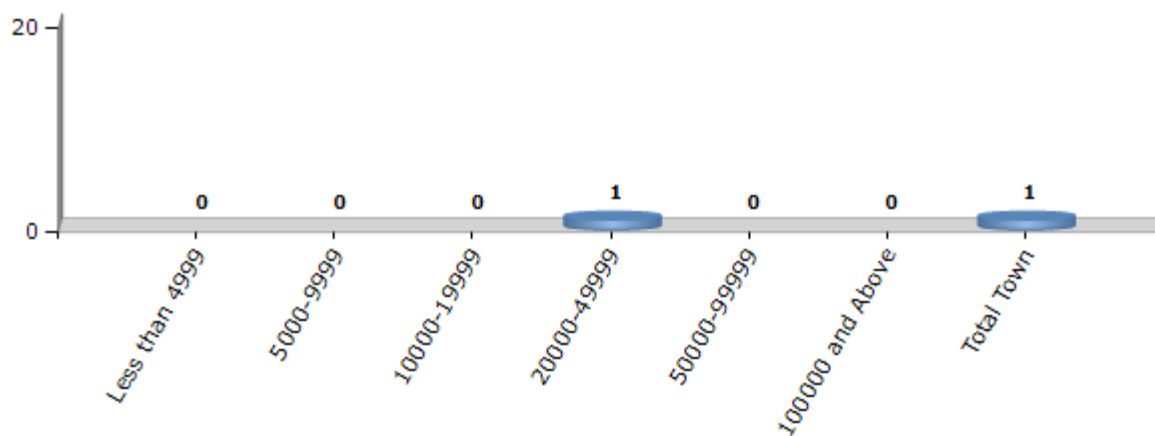
Number of Villages by Population Size - 2011



Number of Towns by Population Size - 2011

Less than 4999	5000-9999	10000-19999	20000-49999	50000-99999	100000 and Above	Total Town
0	0	0	1	0	0	1

Number of Towns by Population Size - 2011

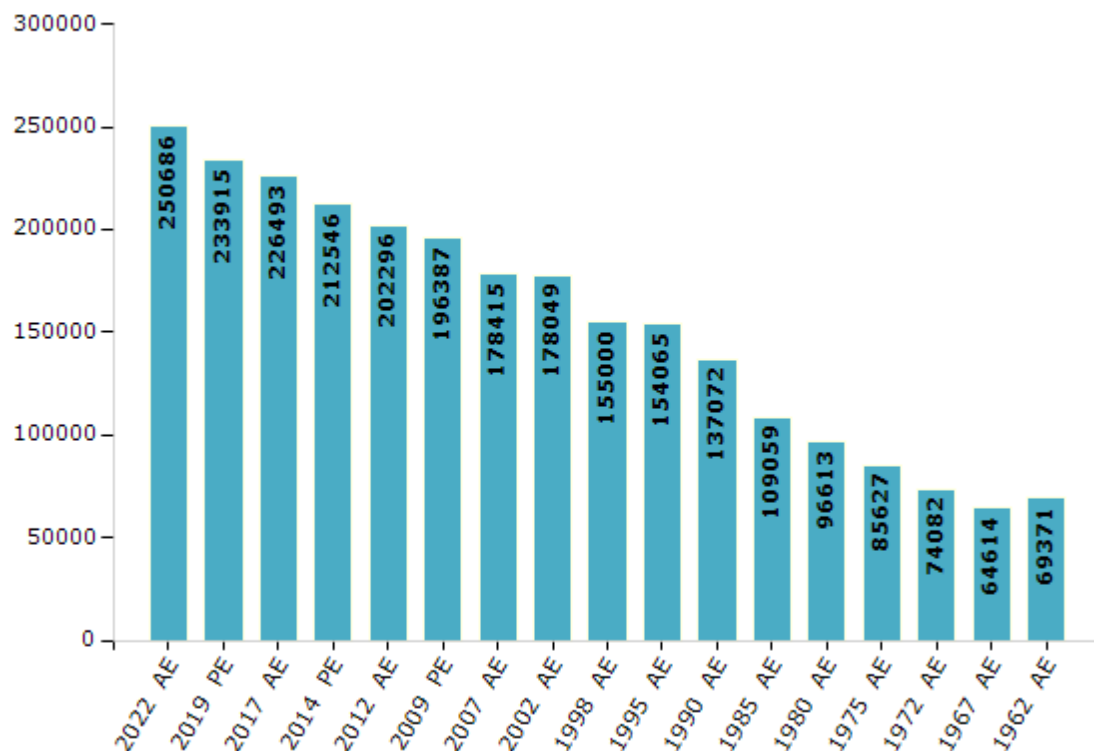


Electoral Features

Electors by Male & Female

Year	Male	Female	Others	Total	Year	Male	Female	Others	Total
2022 AE	127696	122981	9	250686	1998 AE	78384	76616	-	155000
2019 PE	120044	113865	6	233915	1995 AE	78164	75901	-	154065
2017 AE	116400	110089	4	226493	1990 AE	69342	67730	-	137072
2014 PE	109884	102661	1	212546	1985 AE	54774	54285	-	109059
2012 AE	104485	97811	0	202296	1980 AE	48298	48315	-	96613
2009 PE	99236	97151	-	196387	1975 AE	42616	43011	-	85627
2007 AE	89987	88428	-	178415	1972 AE	37000	37082	-	74082
2004 PE	-	-	-	-	1967 AE	-	-	-	64614
2002 AE	89506	88543	-	178049	1962 AE	-	-	-	69371
1999 PE	-	-	-	-					

Number of Electors

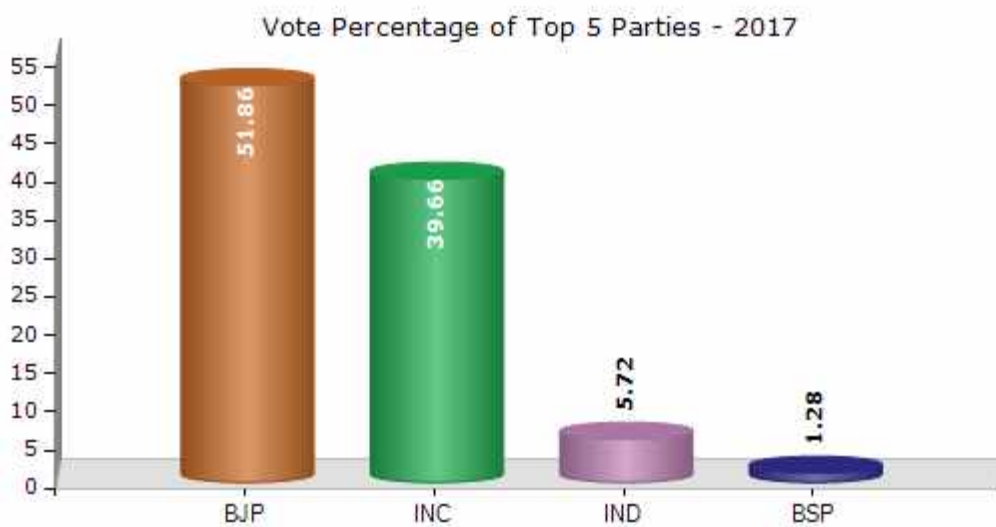


Note : AE : Assembly Election, PE : Assembly Segment of Parliamentary Election

Historical Summary Election Results

Summary Result of Assembly Election - 2017

Candidate Name	Party	Votes	Votes %
Chauhan Arjunsinh Udesinh	BJP	88913	51.86
Gautambhai Ravjibhai Chauhan	INC	67995	39.66
Chuahan Juvansinh Gandabhai	IND	9813	5.72
Gohel Harshadkumar Devjibhai	BSP	2203	1.28
	NOTA	2526	1.47



Polling Station Level Election Results

Number and Name of Polling Stations (PS) (2022)

Number of Polling Stations	Name of Polling Stations	Number of Polling Stations	Name of Polling Stations
1	Primary School, Raska, Old Building, Room No.3, Raska	22	Primary School, Jaravat Tabe Barmuvada, New Building, Room No.2, Bar Muvada
2	Primary School, Raska, New Building, Room No.1, Raska	23	Primary School, Gokalpura Tabe Barmuvada, Bar Muvada
3	Primary School, Raska, New Building, Room No.3, Raska	24	Primary School, Rohidhano Tekro, Room No.1, Tabe Barmuvada, Bar Muvada
4	Primary School, Rohissa, Rohisa	25	Primary Kanya School, Haldarvas, Haldarvas
5	Primary School, Rohissa, Rohisa	26	Primary School, Melana, Room No.5, Tabe Haldarvas, Haldarvas
6	Primary School, Dariyaben Ni Muvadi, Rohisa	27	Choksi H. V. Vidhya Vihar, Haldarvas, Haldarvas
7	Primary School, Jinjar, New Building, Room No.- 1, Jinjar	28	Choksi H. V. Vidhya Vihar, Haldarvas, Haldarvas
8	Primary School, Jinjar, New Building, Room No.- 2, Jinjar	29	Choksi H. V. Vidhya Vihar, Haldarvas, Haldarvas
9	Primary School, Dajipura, Dajipura	30	Choksi H. V. Vidhya Vihar, Haldarvas, Haldarvas
10	Primary School, Jalampura, Jalampura	31	Primary Kumar School, Haldarvas, North Part, Haldarvas
11	Primary School, Jalampura, Room No. 7, Jalampura	32	Primary School, Kothipura, Kothipura
12	Primary School, Moti Timbli, Moti Timbli	33	Primary School, Moti Adboli, East Part, Room No.1, Moti Adboli
13	Primary School, Hathnoli, Hathnoli	34	Primary School, Nani Adboli, Nani Adboli
14	Primary School, Hathnoli, Hathnoli	35	Primary School, Ghodasar, Ghodasar
15	Primary School, Pathavat Tabe Barmuvada, North Part, Room No.1, Bar Muvada	36	Primary School, Ghodasar, West Part, Octagonal Room, Ghodasar
16	Primary School, Pathavat Tabe Barmuvada, South Part, Room No.2, Bar Muvada	37	Primary School, Ghodasar, New Building, Room No.13, Ghodasar
17	Primary School, Kalesar Tabe Barmuvada, Unit No.2, Bar Muvada	38	Primary School, Charanna Muvada (Inami), Charan Na Muvada (Inami)
18	Primary School, Vaghavat Tabe Barmuvada, East Part, Room No.1, Bar Muvada	39	Primary School, Kuna, Kuna
19	Primary School, Vaghavat Tabe Barmuvada, West Part, Room No.2, Bar Muvada	40	Primary School, Hirachandni Muvadi Tabe Kuna, Kuna
20	Primary School, Jaravat Tabe Barmuvada, Bar Muvada	41	Primary School, Zabani Muvadi Tabe Kuna, Kuna
21	Primary School, Jaravat Tabe Barmuvada, Bar Muvada	42	Primary School, Mota Ajabpura Tabe Kuna, New Room, Kuna

Contd....

Polling Station Level Election Results

Polling Station-wise Votes Secured by Overall Top Five Parties in Mehmedabad Assembly in Assembly Election (AE) under Kheda Parliamentary Constituency in Gujarat (2022)

Number of Polling Station	Winner - Arjunsinh Udesinh Chauhan (BJP)	Runner-up - Juvansinh Gandabhai Chauhan (INC)	3rd - Pramodbhai Somabhai Chauhan (AAP)	4th - Pravinsinh Ratansinh Chauhan (IND)	5th - Patel Bhavik Kumar Vajendra Kumar (IND)	NOTA	Other	Total Votes Secured
36	495	171	7	3	6	18	3	703
37	440	278	8	6	5	21	5	763
38	124	36	169	2	2	3	1	337
39	286	343	14	4	10	7	2	666
40	615	73	9	5	0	8	2	712
41	474	208	20	5	3	33	1	744
42	272	239	9	5	1	10	1	537
43	246	324	12	4	1	3	0	590
44	136	297	2	4	0	3	0	442
45	220	374	6	5	0	6	0	611
46	223	362	13	3	1	10	2	614
47	147	350	9	4	0	3	0	513
48	150	254	9	1	0	6	1	421
49	195	322	9	6	0	5	5	542
50	232	440	15	4	1	8	3	703
51	282	299	6	34	0	15	0	636
52	84	350	3	4	1	5	2	449
53	397	391	7	8	2	8	0	813
54	166	262	7	4	0	5	1	445
55	431	388	12	15	4	16	4	870
56	275	476	11	6	0	15	0	783
57	327	287	27	6	0	9	1	657
58	239	316	10	3	2	6	0	576
59	554	157	7	7	3	20	2	750
60	429	131	2	1	1	9	0	573
61	52	716	14	4	1	10	2	799
62	462	69	11	5	67	6	2	622
63	351	100	22	3	50	8	4	538
64	406	217	45	5	4	14	3	694
65	285	340	22	1	0	10	0	658
66	246	308	60	3	14	12	5	648
67	312	217	47	5	36	20	6	643
68	312	81	7	1	12	13	1	427
69	642	83	12	4	14	16	4	775
70	135	468	30	4	3	5	3	648

Contd....

Polling Station Level Election Results

Winner, Runner-up and 3rd Party Position & Winning Margin According to Polling Stations in Mehmedabad Assembly in Assembly Election (AE) under Kheda Parliamentary Constituency in Gujarat (2022)

Polling Station Number	Winner Party	Winner Votes (%)	Runner-up Party	Runner-up Votes (%)	Winning Margin Votes (%)	Third Party	Third Party Votes (%)	Other Votes (%)
71	INC	328 (48.24)	BJP	263 (38.68)	65 (9.56)	AAP	71 (10.44)	18 (2.65)
72	BJP	499 (75.84)	INC	119 (18.09)	380 (57.75)	AAP	12 (1.82)	28 (4.26)
73	INC	307 (51.17)	BJP	266 (44.33)	41 (6.84)	AAP	17 (2.83)	10 (1.67)
74	BJP	466 (86.62)	INC	46 (8.55)	420 (78.07)	AAP	11 (2.04)	15 (2.79)
75	BJP	482 (84.56)	INC	61 (10.7)	421 (73.86)	IND (PRC)	4 (0.7)	23 (4.04)
76	BJP	353 (80.96)	INC	65 (14.91)	288 (66.05)	IND (PBV)	5 (1.15)	13 (2.98)
77	BJP	587 (88.94)	INC	51 (7.73)	536 (81.21)	IND (PRC)	4 (0.61)	18 (2.73)
78	BJP	743 (88.98)	INC	49 (5.87)	694 (83.11)	AAP	8 (0.96)	35 (4.19)
79	BJP	668 (82.37)	INC	109 (13.44)	559 (68.93)	AAP	9 (1.11)	25 (3.08)
80	BJP	298 (51.47)	INC	259 (44.73)	39 (6.74)	IND (PRC)	5 (0.86)	17 (2.94)
81	BJP	235 (48.86)	INC	229 (47.61)	6 (1.25)	AAP	5 (1.04)	12 (2.49)
82	BJP	427 (52.46)	INC	372 (45.7)	55 (6.76)	AAP	6 (0.74)	9 (1.11)
83	BJP	684 (75.66)	INC	182 (20.13)	502 (55.53)	AAP	11 (1.22)	27 (2.99)
84	BJP	593 (82.25)	INC	105 (14.56)	488 (67.69)	AAP	6 (0.83)	17 (2.36)
85	INC	659 (77.08)	BJP	169 (19.77)	490 (57.31)	IND (PRC)	10 (1.17)	17 (1.99)
86	INC	629 (76.71)	BJP	163 (19.88)	466 (56.83)	AAP	11 (1.34)	17 (2.07)
87	INC	658 (73.77)	BJP	201 (22.53)	457 (51.24)	AAP	11 (1.23)	22 (2.47)
88	INC	321 (79.85)	BJP	71 (17.66)	250 (62.19)	IND (PRC)	3 (0.75)	7 (1.74)
89	INC	849 (83.15)	BJP	127 (12.44)	722 (70.71)	IND (PRC)	17 (1.67)	28 (2.74)
90	INC	697 (82.98)	BJP	119 (14.17)	578 (68.81)	AAP	9 (1.07)	15 (1.79)
91	INC	558 (78.48)	BJP	99 (13.92)	459 (64.56)	AAP	40 (5.63)	14 (1.97)
92	INC	623 (65.58)	BJP	218 (22.95)	405 (42.63)	AAP	84 (8.84)	25 (2.63)
93	BJP	379 (51.63)	INC	285 (38.83)	94 (12.8)	AAP	19 (2.59)	51 (6.95)
94	INC	285 (52.58)	BJP	230 (42.44)	55 (10.14)	AAP	7 (1.29)	20 (3.69)
95	BJP	199 (54.67)	INC	150 (41.21)	49 (13.46)	AAP	5 (1.37)	10 (2.75)
96	BJP	243 (63.78)	INC	118 (30.97)	125 (32.81)	AAP	8 (2.1)	12 (3.15)
97	BJP	472 (85.82)	INC	64 (11.64)	408 (74.18)	IND (PBV)	7 (1.27)	7 (1.27)
98	INC	385 (56.95)	BJP	262 (38.76)	123 (18.19)	AAP	23 (3.4)	6 (0.89)
99	BJP	368 (59.84)	INC	207 (33.66)	161 (26.18)	AAP	22 (3.58)	18 (2.93)
100	BJP	286 (56.63)	INC	186 (36.83)	100 (19.8)	AAP	18 (3.56)	15 (2.97)
101	INC	449 (54.1)	BJP	339 (40.84)	110 (13.26)	AAP	19 (2.29)	23 (2.77)
102	INC	220 (57.89)	BJP	149 (39.21)	71 (18.68)	IND (PRC)	6 (1.58)	5 (1.32)
103	BJP	392 (55.68)	INC	284 (40.34)	108 (15.34)	AAP	7 (0.99)	21 (2.98)
104	INC	339 (57.95)	BJP	203 (34.7)	136 (23.25)	IND (PRC)	14 (2.39)	29 (4.96)
105	BJP	343 (58.73)	INC	188 (32.19)	155 (26.54)	AAP	16 (2.74)	37 (6.34)

Contd....

Socio-Economic Amenities - Rural

Access to Education Facilities

Particulars	Number of Villages (% of Population)				
	Available	Not Available	If Not Available (Distance of Nearest Facility)		
			A	B	C
Govt. Primary School	87 (100)	2 (0)	0 (0)	2 (0)	0 (0)
Private Primary School	9 (20)	80 (80)	0 (0)	0 (0)	0 (0)
Govt. Middle School	0 (0)	89 (100)	0 (0)	0 (0)	0 (0)
Private Middle School	0 (0)	89 (100)	0 (0)	0 (0)	0 (0)
Govt. Secondary School	27 (51)	62 (49)	14 (11)	19 (18)	29 (20)
Private Secondary School	0 (0)	89 (100)	0 (0)	0 (0)	0 (0)
Govt. Senior Secondary School	7 (21)	82 (79)	11 (15)	35 (38)	36 (26)
Private Senior Secondary School	1 (4)	88 (96)	0 (0)	0 (0)	0 (0)
Govt. Arts and Science Degree College	0 (0)	89 (100)	0 (0)	6 (6)	22 (18)
Private Arts and Science Degree College	0 (0)	89 (100)	5 (8)	20 (34)	36 (35)
Govt. Engineering College	0 (0)	89 (100)	1 (1)	4 (3)	9 (7)
Private Engineering College	0 (0)	89 (100)	5 (8)	25 (37)	45 (44)
Govt. Medicine College	0 (0)	89 (100)	0 (0)	8 (6)	27 (19)
Private Medicine College	0 (0)	89 (100)	0 (0)	1 (1)	53 (73)
Govt. Management Institute	0 (0)	89 (100)	1 (1)	10 (8)	21 (15)
Private Management Institute	0 (0)	89 (100)	5 (8)	19 (33)	33 (35)
Govt. Polytechnic	0 (0)	89 (100)	0 (0)	8 (6)	25 (19)
Private Polytechnic	0 (0)	89 (100)	0 (0)	1 (1)	55 (74)
Govt. Vocational Training School/ITI	0 (0)	89 (100)	3 (4)	10 (12)	26 (22)
Private Vocational Training School/ITI	0 (0)	89 (100)	3 (4)	16 (27)	31 (30)
Govt. Non Formal Training Centre	0 (0)	89 (100)	0 (0)	1 (1)	32 (25)
Private Non Formal Training Centre	0 (0)	89 (100)	0 (0)	1 (1)	55 (73)
Govt. School For Disabled	0 (0)	89 (100)	0 (0)	3 (2)	28 (22)
Private School For Disabled	0 (0)	89 (100)	0 (0)	2 (2)	56 (74)
Government Others	0 (0)	89 (100)	0 (0)	0 (0)	0 (0)
Private Others	0 (0)	89 (100)	0 (0)	0 (0)	0 (0)

Note : Distance A : Less than 5 km; B : Between 5-10 km; C : 10+ km.; Source : Data Analysis is based on 2011 Census.

DISCLAIMER

The Terms of Use and Disclaimer of Datanet India Private Limited (hereinafter referred to as "Datanet") for use of this analysis report of **Mehmedabad Assembly Constituency (Mehmedabad Vidhan Sabha)** :-

1. **Assembly Factbook™** is a Registered Trade Mark owned by Datanet.
2. All the maps are sketched and graphical representation only and have not been drawn to the scale and also not to represent the actual geographical area or boundary of the unit.
3. The data for the aforesaid analysis is based on authentic sources and has been culled from the various publications of Census, CSO and NSSO for district and block level data, various central and state government departments, Central & State Elections Commissions and the concerned Returning Officers' releases, Electoral Rolls, Election results and allied publications, internal assessment, surveys, estimates and analysis. Therefore, certain adjustment of data at micro level may have been done to arrive closer to the macro data.
4. Data have been provided on an "As Is" and "As AVAILABLE" basis
5. The colours shown in the maps or diagram and charts of a particular party, alliance or AC are indicative and do not represent them.
6. This publication which includes maps, sheets, graphs and data would be the property under copyright of Datanet only. The user may use these for its internal study, analysis and research purposes. It's public display, re-selling or any commercial uses by the user are not allowed.
7. Datanet has taken due care and caution in compilation and processing of data and allied information, but does not guarantee the accuracy, adequacy or completeness of any information/analysis and will be not responsible for any errors or omissions or for the results obtained from the use of such information/analysis.
8. All the contents for the publication have been culled from various authentic sources and Datanet reasonably believes such sources to be reliable, but does not make any representations, express or implied as to the accuracy or fitness of use of such information. The information or contents of the information/analysis do not constitute advice and should not be relied upon in making (or refraining from making) any decision. Any reliance placed upon the information provided by Datanet is the sole responsibility and strictly at the user's risk.
9. In no event will Datanet be liable for any damages (including, without limitation, damages for loss of business projects, or loss of profits) arising in contract, tort or otherwise from the use of or inability to use any of its contents, or from any action taken (or refrained from being taken) as a result of using the analysis or any of its contents. Datanet its directors, owners, editors, officials, employees, distributor and agents or any associate will not be liable for any errors in the information contained or any consequences arising from the use of the contents of the provided information/analysis.
10. If any provision of these terms and conditions is held invalid or illegal or unenforceable for any reason by any court of competent jurisdiction, such provision shall be severed and the remainder of provisions of the terms and conditions shall continue in full force and effect as if the Term of Use had been executed with the invalid, illegal or unenforceable provision eliminated.
11. If there are any discrepancies in the information provided, please bring it to attention of Datanet for suitable rectification measures.

**Buy Online This Complete Book At
Datanet India eBooks Store**

www.indiastatpublications.com

or go directly at

[http://www.indiastatpublications.com/
Assembly_factbook/Gujarat/Kheda/ Mehmedabad](http://www.indiastatpublications.com/Assembly_factbook/Gujarat/Kheda/Mehmedabad)

 **india**stat**elections**

ISBN - 978-93-5802-454-8



9 789358 102454