



Goa

Assembly Factbook™

Quepem Assembly Constituency



Key Electoral Data of Quepem
Assembly Constituency (Vidhan Sabha)

Goa

Assembly Factbook™

Quepem Assembly Constituency



Quepem Vidhan Sabha

Editor & Director

Dr. R.K. Thukral

Research Editor

Dr. Shafeeq Rahman

Compiled, Researched and Published by Datanet India Pvt. Ltd.

D-100, 1st Floor,

Okhla Industrial Area, Phase-I,

New Delhi- 110020.

Ph.: 91-11- 43580781-84

Email : support@indiastatpublications.com

Website : www.indiastatelections.com

Online Book Store :

www.indiastatpublications.com

Report No. : AFB/GA-36-0125

ISBN : 978-93-5905-037-9

First Edition : January, 2018

Eighth Updated Edition : January, 2025

Price : Rs.11500/-

US\$ 310

© **Datanet India Pvt. Ltd.**

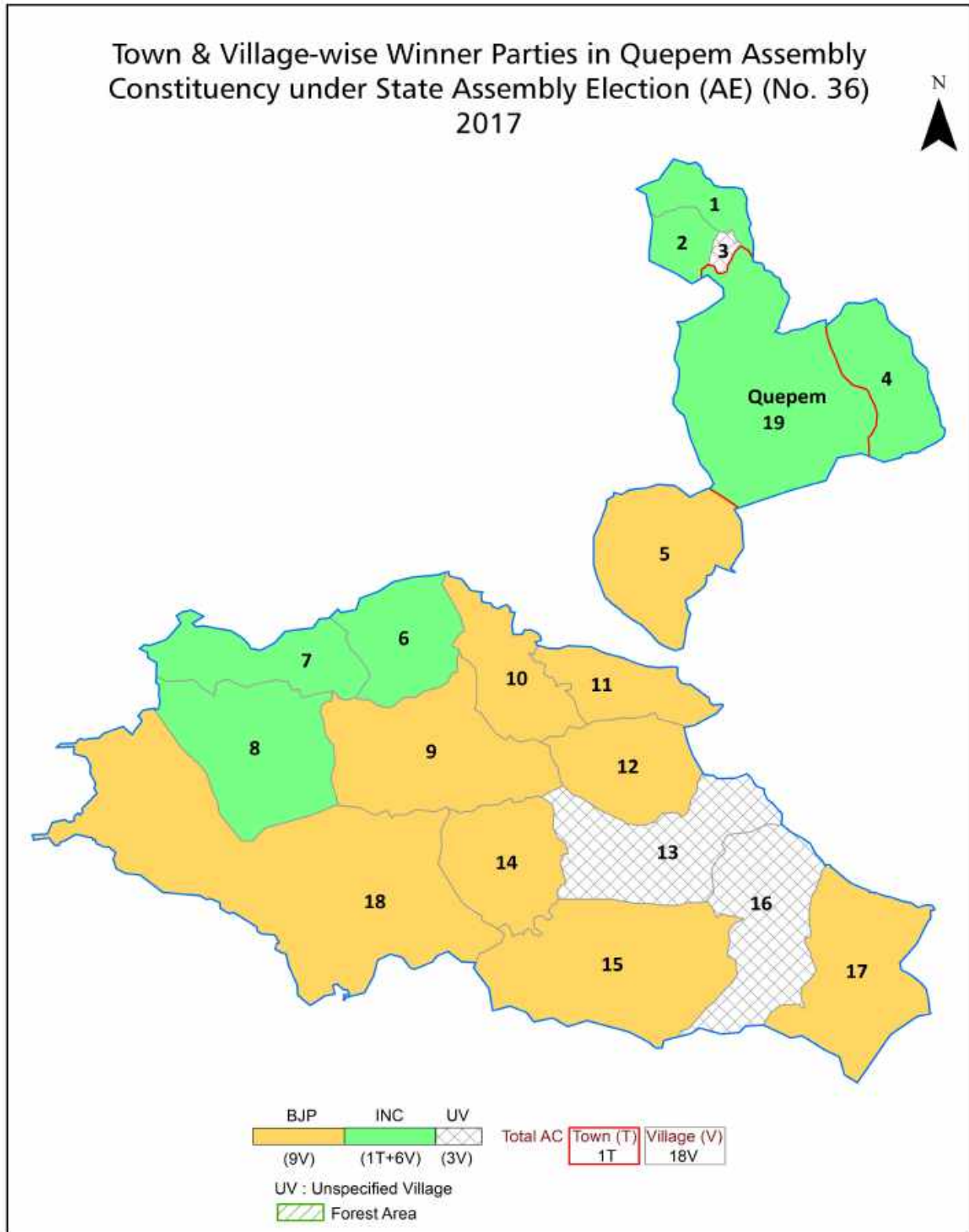
All rights reserved. No part of this book may be reproduced, stored in a retrieval system or transmitted in any form or by any means, mechanical photocopying, photographing, scanning, recording or otherwise without the prior written permission of the publisher. Please refer to Disclaimer at page no. 104 for the use of this publication.

Printed in India

Contents

No.	Particulars	Page No.
	Introduction	
1	Assembly Constituency - (Vidhan Sabha) at a Glance Features of Assembly as per Delimitation Commission of India (2008)	1-2
	Location and Political Maps	
2	Location Map Boundaries of Assembly Constituency - (Vidhan Sabha) in District Boundaries of Assembly Constituency under Parliamentary Constituency - (Lok Sabha) Town & Village-wise Winner Parties- 2024, 2022, 2019, 2017, 2014, 2012 and 2009	3-11
	Administrative Setup (2011)	
3	District Sub-district Towns Villages Inhabited Villages Uninhabited Villages Village Panchayat Intermediate Panchayat	12-13
	Demographics (2011)	
4	Population Households Rural/Urban Population Towns and Villages by Population Size Sex Ratio (Total & 0-6 Years) Religious Population Social Population Literacy Rate	14-15
	Electoral Features	
5	Important Dates of Last Elections Held Electors by Gender Service Electors Voters Voters Turnout Polling Stations & Average Number of Electors per Polling Station Electors by Age Group Present Elected Representatives	16-21
	Historical Summary Election Results	
6	Vote Share of Major Parties Winning Margin (Number & Percentage) Polarity of Parties Summary Result of Assembly Segment of Parliamentary Elections 2024, 2019, 2014, 2009, 2004 and 1999 Summary Result of Assembly Elections 2022, 2017, 2012, 2007, 2002, 1999, 1994, 1989, 1984, 1980, 1977, 1972 and 1967	22-43
	Polling Station Level Election Results	
7	Name and Number of Polling Station 2024, 2022, 2019, 2017, 2014, 2012 and 2009 Polling Station-wise Electors, Voters & Voters Turnout 2024, 2022, 2019, 2017, 2014, 2012 and 2009 Polling Station wise Elections Results 2024, 2022, 2019, 2017, 2014, 2012 and 2009	44-84
	Share of Assembly Constituency	
8	Share of Assembly Constituency - (Vidhan Sabha) in State, District and Parliamentary Constituency - (Lok Sabha)	85
	Socio-Economic Amenities (2011)	
9	Access to Administrative Units Agricultural, Manufacturing and Industrial Commodities Demographic Indicators Education Health & Manpower Drinking Water Supply Sanitation Entertainment and Recreations Infrastructure Power Food Allocation Distribution and Marketing of Agriculture Commodities Infrastructure Transport and Road Infrastructure Communication Banking and Financial Services Land Use Irrigation Source	87-101
10	Abbreviation & Sources	103-103
11	Disclaimer	104

Location & Political Map



Administrative Setup

List of Village Panchayat & Intermediate Panchayat (Block) Name - 2011

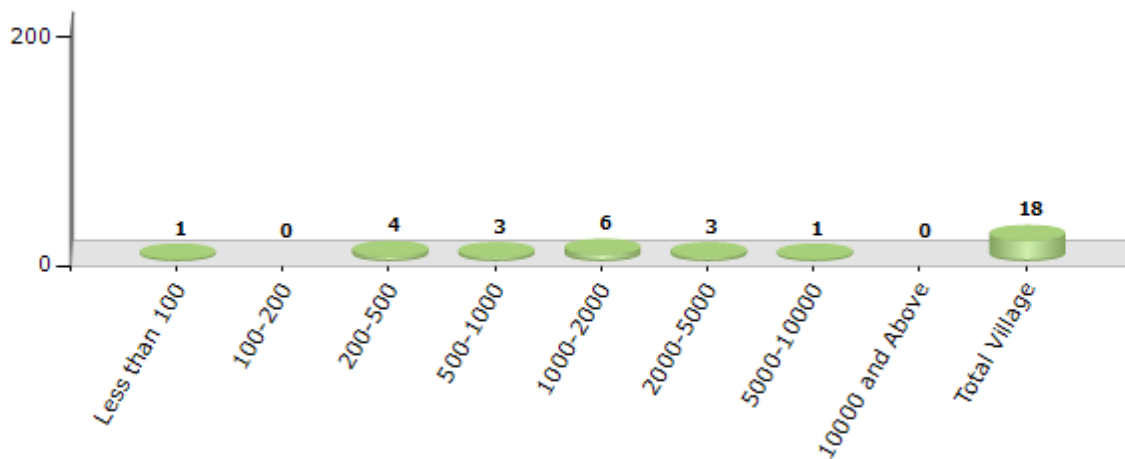
Village Name	Village Panchayat Name	Intermediate Panchayat Name
Adnem	Balli-Adnem	Quepem
Avedem	Avedem-Cotombi	Quepem
Barcem	Barcem	Quepem
Bendordem	Balli-Adnem	Quepem
Chaifi	Avedem-Cotombi	Quepem
Cola	Cola	Canacona
Cordem	Balli-Adnem	Quepem
Cotombi	Avedem-Cotombi	Quepem
Fatorpa	Fatorpa-Quitol	Quepem
Gocoldem	Barcem	Quepem
Morpila	Morpirila	Quepem
Naquerim	Naqueri-Betul	Quepem
Padi	Barcem	Quepem
Quedem	Barcem	Quepem
Quisconda	Barcem	Quepem
Quitol	Naqueri-Betul	Quepem
Sirvoi	Xeldem	Quepem
Tiloi	Balli-Adnem	Quepem

Demographics

Number of Villages by Population Size - 2011

Less than 100	100-200	200-500	500-1000	1000-2000	2000-5000	5000-10000	10000 and Above	Total Village
1	0	4	3	6	3	1	0	18

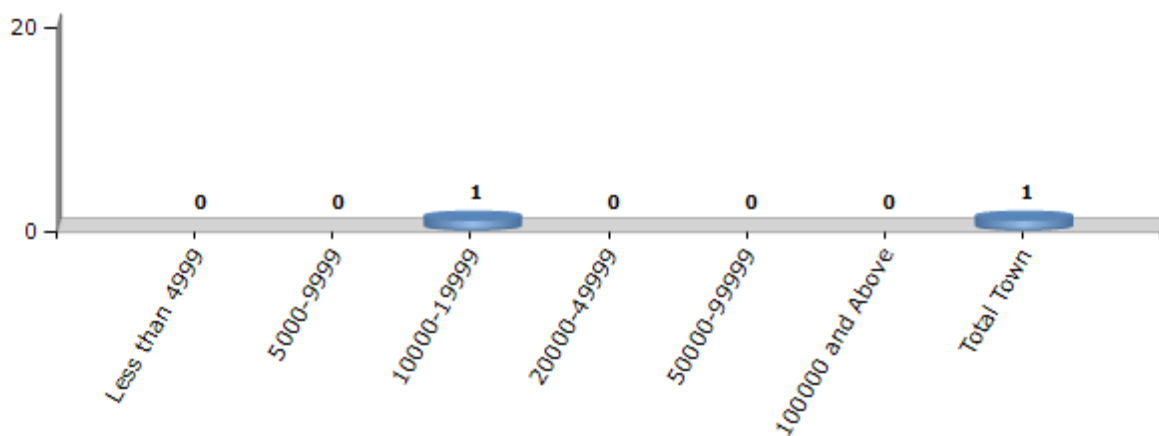
Number of Villages by Population Size - 2011



Number of Towns by Population Size - 2011

Less than 4999	5000-9999	10000-19999	20000-49999	50000-99999	100000 and Above	Total Town
0	0	1	0	0	0	1

Number of Towns by Population Size - 2011

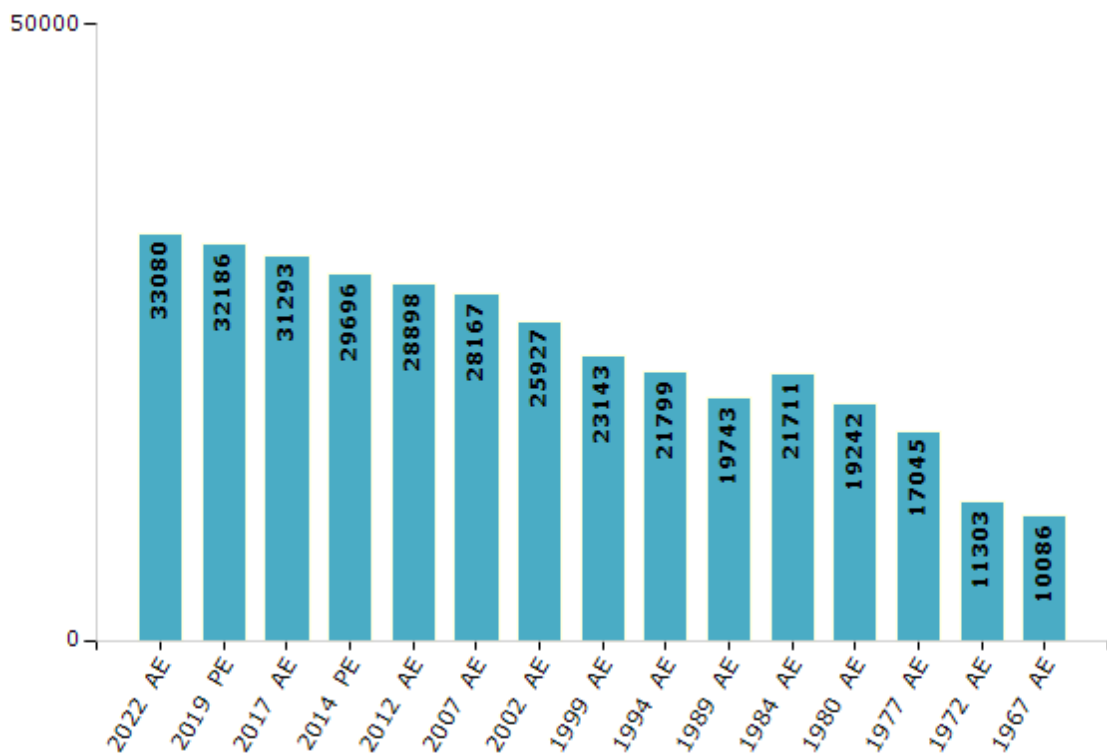


Electoral Features

Electors by Male & Female

Year	Male	Female	Others	Total	Year	Male	Female	Others	Total
2022 AE	16139	16941	0	33080	1999 PE	-	-	-	-
2019 PE	15837	16349	0	32186	1999 AE	11414	11729	-	23143
2017 AE	15478	15815	0	31293	1994 AE	10967	10832	-	21799
2014 PE	14892	14804	-	29696	1989 AE	10175	9568	-	19743
2012 AE	14582	14316	0	28898	1984 AE	11100	10611	-	21711
2009 PE	-	-	-	-	1980 AE	9903	9339	-	19242
2007 AE	14109	14058	-	28167	1977 AE	8846	8199	-	17045
2004 PE	-	-	-	-	1972 AE	5591	5712	-	11303
2002 AE	13101	12826	-	25927	1967 AE	-	-	-	10086

Number of Electors



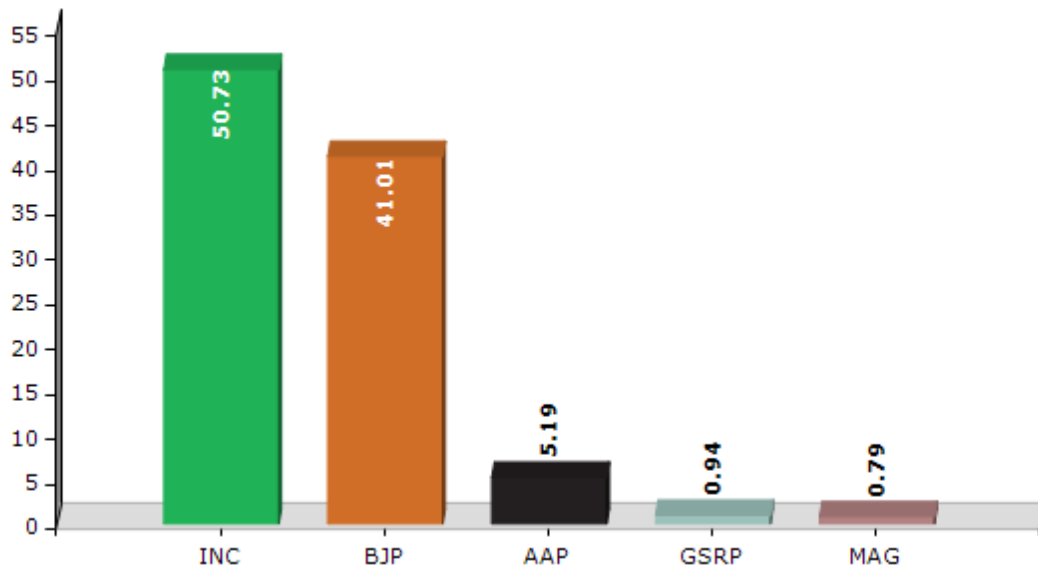
Note : AE : Assembly Election, PE : Assembly Segment of Parliamentary Election

Historical Summary Election Results

Summary Result of Assembly Election - 2017

Candidate Name	Party	Votes	Votes %
Chandrakant (Babu) Kavlekar	INC	13525	50.73
Prakash Shankar Velip	BJP	10933	41.01
Joao Fernandes	AAP	1385	5.19
Charles D'Silva	GSRP	251	0.94
Sudesh Gaude	MAG	211	0.79
	NOTA	357	1.34

Votes Percentage of Top Parties - 2017



Polling Station Level Election Results

Number and Name of Polling Stations (PS) (2022)

Number of Polling Stations	Name of Polling Stations	Number of Polling Stations	Name of Polling Stations
1	Govt. Primary School, Cottombi, Quepem Goa	22	Government Primary School, Cupe, Balli, Quepem Goa
2	Govt. Primary School, Avedem, Quepem Goa.	23	Government Primary School, Cotta - Fatorpa Quepem Goa
3	Old Govt. Bldg, Avedem, Quepem Goa.	24	Government Primary School, Cordem - Balli, Quepem Goa
4	Office Of the Inspector Of Survey & Land Records, Quepem Goa	25	Government Primary and Middle School, Benurdem, Quepem Goa
5	Government Office Complex, (New Bldg.) Ground Floor, Garage, Quepem Goa.	26	Government Primary School (East Wing) Bomdamol - Fatorpa, Quepem Goa
6	Government Primary School, (West Wing), Deao - Cusmon, Quepem Goa	27	Government High School (East Wing), Bomdamol - Fatorpa, Quepem Goa
7	Government Primary School, (East Wing) Deao - Cusmon, Quepem Goa	28	Government Primary School (West Wing) Bomdamol - Fatorpa, Quepem Goa
8	Government Primary School, Gaonkarwada, Deao, Quepem Goa.	29	Government Primary School, Quitol, Quepem - Goa
9	Quepem Municipal Council Meeting Hall Quepem Goa.	30	Government Primary School, Betul - Quepem - Goa
10	Quepem Municipal Council - Administrative Block, Quepem Goa.	31	Office Of the Village Panchayat Naqueri - Betul, Quepem - Goa
11	Government Primary School (North Wing), Ambaulim - Quepem Goa	32	Village Community Hall, Canaguinim, Quepem - Goa
12	Government Primary School, South Wing, Ambaulim - Quepem Goa	33	Government Middle School, Canibag, Morpila, Quepem - Goa.
13	Government Primary School, Kumbhar - Wada, Sirvoi, Quepem Goa	34	Government Primary School, Morpirla Quepem - Goa.
14	Old Office of the Assistant Engineer SD I / WD XII (PHE) / PWD, Padamol - Sirvoi, Quepem, Goa	35	Government Primary School, Dabem - Morpirla, Quepem - Goa
15	Govt Primary School Deulmol, Quepem Goa	36	Bhagawant Mahavir Govt. High School, Padi Quepem
16	Government Primary School (East Wing) Borimol, Quepem Goa	37	Govt. Primary School, Subdolem - Barcem Quepem
17	O/o Assistant Engineer, Sub Division I work Division XIV, Command Area Development Authority, C.A.D.A. Quepem Goa	38	Govt. Primary School, Shirli Barcem Quepem
18	Government Primary School (East Wing), Cotto - Amona, Quepem Goa	39	Govt Primary School, Barcem Quepem
19	Government Primary School (West Wing) Cotto - Amona, Quepem Goa	40	Govt. Primary School, Velipwada, Barcem, Quepem Goa
20	Government Primary School, Amona (Old Building) Chinchemol - Amona, Quepem Goa	41	Govt. Primary School, Quisconda Quepem - Goa
21	Government Primary School, Adnem, Quepem Goa	42	Govt. Primary School, Nuvem Khol, Canacona

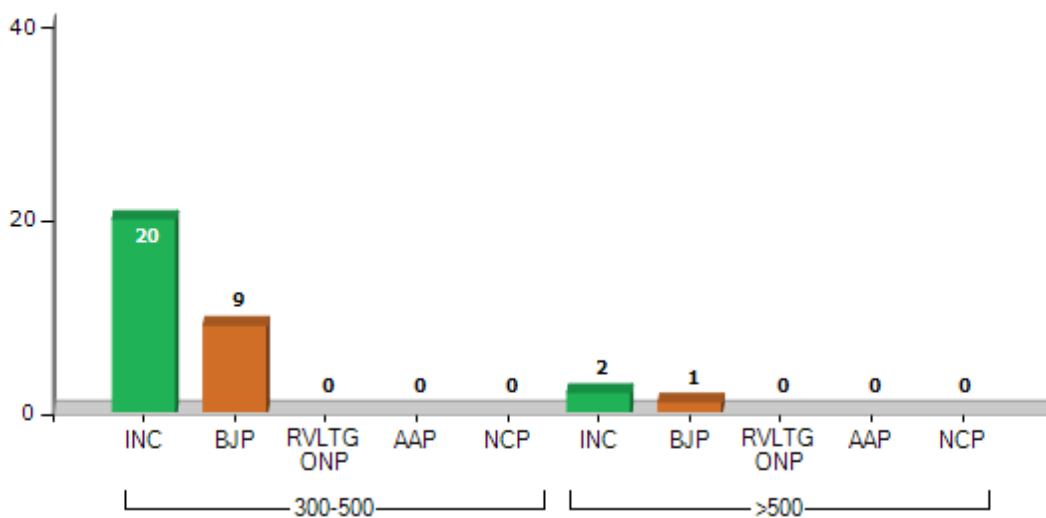
Contd....

Polling Station Level Election Results

Polling Station-wise Votes Secured by Overall Top Five Parties in Quepem Assembly in Assembly Election (AE) under South Goa Parliamentary Constituency in Goa (2022)

Number of Polling Station	Winner - Altone D'Costa (INC)	Runner-up - Chandrakant Kavlekar (BJP)	3rd - Vishal Gauns Dessai (RVLTGONP)	4th - Raul Pereira (AAP)	5th - Aloysious D'Silva (NCP)	NOTA	Other	Total Votes Secured
36	308	352	7	2	2	6	8	685
37	341	288	16	5	4	6	9	669
38	170	233	6	3	2	1	4	419
39	223	401	11	5	5	3	8	656
40	251	508	7	7	5	6	9	793
41	347	380	9	3	5	7	8	759
42	274	268	17	15	5	8	3	590
43	217	185	12	3	1	2	5	425
44	239	172	12	2	3	4	5	437
45	362	225	7	2	2	2	6	606
46	134	130	2	1	2	4	0	273
47	254	152	17	2	4	4	3	436
48	345	227	1	2	2	6	4	587
49	247	358	24	1	1	2	1	634
Total Quepem AC	14656	10864	1131	309	233	245	219	27657

Number of Polling Station Where Parties Secured between 300-500 and More than 500 Votes - 2022

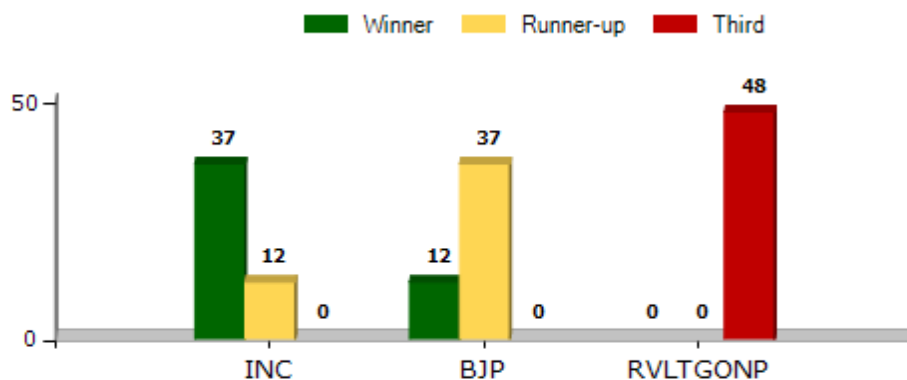


Polling Station Level Election Results

Winner, Runner-up and 3rd Party Position & Winning Margin According to Polling Stations in Quepem Assembly in Assembly Election (AE) under South Goa Parliamentary Constituency in Goa (2022)

Polling Station Number	Winner Party	Winner Votes (%)	Runner-up Party	Runner-up Votes (%)	Winning Margin Votes (%)	Third Party	Third Party Votes (%)	Other Votes (%)
36	BJP	352 (51.39)	INC	308 (44.96)	44 (6.43)	RVLTGONP	7 (1.02)	18 (2.63)
37	INC	341 (50.97)	BJP	288 (43.05)	53 (7.92)	RVLTGONP	16 (2.39)	24 (3.59)
38	BJP	233 (55.61)	INC	170 (40.57)	63 (15.04)	RVLTGONP	6 (1.43)	10 (2.39)
39	BJP	401 (61.13)	INC	223 (33.99)	178 (27.14)	RVLTGONP	11 (1.68)	21 (3.2)
40	BJP	508 (64.06)	INC	251 (31.65)	257 (32.41)	RVLTGONP	7 (0.88)	27 (3.4)
41	BJP	380 (50.07)	INC	347 (45.72)	33 (4.35)	RVLTGONP	9 (1.19)	23 (3.03)
42	INC	274 (46.44)	BJP	268 (45.42)	6 (1.02)	RVLTGONP	17 (2.88)	31 (5.25)
43	INC	217 (51.06)	BJP	185 (43.53)	32 (7.53)	RVLTGONP	12 (2.82)	11 (2.59)
44	INC	239 (54.69)	BJP	172 (39.36)	67 (15.33)	RVLTGONP	12 (2.75)	14 (3.2)
45	INC	362 (59.74)	BJP	225 (37.13)	137 (22.61)	RVLTGONP	7 (1.16)	12 (1.98)
46	INC	134 (49.08)	BJP	130 (47.62)	4 (1.46)	RVLTGONP	2 (0.73)	7 (2.56)
47	INC	254 (58.26)	BJP	152 (34.86)	102 (23.4)	RVLTGONP	17 (3.9)	13 (2.98)
48	INC	345 (58.77)	BJP	227 (38.67)	118 (20.1)	AITC	4 (0.68)	11 (1.87)
49	BJP	358 (56.47)	INC	247 (38.96)	111 (17.51)	RVLTGONP	24 (3.79)	5 (0.79)
Total Quepem AC	INC	14656 (52.99)	BJP	10864 (39.28)	3792 (13.71)	RVLTGONP	1131 (4.09)	1006 (3.64)

Polling Station-Wise Winner, Runner up and 3rd Party Position - 2022



Socio-Economic Amenities - Rural

Access to Education Facilities

Particulars	Number of Villages (% of Population)				
	Available	Not Available	If Not Available (Distance of Nearest Facility)		
			A	B	C
Govt. Primary School	13 (81)	5 (19)	1 (6)	2 (9)	0 (0)
Private Primary School	1 (6)	17 (94)	2 (5)	0 (0)	0 (0)
Govt. Middle School	5 (45)	13 (55)	1 (6)	7 (31)	0 (0)
Private Middle School	2 (8)	16 (92)	3 (9)	0 (0)	0 (0)
Govt. Secondary School	4 (42)	14 (58)	0 (0)	7 (27)	0 (0)
Private Secondary School	2 (8)	16 (92)	4 (16)	1 (6)	0 (0)
Govt. Senior Secondary School	0 (0)	18 (100)	0 (0)	0 (0)	1 (21)
Private Senior Secondary School	0 (0)	18 (100)	5 (25)	8 (47)	4 (7)
Govt. Arts and Science Degree College	0 (0)	18 (100)	3 (9)	1 (6)	1 (6)
Private Arts and Science Degree College	0 (0)	18 (100)	0 (0)	6 (27)	7 (50)
Govt. Engineering College	0 (0)	18 (100)	0 (0)	0 (0)	7 (38)
Private Engineering College	0 (0)	18 (100)	0 (0)	0 (0)	11 (62)
Govt. Medicine College	0 (0)	18 (100)	0 (0)	0 (0)	18 (100)
Private Medicine College	0 (0)	18 (100)	0 (0)	0 (0)	0 (0)
Govt. Management Institute	0 (0)	18 (100)	0 (0)	0 (0)	0 (0)
Private Management Institute	0 (0)	18 (100)	0 (0)	0 (0)	18 (100)
Govt. Polytechnic	0 (0)	18 (100)	0 (0)	1 (4)	11 (56)
Private Polytechnic	0 (0)	18 (100)	0 (0)	0 (0)	6 (40)
Govt. Vocational Training School/ITI	0 (0)	18 (100)	0 (0)	1 (4)	17 (96)
Private Vocational Training School/ITI	0 (0)	18 (100)	0 (0)	0 (0)	0 (0)
Govt. Non Formal Training Centre	0 (0)	18 (100)	0 (0)	0 (0)	18 (100)
Private Non Formal Training Centre	0 (0)	18 (100)	0 (0)	0 (0)	0 (0)
Govt. School For Disabled	0 (0)	18 (100)	0 (0)	0 (0)	0 (0)
Private School For Disabled	0 (0)	18 (100)	0 (0)	0 (0)	18 (100)
Government Others	0 (0)	18 (100)	0 (0)	0 (0)	0 (0)
Private Others	0 (0)	18 (100)	0 (0)	0 (0)	0 (0)

Note : Distance A : Less than 5 km; B : Between 5-10 km; C : 10+ km.; Source : Data Analysis is based on 2011 Census.

DISCLAIMER

The Terms of Use and Disclaimer of Datanet India Private Limited (hereinafter referred to as "Datanet") for use of this analysis report of **Quepem Assembly Constituency (Quepem Vidhan Sabha)** :-

1. **Assembly Factbook™** is a Registered Trade Mark owned by Datanet.
2. All the maps are sketched and graphical representation only and have not been drawn to the scale and also not to represent the actual geographical area or boundary of the unit.
3. The data for the aforesaid analysis is based on authentic sources and has been culled from the various publications of Census, CSO and NSSO for district and block level data, various central and state government departments, Central & State Elections Commissions and the concerned Returning Officers' releases, Electoral Rolls, Election results and allied publications, internal assessment, surveys, estimates and analysis. Therefore, certain adjustment of data at micro level may have been done to arrive closer to the macro data.
4. Data have been provided on an "As Is" and "As AVAILABLE" basis
5. The colours shown in the maps or diagram and charts of a particular party, alliance or AC are indicative and do not represent them.
6. This publication which includes maps, sheets, graphs and data would be the property under copyright of Datanet only. The user may use these for its internal study, analysis and research purposes. It's public display, re-selling or any commercial uses by the user are not allowed.
7. Datanet has taken due care and caution in compilation and processing of data and allied information, but does not guarantee the accuracy, adequacy or completeness of any information/analysis and will be not responsible for any errors or omissions or for the results obtained from the use of such information/analysis.
8. All the contents for the publication have been culled from various authentic sources and Datanet reasonably believes such sources to be reliable, but does not make any representations, express or implied as to the accuracy or fitness of use of such information. The information or contents of the information/analysis do not constitute advice and should not be relied upon in making (or refraining from making) any decision. Any reliance placed upon the information provided by Datanet is the sole responsibility and strictly at the user's risk.
9. In no event will Datanet be liable for any damages (including, without limitation, damages for loss of business projects, or loss of profits) arising in contract, tort or otherwise from the use of or inability to use any of its contents, or from any action taken (or refrained from being taken) as a result of using the analysis or any of its contents. Datanet its directors, owners, editors, officials, employees, distributor and agents or any associate will not be liable for any errors in the information contained or any consequences arising from the use of the contents of the provided information/analysis.
10. If any provision of these terms and conditions is held invalid or illegal or unenforceable for any reason by any court of competent jurisdiction, such provision shall be severed and the remainder of provisions of the terms and conditions shall continue in full force and effect as if the Term of Use had been executed with the invalid, illegal or unenforceable provision eliminated.
11. If there are any discrepancies in the information provided, please bring it to attention of Datanet for suitable rectification measures.

Buy Online This Complete Book At
Datanet India eBooks Store

www.indiastatpublications.com

or go directly at

[http://www.indiastatpublications.com/
Assembly_factbook/Goa/South_Goa/Quepem](http://www.indiastatpublications.com/Assembly_factbook/Goa/South_Goa/Quepem)

 **india**stat**elections**

ISBN - 978-93-5905-037-9



9 789359 105037 9