



Goa

Assembly Factbook™

Panaji Assembly Constituency



Key Electoral Data of Panaji
Assembly Constituency (Vidhan Sabha)

Goa

Assembly Factbook™

Panaji Assembly Constituency



Panaji Vidhan Sabha

Editor & Director

Dr. R.K. Thukral

Research Editor

Dr. Shafeeq Rahman

**Compiled, Researched and Published by
Datanet India Pvt. Ltd.**

D-100, 1st Floor,

Okhla Industrial Area, Phase-I,

New Delhi- 110020.

Ph.: 91-11- 43580781-84

Email : support@indiastatpublications.com

Website : www.indiastatelections.com

Online Book Store :

www.indiastatpublications.com

Report No. : AFB/GA-11-0125

ISBN : 978-93-5905-129-1

First Edition : January, 2018

Eighth Updated Edition : January, 2025

Price : Rs.11500/-

US\$ 310

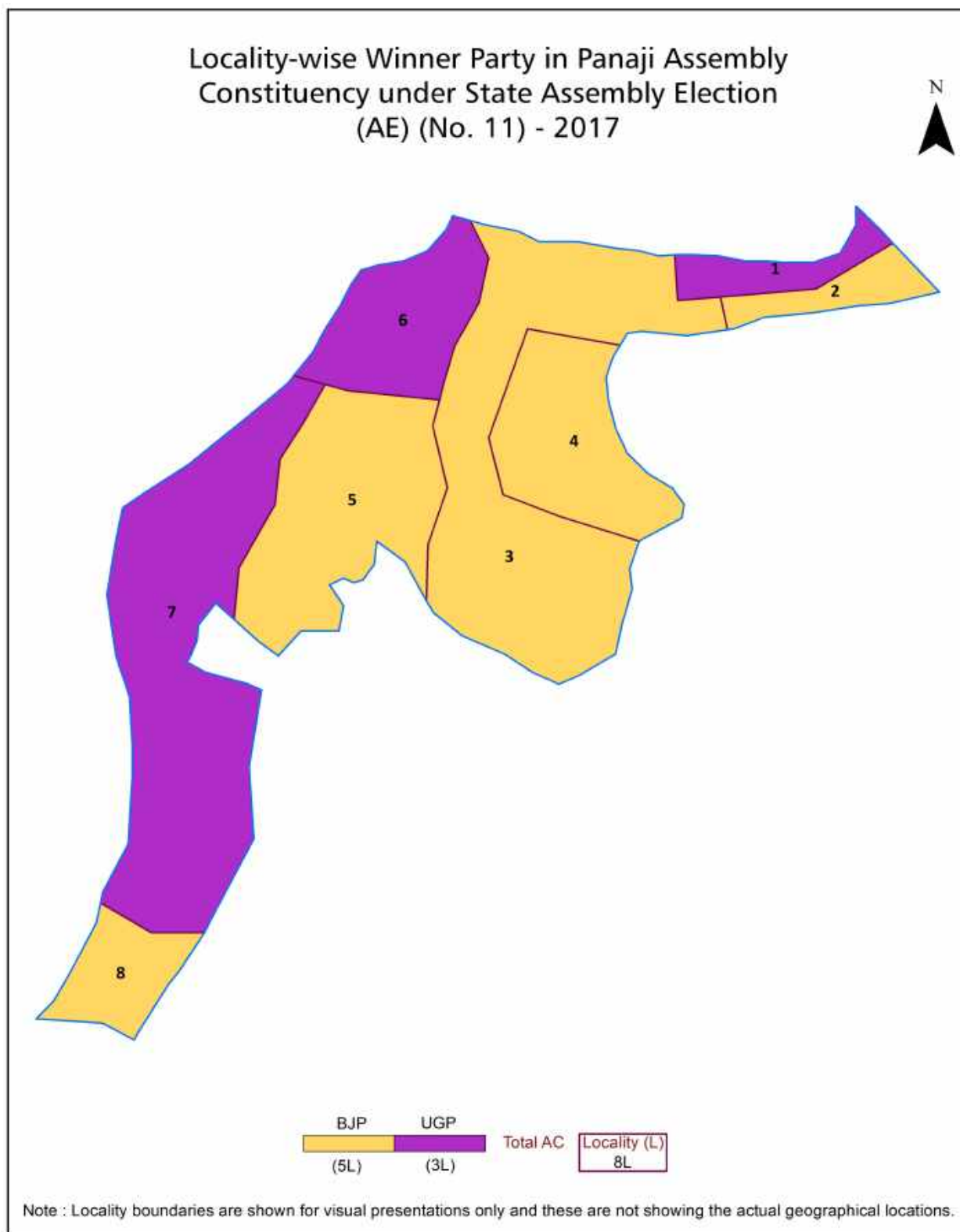
© **Datanet India Pvt. Ltd.**

All rights reserved. No part of this book may be reproduced, stored in a retrieval system or transmitted in any form or by any means, mechanical photocopying, photographing, scanning, recording or otherwise without the prior written permission of the publisher. Please refer to Disclaimer at page no. 70 for the use of this publication.

Printed in India

No.	Particulars	Page No.
	Introduction	
1	Assembly Constituency - (Vidhan Sabha) at a Glance Features of Assembly as per Delimitation Commission of India (2008)	1-2
	Location and Political Maps	
2	Location Map Boundaries of Assembly Constituency - (Vidhan Sabha) in District Boundaries of Assembly Constituency under Parliamentary Constituency - (Lok Sabha) Locaity-wise Winner Parties- 2024, 2022, 2019, 2017, 2014, 2012 and 2009	3-11
	Administrative Setup (2011)	
3	District Sub-district Towns Villages Inhabited Villages Uninhabited Villages Village Panchayat Intermediate Panchayat	12
	Demographics (2011)	
4	Population Households Rural/Urban Population Sex Ratio (Total & 0-6 Years) Religious Population Social Population Literacy Rate	13
	Electoral Features	
5	Important Dates of Last Elections Held Electors by Gender Service Electors Voters Voters Turnout Polling Stations & Average Number of Electors per Polling Station Electors by Age Group Present Elected Representatives	14-19
	Historical Summary Election Results	
6	Vote Share of Major Parties Winning Margin (Number & Percentage) Polarity of Parties Summary Result of Assembly Segment of Parliamentary Elections 2024, 2019, 2014, 2009, 2004 and 1999 Summary Result of Assembly Elections 2022, 2017, 2012, 2007, 2002, 1999, 1994, 1989, 1984, 1980, 1977, 1972 and 1967	20-41
	Polling Station Level Election Results	
7	Name and Number of Polling Station 2024, 2022, 2019, 2017, 2014, 2012 and 2009 Polling Station-wise Electors, Voters & Voters Turnout 2024, 2022, 2019, 2017, 2014, 2012 and 2009 Polling Station wise Elections Results 2024, 2022, 2019, 2017, 2014, 2012 and 2009	42-65
	Share of Assembly Constituency	
8	Share of Assembly Constituency - (Vidhan Sabha) in State, District and Parliamentary Constituency - (Lok Sabha)	66
9	Abbreviation & Sources	69-69
10	Disclaimer	70

Location & Political Map

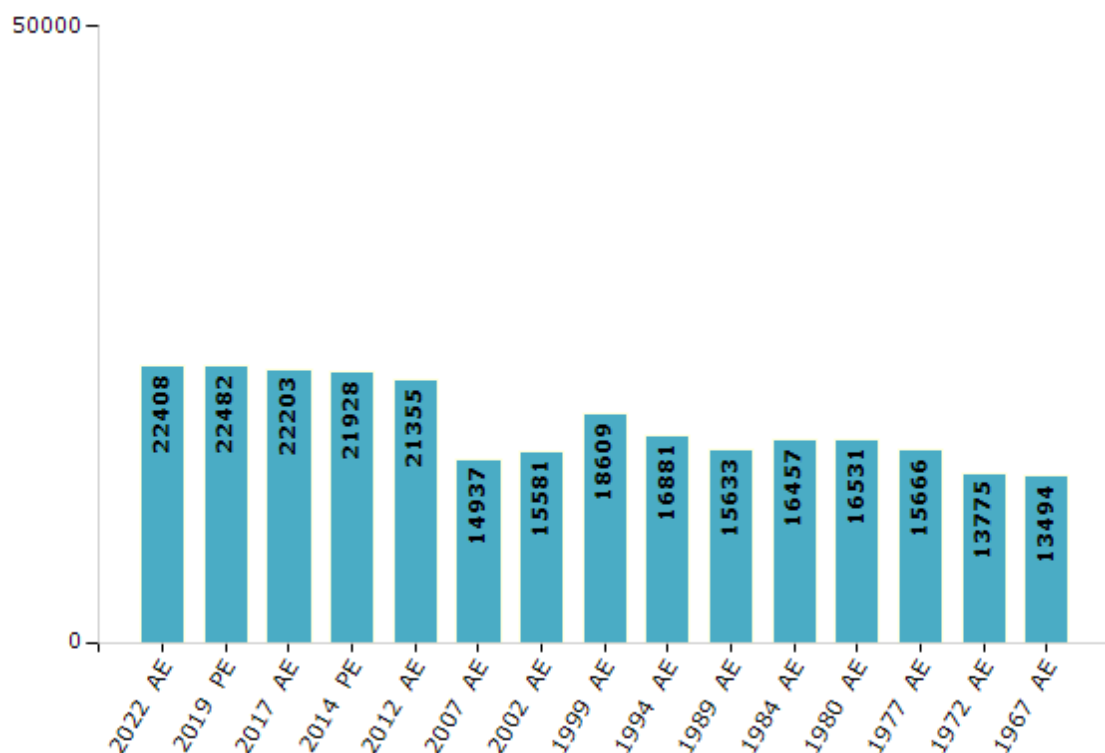


Electoral Features

Electors by Male & Female

Year	Male	Female	Others	Total	Year	Male	Female	Others	Total
2022 AE	10531	11877	0	22408	1999 PE	-	-	-	-
2019 PE	10697	11785	0	22482	1999 AE	9646	8963	-	18609
2017 AE	10648	11555	0	22203	1994 AE	8639	8242	-	16881
2014 PE	10695	11233	-	21928	1989 AE	7671	7962	-	15633
2012 AE	10404	10951	0	21355	1984 AE	8722	7735	-	16457
2009 PE	-	-	-	-	1980 AE	8759	7772	-	16531
2007 AE	7375	7562	-	14937	1977 AE	8198	7468	-	15666
2004 PE	-	-	-	-	1972 AE	7035	6740	-	13775
2002 AE	7873	7708	-	15581	1967 AE	-	-	-	13494

Number of Electors



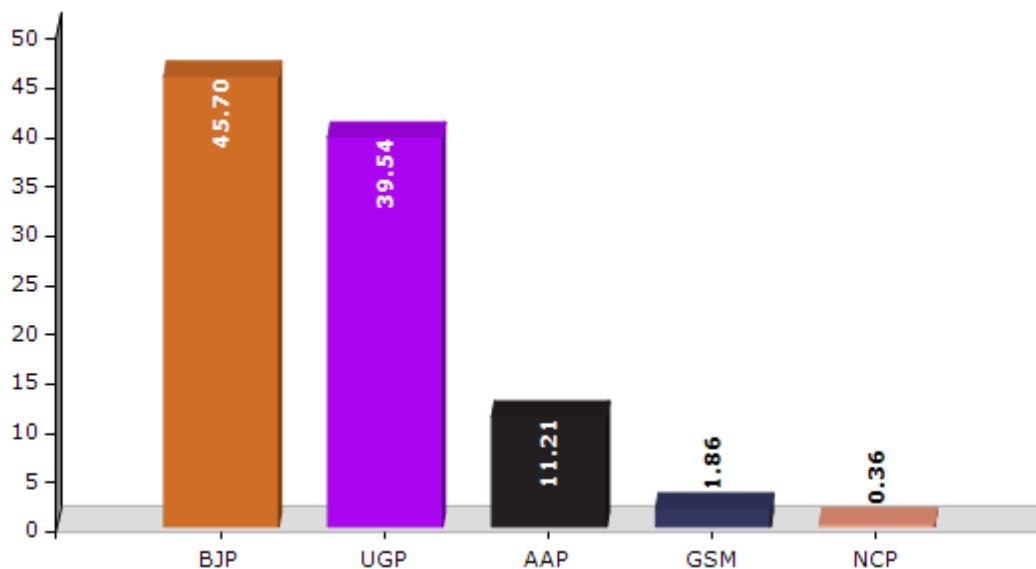
Note : AE : Assembly Election, PE : Assembly Segment of Parliamentary Election

Historical Summary Election Results

Summary Result of Assembly Election - 2017

Candidate Name	Party	Votes	Votes %
Sidharth Sripad Kuncalienker	BJP	7924	45.7
Atanasio J. Monserrate	UGP	6855	39.54
Valmiki Naik	AAP	1944	11.21
Ketan Kirtikumar Prabhu Bhatikar	GSM	323	1.86
Dominic Savio A. E. Fernandes	NCP	62	0.36
Dilip Ghadi	IND	36	0.21
Parshuram Dodamani	IND	20	0.12
	NOTA	175	1.01

Votes Percentage of Top Parties - 2017



Polling Station Level Election Results

Number and Name of Polling Stations (PS) (2022)

Number of Polling Stations	Name of Polling Stations	Number of Polling Stations	Name of Polling Stations
1	Govt. Primary School, Sao Pedro, Ribandar	22	Goa College Of Pharmacy, Room No. 1., Panaji
2	Administrative Block, Room No. G-4, Old Gmc Ribandar Goa	23	Govt. Primary School, "Ramdas" Panaji Goa
3	Administrative Block, Room No. G-5, Old Gmc Ribandar Goa	24	Goa College Of Pharmacy, Room No. 2, Panaji
4	Government Primary School (South Wing) Fondvem, Ribandar (Health)	25	Dr. T.B. Cunha Higher Secondary School, Campal
5	Bal Bharti Vidhya Mandir, Ribandar (North Wing)	26	Dr. T.B. Cunha Higher Secondary School, Campal
6	Bal Bharti Vidhya Mandir, Ribandar (South Wing)	27	Goa College Of Home Science, Campal
7	Gomantak Sahitya Sevak Mandal, Menezes Braganza Building Ground Floor, Panaji	28	P.W.D Wd-Iv, Tonca, Caranzalem Goa. (Mechanical/Electrical), North
8	Government Primary School, Central, Room No. 2, (North Wing), Massano, Amorim	29	Directorate Of Agriculture, Krishi Bhavan, Tonca
9	Govt. Primary School, Central, Room No. 3 North Wing, Massano De Amorim, Panaji	30	Dhempe College Of Arts And Science, Ground Floor, Hall No. 3, Miramar
10	Patto Colony, Sports And Cultural Association Club, Patto, Panaji Goa		
11	Institute Of Public Assistance, Provedoria. Head Office (Administration Section) Mala, Panaji, Goa.		
12	Mary Immaculate Girls High School, Front Side, Panaji (North Wing)		
13	Govt. Primary School, Portais		
14	Institute Of Public Assistance, Provedoria Head Office (Accounts Section), Mala, Panaji.		
15	Directorate Of Skill Development And Entrepreneurship, Iti, Althino, Panaji		
16	Goa State Commision For Backward Classes, Iphb Altinho		
17	Govt. Primary School, Portais		
18	Directorate Of Archieves & Archeology, (Annex) Iphb Bldg. Altinho		
19	State Central Library		
20	Central Education Zone, Office Bldg. Of Directorate Of Education		
21	E.E. Wd Vii (Nh), Junta House, Panaji Goa		

Polling Station Level Election Results

Winner, Runner-up and 3rd Party Position & Winning Margin According to Polling Stations in Panaji Assembly in Assembly Election (AE) under North Goa Parliamentary Constituency in Goa (2022)

Polling Station Number	Winner Party	Winner Votes (%)	Runner-up Party	Runner-up Votes (%)	Winning Margin Votes (%)	Third Party	Third Party Votes (%)	Other Votes (%)
1	BJP	411 (61.16)	IND (UMP)	186 (27.68)	225 (33.48)	INC	28 (4.17)	47 (6.99)
2	BJP	149 (46.71)	IND (UMP)	119 (37.3)	30 (9.41)	INC	32 (10.03)	19 (5.96)
3	BJP	230 (45.73)	IND (UMP)	115 (22.86)	115 (22.87)	INC	99 (19.68)	59 (11.73)
4	IND (UMP)	156 (33.05)	BJP	150 (31.78)	6 (1.27)	INC	115 (24.36)	51 (10.81)
5	BJP	227 (41.35)	IND (UMP)	208 (37.89)	19 (3.46)	INC	69 (12.57)	45 (8.2)
6	BJP	259 (43.6)	IND (UMP)	216 (36.36)	43 (7.24)	INC	66 (11.11)	53 (8.92)
7	BJP	202 (36.27)	IND (UMP)	194 (34.83)	8 (1.44)	INC	124 (22.26)	37 (6.64)
8	INC	192 (39.83)	IND (UMP)	131 (27.18)	61 (12.65)	BJP	99 (20.54)	60 (12.45)
9	IND (UMP)	209 (48.49)	BJP	116 (26.91)	93 (21.58)	INC	69 (16.01)	37 (8.58)
10	BJP	146 (35.96)	INC	118 (29.06)	28 (6.9)	IND (UMP)	113 (27.83)	29 (7.14)
11	IND (UMP)	288 (41.32)	BJP	282 (40.46)	6 (0.86)	INC	87 (12.48)	40 (5.74)
12	INC	213 (48.85)	IND (UMP)	93 (21.33)	120 (27.52)	BJP	83 (19.04)	47 (10.78)
13	BJP	249 (40.82)	IND (UMP)	223 (36.56)	26 (4.26)	INC	84 (13.77)	54 (8.85)
14	BJP	270 (40.06)	IND (UMP)	262 (38.87)	8 (1.19)	INC	114 (16.91)	28 (4.15)
15	INC	135 (32.07)	IND (UMP)	134 (31.83)	1 (0.24)	BJP	108 (25.65)	44 (10.45)
16	BJP	327 (58.6)	IND (UMP)	168 (30.11)	159 (28.49)	INC	46 (8.24)	17 (3.05)
17	BJP	288 (39.67)	IND (UMP)	277 (38.15)	11 (1.52)	INC	111 (15.29)	50 (6.89)
18	BJP	214 (52.58)	IND (UMP)	114 (28.01)	100 (24.57)	INC	41 (10.07)	38 (9.34)
19	IND (UMP)	237 (42.63)	BJP	203 (36.51)	34 (6.12)	INC	81 (14.57)	35 (6.29)
20	BJP	384 (51.54)	IND (UMP)	250 (33.56)	134 (17.98)	INC	74 (9.93)	37 (4.97)
21	IND (UMP)	256 (46.13)	BJP	246 (44.32)	10 (1.81)	INC	33 (5.95)	20 (3.6)
22	IND (UMP)	266 (43.04)	BJP	194 (31.39)	72 (11.65)	INC	94 (15.21)	64 (10.36)
23	BJP	187 (42.02)	IND (UMP)	173 (38.88)	14 (3.14)	INC	53 (11.91)	32 (7.19)
24	BJP	316 (44.2)	IND (UMP)	246 (34.41)	70 (9.79)	INC	113 (15.8)	40 (5.59)
25	BJP	156 (32.37)	IND (UMP)	149 (30.91)	7 (1.46)	INC	118 (24.48)	59 (12.24)
26	INC	203 (35.12)	IND (UMP)	184 (31.83)	19 (3.29)	BJP	143 (24.74)	48 (8.3)
27	IND (UMP)	235 (35.23)	BJP	200 (29.99)	35 (5.24)	INC	178 (26.69)	54 (8.1)
28	IND (UMP)	218 (33.54)	BJP	217 (33.38)	1 (0.16)	INC	133 (20.46)	82 (12.62)
29	IND (UMP)	250 (38.52)	BJP	226 (34.82)	24 (3.7)	INC	131 (20.18)	42 (6.47)
30	BJP	249 (39.78)	IND (UMP)	187 (29.87)	62 (9.91)	INC	108 (17.25)	82 (13.1)
Total Panaji AC	BJP	6531 (38.88)	IND (UMP)	5857 (34.86)	674 (4.02)	INC	3062 (18.23)	1350 (8.04)

Note : IND - UMP : Utpal Manohar Parrikar

Polling Station Level Election Results

Winner, Runner-up and 3rd Party Position & Winning Margin According to Polling Stations in Panaji Assembly Segment in Parliament Election (PE) under North Goa Parliamentary Constituency in Goa (2019)

Polling Station Number	Winner Party	Winner Votes (%)	Runner-up Party	Runner-up Votes (%)	Winning Margin Votes (%)	Third Party	Third Party Votes (%)	Other Votes (%)
1	BJP	414 (67.76)	INC	164 (26.84)	250 (40.92)	RPI(KM)	7 (1.15)	26 (4.26)
2	BJP	202 (68.24)	INC	87 (29.39)	115 (38.85)	IND (BSK)	2 (0.68)	5 (1.69)
3	INC	254 (53.7)	BJP	213 (45.03)	41 (8.67)	AAP	2 (0.42)	4 (0.85)
4	INC	198 (48.53)	BJP	191 (46.81)	7 (1.72)	AAP	3 (0.74)	16 (3.92)
5	BJP	300 (58.94)	INC	189 (37.13)	111 (21.81)	AAP	7 (1.38)	13 (2.55)
6	BJP	355 (65.26)	INC	176 (32.35)	179 (32.91)	RPI(KM)	3 (0.55)	10 (1.84)
7	BJP	336 (62.34)	INC	180 (33.4)	156 (28.94)	AAP	11 (2.04)	12 (2.23)
8	INC	258 (53.53)	BJP	197 (40.87)	61 (12.66)	AAP	17 (3.53)	10 (2.07)
9	BJP	303 (69.18)	INC	125 (28.54)	178 (40.64)	AAP	6 (1.37)	4 (0.91)
10	BJP	197 (50.51)	INC	181 (46.41)	16 (4.1)	AAP	2 (0.51)	10 (2.56)
11	BJP	378 (59.62)	INC	236 (37.22)	142 (22.4)	AAP	5 (0.79)	15 (2.37)
12	INC	294 (66.67)	BJP	124 (28.12)	170 (38.55)	AAP	14 (3.17)	9 (2.04)
13	BJP	330 (57.19)	INC	232 (40.21)	98 (16.98)	RPI(KM)	4 (0.69)	11 (1.91)
14	BJP	376 (57.49)	INC	250 (38.23)	126 (19.26)	AAP	7 (1.07)	21 (3.21)
15	BJP	271 (52.93)	INC	227 (44.34)	44 (8.59)	AAP	6 (1.17)	8 (1.56)
16	BJP	312 (58.32)	INC	203 (37.94)	109 (20.38)	AAP	4 (0.75)	16 (2.99)
17	BJP	411 (57.89)	INC	280 (39.44)	131 (18.45)	AAP	5 (0.7)	14 (1.97)
18	BJP	217 (56.36)	INC	151 (39.22)	66 (17.14)	AAP	2 (0.52)	15 (3.9)
19	BJP	349 (64.99)	INC	171 (31.84)	178 (33.15)	AAP	5 (0.93)	12 (2.23)
20	BJP	491 (72.1)	INC	169 (24.82)	322 (47.28)	AAP	4 (0.59)	17 (2.5)
21	BJP	393 (70.3)	INC	152 (27.19)	241 (43.11)	AAP	5 (0.89)	9 (1.61)
22	INC	309 (50.74)	BJP	278 (45.65)	31 (5.09)	AAP	4 (0.66)	18 (2.96)
23	BJP	250 (60.98)	INC	144 (35.12)	106 (25.86)	AAP	6 (1.46)	10 (2.44)
24	INC	326 (49.32)	BJP	325 (49.17)	1 (0.15)	IND (AAS)	3 (0.45)	7 (1.06)
25	INC	213 (52.99)	BJP	166 (41.29)	47 (11.7)	AAP	8 (1.99)	15 (3.73)
26	INC	338 (58.68)	BJP	226 (39.24)	112 (19.44)	AAP	7 (1.22)	5 (0.87)
27	BJP	358 (52.11)	INC	305 (44.4)	53 (7.71)	AAP	7 (1.02)	17 (2.47)
28	BJP	311 (49.29)	INC	287 (45.48)	24 (3.81)	AAP	9 (1.43)	24 (3.8)
29	BJP	370 (58.82)	INC	232 (36.88)	138 (21.94)	AAP	13 (2.07)	14 (2.23)
30	INC	295 (51.04)	BJP	266 (46.02)	29 (5.02)	AAP	11 (1.9)	6 (1.04)
Total Panaji AC	BJP	8910 (55.35)	INC	6626 (41.16)	2284 (14.19)	AAP	179 (1.11)	383 (2.38)

Note : IND - AAS : Aishwarya Arjun Salgaonkar; BSK : Bhagawant Sadanand Kamat

DISCLAIMER

The Terms of Use and Disclaimer of Datanet India Private Limited (hereinafter referred to as "Datanet") for use of this analysis report of **Panaji Assembly Constituency (Panaji Vidhan Sabha)** :-

1. **Assembly Factbook™** is a Registered Trade Mark owned by Datanet.
2. All the maps are sketched and graphical representation only and have not been drawn to the scale and also not to represent the actual geographical area or boundary of the unit.
3. The data for the aforesaid analysis is based on authentic sources and has been culled from the various publications of Census, CSO and NSSO for district and block level data, various central and state government departments, Central & State Elections Commissions and the concerned Returning Officers' releases, Electoral Rolls, Election results and allied publications, internal assessment, surveys, estimates and analysis. Therefore, certain adjustment of data at micro level may have been done to arrive closer to the macro data.
4. Data have been provided on an "As Is" and "As AVAILABLE" basis
5. The colours shown in the maps or diagram and charts of a particular party, alliance or AC are indicative and do not represent them.
6. This publication which includes maps, sheets, graphs and data would be the property under copyright of Datanet only. The user may use these for its internal study, analysis and research purposes. It's public display, re-selling or any commercial uses by the user are not allowed.
7. Datanet has taken due care and caution in compilation and processing of data and allied information, but does not guarantee the accuracy, adequacy or completeness of any information/analysis and will be not responsible for any errors or omissions or for the results obtained from the use of such information/analysis.
8. All the contents for the publication have been culled from various authentic sources and Datanet reasonably believes such sources to be reliable, but does not make any representations, express or implied as to the accuracy or fitness of use of such information. The information or contents of the information/analysis do not constitute advice and should not be relied upon in making (or refraining from making) any decision. Any reliance placed upon the information provided by Datanet is the sole responsibility and strictly at the user's risk.
9. In no event will Datanet be liable for any damages (including, without limitation, damages for loss of business projects, or loss of profits) arising in contract, tort or otherwise from the use of or inability to use any of its contents, or from any action taken (or refrained from being taken) as a result of using the analysis or any of its contents. Datanet its directors, owners, editors, officials, employees, distributor and agents or any associate will not be liable for any errors in the information contained or any consequences arising from the use of the contents of the provided information/analysis.
10. If any provision of these terms and conditions is held invalid or illegal or unenforceable for any reason by any court of competent jurisdiction, such provision shall be severed and the remainder of provisions of the terms and conditions shall continue in full force and effect as if the Term of Use had been executed with the invalid, illegal or unenforceable provision eliminated.
11. If there are any discrepancies in the information provided, please bring it to attention of Datanet for suitable rectification measures.

Buy Online This Complete Book At
Datanet India eBooks Store

www.indiastatpublications.com

or go directly at

[http://www.indiastatpublications.com/
Assembly_factbook/Goa/North_Goa/ Panaji](http://www.indiastatpublications.com/Assembly_factbook/Goa/North_Goa/Panaji)

 **india**stat**elections**

ISBN : 978-93-5905-129-1



9 789359 105129 1