



Goa

Assembly Factbook™

Mapusa Assembly Constituency



Key Electoral Data of Mapusa
Assembly Constituency (Vidhan Sabha)

Goa

Assembly Factbook™

Mapusa Assembly Constituency



Mapusa Vidhan Sabha

Editor & Director

Dr. R.K. Thukral

Research Editor

Dr. Shafeeq Rahman

Compiled, Researched and Published by Datanet India Pvt. Ltd.

D-100, 1st Floor,

Okhla Industrial Area, Phase-I,

New Delhi- 110020.

Ph.: 91-11- 43580781-84

Email : support@indiastatpublications.com

Website : www.indiastatelections.com

Online Book Store :

www.indiastatpublications.com

Report No. : AFB/GA-05-0125

ISBN : 978-93-5905-285-4

First Edition : January, 2018

Eighth Updated Edition : January, 2025

Price : Rs.11500/-

US\$ 310

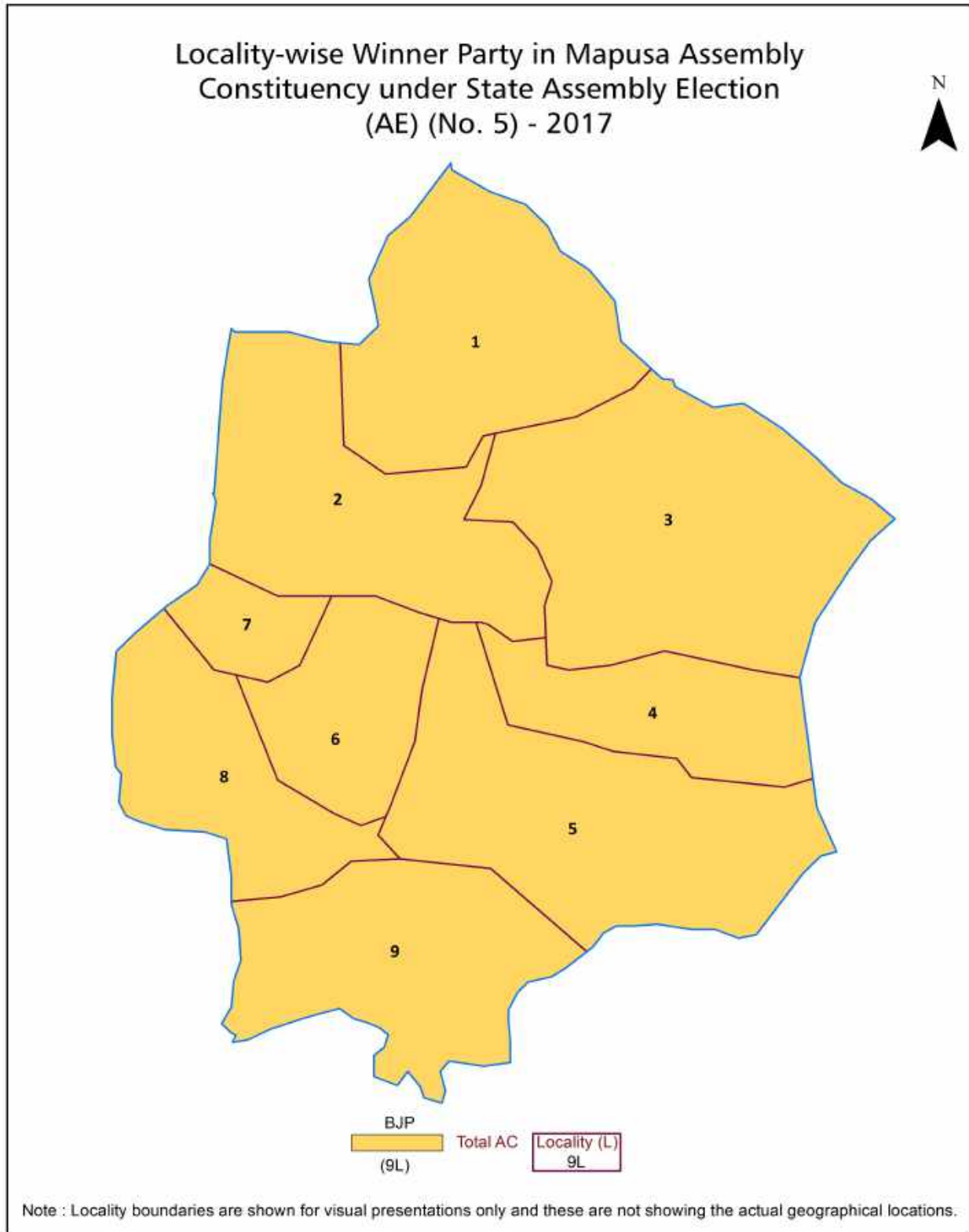
© **Datanet India Pvt. Ltd.**

All rights reserved. No part of this book may be reproduced, stored in a retrieval system or transmitted in any form or by any means, mechanical photocopying, photographing, scanning, recording or otherwise without the prior written permission of the publisher. Please refer to Disclaimer at page no. 80 for the use of this publication.

Printed in India

No.	Particulars	Page No.
	Introduction	
1	Assembly Constituency - (Vidhan Sabha) at a Glance Features of Assembly as per Delimitation Commission of India (2008)	1-2
	Location and Political Maps	
2	Location Map Boundaries of Assembly Constituency - (Vidhan Sabha) in District Boundaries of Assembly Constituency under Parliamentary Constituency - (Lok Sabha) Locality-wise Winner Parties- 2024, 2022, 2019, 2017, 2014, 2012 and 2009	3-11
	Administrative Setup (2011)	
3	District Sub-district Towns Villages Inhabited Villages Uninhabited Villages Village Panchayat Intermediate Panchayat	12
	Demographics (2011)	
4	Population Households Rural/Urban Population Sex Ratio (Total & 0-6 Years) Religious Population Social Population Literacy Rate	13
	Electoral Features	
5	Important Dates of Last Elections Held Electors by Gender Service Electors Voters Voters Turnout Polling Stations & Average Number of Electors per Polling Station Electors by Age Group Present Elected Representatives	14-19
	Historical Summary Election Results	
6	Vote Share of Major Parties Winning Margin (Number & Percentage) Polarity of Parties Summary Result of Assembly Segment of Parliamentary Elections 2024, 2019, 2014, 2009, 2004 and 1999 Summary Result of Assembly Elections 2022, 2017, 2012, 2007, 2002, 1999, 1994, 1989, 1984, 1980, 1977, 1972 and 1967	20-41
	Polling Station Level Election Results	
7	Name and Number of Polling Station 2024, 2022, 2019, 2017, 2014, 2012 and 2009 Polling Station-wise Electors, Voters & Voters Turnout 2024, 2022, 2019, 2017, 2014, 2012 and 2009 Polling Station wise Elections Results 2024, 2022, 2019, 2017, 2014, 2012 and 2009	42-75
	Share of Assembly Constituency	
8	Share of Assembly Constituency - (Vidhan Sabha) in State, District and Parliamentary Constituency - (Lok Sabha)	76
9	Abbreviation & Sources	79-79
10	Disclaimer	80

Location & Political Map

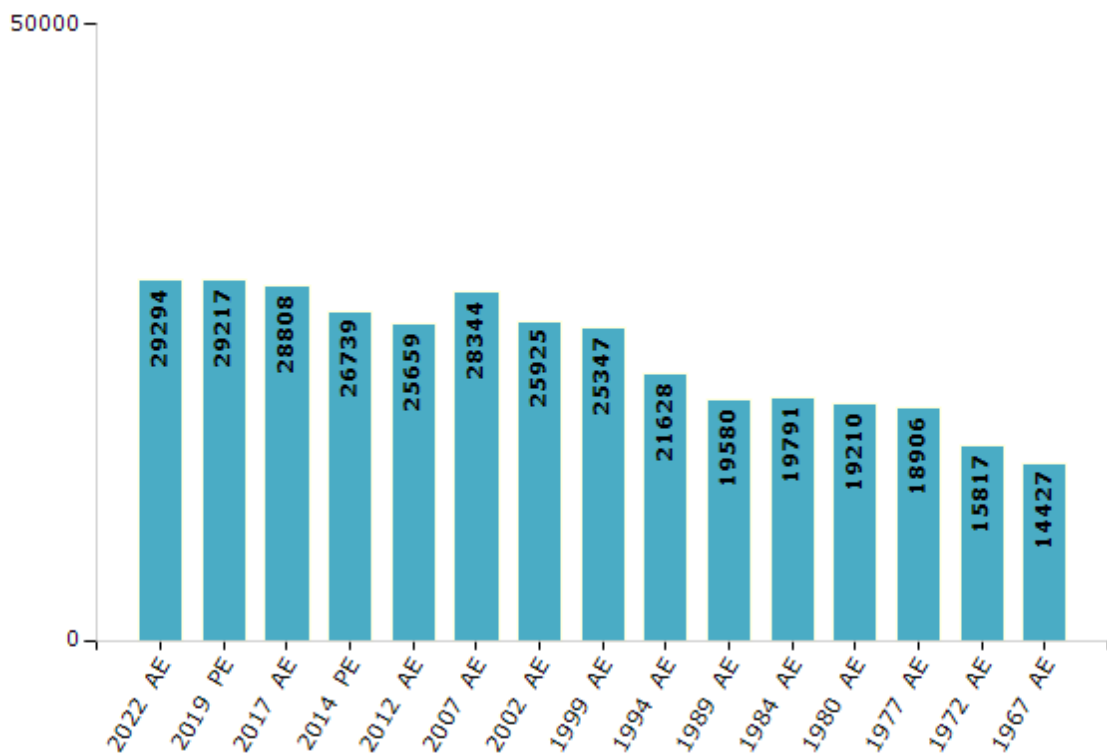


Electoral Features

Electors by Male & Female

Year	Male	Female	Others	Total	Year	Male	Female	Others	Total
2022 AE	14347	14947	0	29294	1999 PE	-	-	-	-
2019 PE	14372	14845	0	29217	1999 AE	13022	12325	-	25347
2017 AE	14216	14592	0	28808	1994 AE	11087	10541	-	21628
2014 PE	13284	13455	-	26739	1989 AE	9743	9837	-	19580
2012 AE	12755	12904	0	25659	1984 AE	9631	10160	-	19791
2009 PE	-	-	-	-	1980 AE	9447	9763	-	19210
2007 AE	14155	14189	-	28344	1977 AE	9378	9528	-	18906
2004 PE	-	-	-	-	1972 AE	8047	7770	-	15817
2002 AE	13147	12778	-	25925	1967 AE	-	-	-	14427

Number of Electors



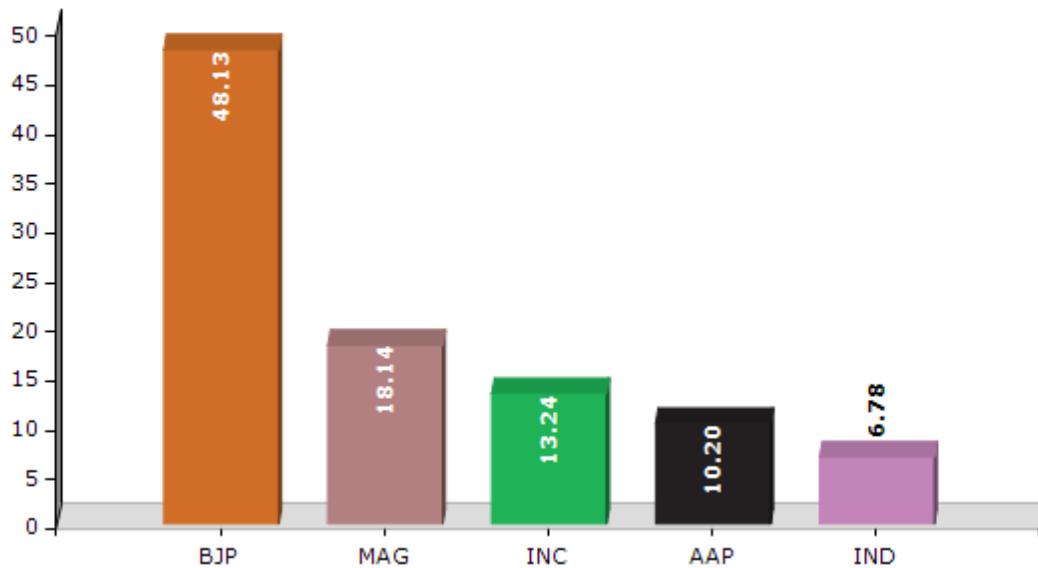
Note : AE : Assembly Election, PE : Assembly Segment of Parliamentary Election

Historical Summary Election Results

Summary Result of Assembly Election - 2017

Candidate Name	Party	Votes	Votes %
Francisco C. J. A. De Pinto E Souza	BJP	10957	48.13
Vinod Fadke	MAG	4129	18.14
Vijay Laxman Bhike	INC	3013	13.24
Shraddha Khalap	AAP	2321	10.2
Domnic Alphonso	IND	1543	6.78
Sanjay Vithu Barde	NCP	289	1.27
Rameshwari Morajkar	GSRP	103	0.45
	NOTA	409	1.8

Votes Percentage of Top Parties - 2017



Polling Station Level Election Results

Number and Name of Polling Stations (PS) (2022)

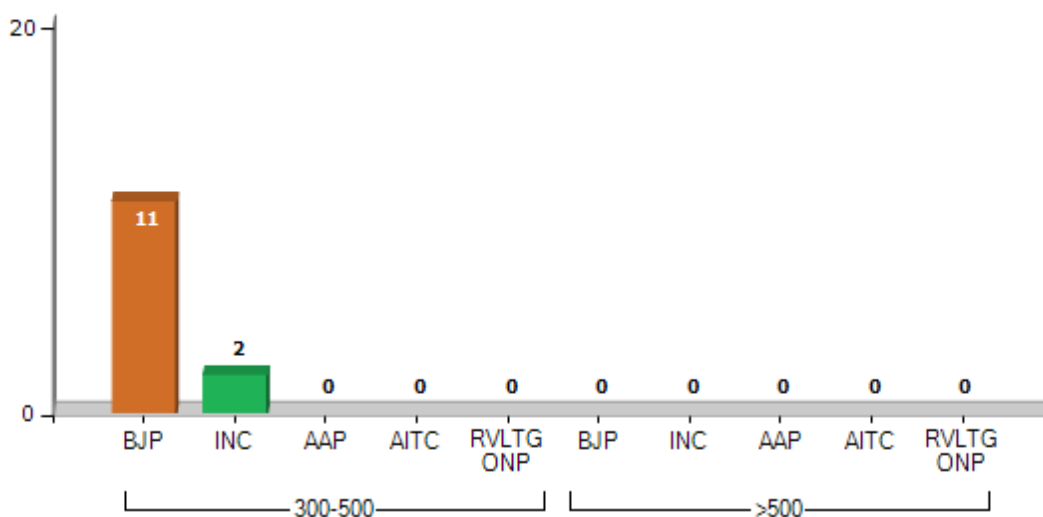
Number of Polling Stations	Name of Polling Stations	Number of Polling Stations	Name of Polling Stations
1	Government Primary School Near Datta Mandir, Cunchelim Mapusa (North Wing)	22	Adei North Zone(Conference Room), Ansabhat, Mapusa
2	Government Primary School Near Datta Mandir, Cunchelim Mapusa (South Wing)	23	Store Room, Govt. Primary School, Ground Floor, Ansabhat, Mapusa
3	Government Primary School Near Datta Mandir, Cunchelim Mapusa (East Wing)	24	Electricity Dept. Building, Ansabhat, Mapusa (North Wing)
4	Government Primary School Xelpem Duler Mapusa (South West Wing)	25	Electricity Dept. Building, Ansabhat, Mapusa (South Wing)
5	Government Primary School Xelpem Duler Mapusa (South East Wing)	26	Higher Secondary School Bldg. At St. Xavier'S College, Mapusa (Room No. 203)
6	Government Primary School Xelpem, Duler Mapusa (North Wing)	27	Higher Secondary School Bldg. At St. Xavier'S College, Mapusa (Room No. 204)
7	Government Primary School Xelpem Duler Mapusa (South Wing)	28	Higher Secondary School Bldg. At St. Xavier'S College Mapusa, H.S.S Hall Of Arts Building, Mapusa
8	Zonal Agricultural Office, Duler Mapusa (East Wing)	29	Purushottam Walawalkar H.S. School, Sundarabai Anant Kamat Lecture HallKhorlim Mapusa (East Wing)
9	Zonal Agricultural Office, Duler Mapusa (West Wing)	30	Purushottam Walawalkar H.S. School, Ratnabai V.Naique Burye Lecture Hall Khorlim Mapusa (West Wing)
10	Government Primary School, Karaswada Mapusa (North Wing)	31	Purushottam Walawalkar H.S. School-Dr. Balkrishna G.S. Cuvelkar Lecture Hall Khorlim Mapusa (West Wing)
11	Government Primary School, Karaswada Mapusa (South Wing)	32	Saraswat Vidyalay Khorlim Mapusa (East Wing)
12	St. Antony High School Ground Floor, Duler Mapusa (Lower K.G)	33	Saraswat Vidyalay Khorlim Mapusa (North Wing)
13	St. Anthony High School Ground Floor, Duler Mapusa (Upper K.G.)	34	Saraswat Vidyalay'S Pre Primary Khorlim Mapusa (Room A)
14	Gundu Sitaram Amonkar Vidhyamandir, Feira Alto Mapusa (Auditorium Room)	35	Saraswat Vidyalay'S Pre Primary Khorlim Mapusa (Staff Room)
15	Gundu Sitaram Amonkar Vidhyamandir, Feira Alto, Mapusa (Laboratory Room)	36	Saraswat Vidyalay'S Pre Primary Khorlim Mapusa (Room 2C)
16	St. Mary'S Primary School Ground Floor, Feira Alto, Mapusa Goa (North Wing)	37	Purushottam Walawalkar H.S. School Of Arts, Science & Comm, Khorlim Mapusa (Vocational Room)
17	St. Mary'S Primary School Ground Floor, Feira Alto Mapusa Goa (South Wing)	38	Govt. Primary School Khorlim, Mapusa (East Wing)
18	Janata High School, Gaunsawado, Mapusa (West Wing-I)	39	Government Primary School, Khorlim Mapusa (Middle Room)
19	Janata High School, Gaunsawado, Mapusa (West Wing-II)	40	Government Primary School, Khorlim Mapusa (West Wing)
20	Janata High School, Gaunsawado Mapusa (East Wing)	41	Conference Hall, Govt Office Complex, Ground Floor, Morod Mapusa (East Wing)
21	Govt. Primary School Ansabhat Mapusa (North Wing)	42	Conference Hall, Govt Office Complex, Ground Floor Morod Mapusa (West Wing)

Polling Station Level Election Results

Polling Station-wise Votes Secured by Overall Top Five Parties in Mapusa Assembly in Assembly Election (AE) under North Goa Parliamentary Constituency in Goa (2022)

Number of Polling Station	Winner - Joshua Peter De Souza (BJP)	Runner-up - Sudhir Rama Kandolkar (INC)	3rd - Rahul Mhambre (AAP)	4th - Tarak Arolkar (AITC)	5th - Rohan Salgaonkar (RVLTGONP)	NOTA	Other	Total Votes Secured
36	235	172	34	11	18	6	6	482
37	316	237	31	61	10	3	5	663
38	213	150	19	9	13	4	3	411
39	282	175	18	8	18	5	12	518
40	308	194	27	89	20	7	6	651
41	193	373	22	10	20	3	4	625
42	148	447	25	12	10	4	3	649
Total Mapusa AC	9983	8379	1476	1350	978	291	221	22678

Number of Polling Station Where Parties Secured between 300-500 and More than 500 Votes - 2022

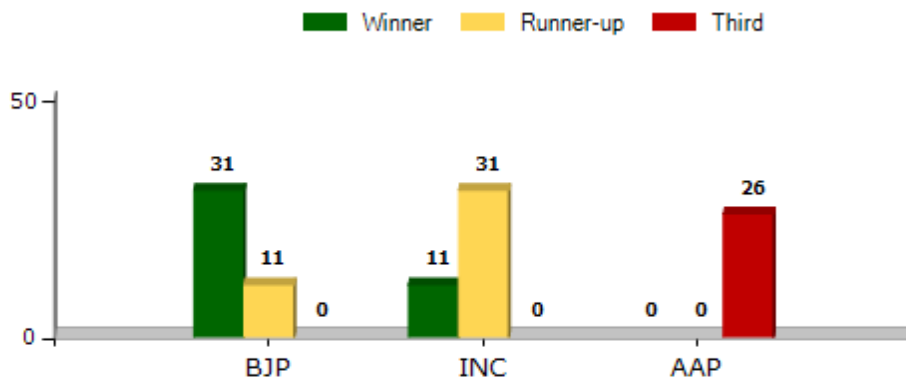


Polling Station Level Election Results

Winner, Runner-up and 3rd Party Position & Winning Margin According to Polling Stations in Mapusa Assembly in Assembly Election (AE) under North Goa Parliamentary Constituency in Goa (2022)

Polling Station Number	Winner Party	Winner Votes (%)	Runner-up Party	Runner-up Votes (%)	Winning Margin Votes (%)	Third Party	Third Party Votes (%)	Other Votes (%)
36	BJP	235 (48.76)	INC	172 (35.68)	63 (13.08)	AAP	34 (7.05)	41 (8.51)
37	BJP	316 (47.66)	INC	237 (35.75)	79 (11.91)	AITC	61 (9.2)	49 (7.39)
38	BJP	213 (51.82)	INC	150 (36.5)	63 (15.32)	AAP	19 (4.62)	29 (7.06)
39	BJP	282 (54.44)	INC	175 (33.78)	107 (20.66)	AAP	18 (3.47)	43 (8.3)
40	BJP	308 (47.31)	INC	194 (29.8)	114 (17.51)	AITC	89 (13.67)	60 (9.22)
41	INC	373 (59.68)	BJP	193 (30.88)	180 (28.8)	AAP	22 (3.52)	37 (5.92)
42	INC	447 (68.88)	BJP	148 (22.8)	299 (46.08)	AAP	25 (3.85)	29 (4.47)
Total Mapusa AC	BJP	9983 (44.02)	INC	8379 (36.95)	1604 (7.07)	AAP	1476 (6.51)	2840 (12.52)

Polling Station-Wise Winner, Runner up and 3rd Party Position - 2022



DISCLAIMER

The Terms of Use and Disclaimer of Datanet India Private Limited (hereinafter referred to as "Datanet") for use of this analysis report of **Mapusa Assembly Constituency (Mapusa Vidhan Sabha)** :-

1. **Assembly Factbook™** is a Registered Trade Mark owned by Datanet.
2. All the maps are sketched and graphical representation only and have not been drawn to the scale and also not to represent the actual geographical area or boundary of the unit.
3. The data for the aforesaid analysis is based on authentic sources and has been culled from the various publications of Census, CSO and NSSO for district and block level data, various central and state government departments, Central & State Elections Commissions and the concerned Returning Officers' releases, Electoral Rolls, Election results and allied publications, internal assessment, surveys, estimates and analysis. Therefore, certain adjustment of data at micro level may have been done to arrive closer to the macro data.
4. Data have been provided on an "As Is" and "As AVAILABLE" basis
5. The colours shown in the maps or diagram and charts of a particular party, alliance or AC are indicative and do not represent them.
6. This publication which includes maps, sheets, graphs and data would be the property under copyright of Datanet only. The user may use these for its internal study, analysis and research purposes. It's public display, re-selling or any commercial uses by the user are not allowed.
7. Datanet has taken due care and caution in compilation and processing of data and allied information, but does not guarantee the accuracy, adequacy or completeness of any information/analysis and will be not responsible for any errors or omissions or for the results obtained from the use of such information/analysis.
8. All the contents for the publication have been culled from various authentic sources and Datanet reasonably believes such sources to be reliable, but does not make any representations, express or implied as to the accuracy or fitness of use of such information. The information or contents of the information/analysis do not constitute advice and should not be relied upon in making (or refraining from making) any decision. Any reliance placed upon the information provided by Datanet is the sole responsibility and strictly at the user's risk.
9. In no event will Datanet be liable for any damages (including, without limitation, damages for loss of business projects, or loss of profits) arising in contract, tort or otherwise from the use of or inability to use any of its contents, or from any action taken (or refrained from being taken) as a result of using the analysis or any of its contents. Datanet its directors, owners, editors, officials, employees, distributor and agents or any associate will not be liable for any errors in the information contained or any consequences arising from the use of the contents of the provided information/analysis.
10. If any provision of these terms and conditions is held invalid or illegal or unenforceable for any reason by any court of competent jurisdiction, such provision shall be severed and the remainder of provisions of the terms and conditions shall continue in full force and effect as if the Term of Use had been executed with the invalid, illegal or unenforceable provision eliminated.
11. If there are any discrepancies in the information provided, please bring it to attention of Datanet for suitable rectification measures.

Buy Online This Complete Book At
Datanet India eBooks Store

www.indiastatpublications.com

or go directly at

[http://www.indiastatpublications.com/
Assembly_factbook/Goa/North_Goa/Mapusa](http://www.indiastatpublications.com/Assembly_factbook/Goa/North_Goa/Mapusa)

 **india**stat**elections**

ISBN - 978-93-5905-285-4



9 789359 105285 4