



Uttar Pradesh

Assembly Factbook™

Robertsganj Assembly Constituency



Key Electoral Data of Robertsganj
Assembly Constituency (Vidhan Sabha)

Uttar Pradesh **Assembly Factbook**TM

Robertsganj Assembly Constituency



Robertsganj Vidhan Sabha

Editor & Director

Dr. R.K. Thukral

Research Editor

Dr. Shafeeq Rahman

**Compiled, Researched and Published by
Datanet India Pvt. Ltd.**

D-100, 1st Floor,
Okhla Industrial Area, Phase-I,
New Delhi- 110020.
Ph.: 91-11- 43580781-84
Email : support@indiastatpublications.com
Website : www.indiastatelections.com

Online Book Store :

www.indiastatpublications.com

Report No. : AFB/UP-401-0123

ISBN : 978-93-5905-704-0

First Edition : January, 2018

Sixth Updated Edition : January, 2023

Price : Rs.11500/-

US\$ 310

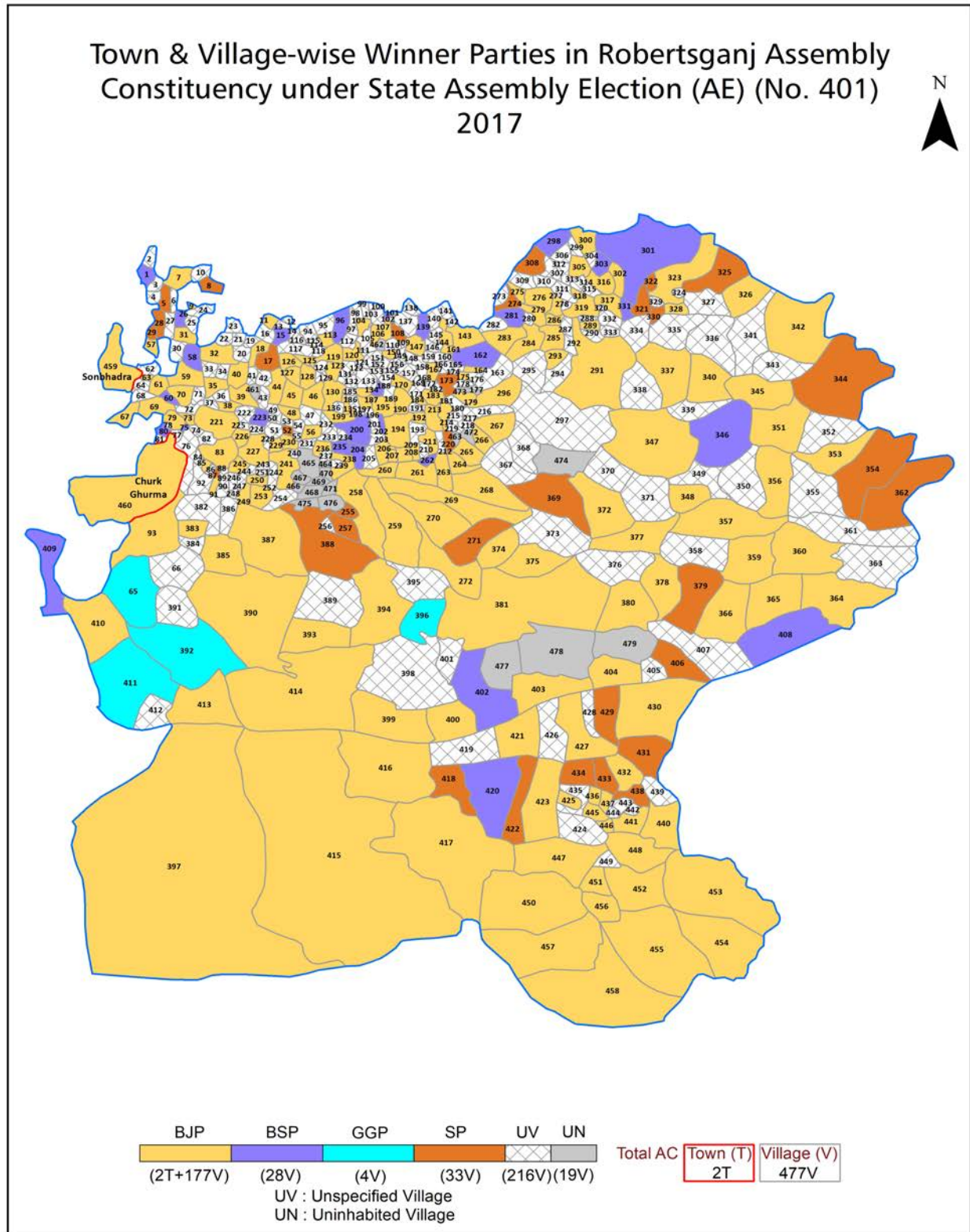
© Datanet India Pvt. Ltd.

All rights reserved. No part of this book may be reproduced, stored in a retrieval system or transmitted in any form or by any means, mechanical photocopying, photographing, scanning, recording or otherwise without the prior written permission of the publisher. Please refer to Disclaimer at page no. 334 for the use of this publication.

Printed in India

No.	Particulars	Page No.
	Introduction	
1	Assembly Constituency - (Vidhan Sabha) at a Glance Features of Assembly as per Delimitation Commission of India (2008)	1-2
	Location and Political Maps	
2	Location Map Boundaries of Assembly Constituency - (Vidhan Sabha) in District Boundaries of Assembly Constituency under Parliamentary Constituency - (Lok Sabha) Town & Village-wise Winner Parties-2022, 2019, 2017, 2014, 2012 and 2009	3-11
	Administrative Setup (2011)	
3	District Sub-district Towns Villages Inhabited Villages Uninhabited Villages Village Panchayat Intermediate Panchayat	12-34
	Demographics (2011)	
4	Population Households Rural/Urban Population Towns and Villages by Population Size Sex Ratio (Total & 0-6 Years) Religious Population Social Population Literacy Rate	35-36
	Electoral Features	
5	Important Dates of Last Elections Held Electors by Gender Service Electors Voters Voters Turnout Polling Stations & Average Number of Electors per Polling Station Electors by Age Group Present Elected Representatives	37-42
	Historical Summary Election Results	
6	Vote Share of Major Parties Winning Margin (Number & Percentage) Polarity of Parties Summary Result of Assembly Segment of Parliamentary Election 2019, 2014, 2009, 2004 and 1999 Summary Result of Assembly Elections 2022, 2017, 2012, 2007, 2002, 1996, 1993, 1991, 1989, 1985, 1980, 1977, 1974, 1969, 1967, 1962 and 1957	43-68
	Polling Station Level Election Results	
7	Name and Number of Polling Station 2022, 2019, 2017, 2014, 2012 and 2009 Polling Station-wise Electors, Voters & Voters Turnout 2022, 2019, 2017, 2014, 2012 and 2009 Polling Station wise Elections Results 2022, 2019, 2017, 2014, 2012 and 2009	69-290
8	Panchayat and Local Bodies Election Results Panchayat Result 2015 Urban Local Bodies Result 2012	291-312
	Share of Assembly Constituency	
9	Share of Assembly Constituency - (Vidhan Sabha) in State, District and Parliamentary Constituency - (Lok Sabha)	313
	Socio-Economic Amenities (2011)	
10	Access to Administrative Units Agricultural, Manufacturing and Industrial Commodities Demographic Indicators Education Health & Manpower Drinking Water Supply Sanitation Entertainment and Recreations Infrastructure Power Food Allocation Distribution and Marketing of Agriculture Commodities Infrastructure Transport and Road Infrastructure Communication Banking and Financial Services Land Use Irrigation Source	315-329
11	Abbreviation & Sources	330-333
12	Disclaimer	334

Location & Political Map



Administrative Setup

List of Village Panchayat & Intermediate Panchayat (Block) Name - 2011

Village Name	Village Panchayat Name	Intermediate Panchayat Name
Adalganj	Pakha	Chopan
Ahar Aura	Ahraura	Chatra
Aheyee Pashchim Patti	Kichari	Chatra
Aheyee Purab Patti	Kachari	Chatra
Ailkar	Aailakar	Chatra
Akachor	Urmauhra	Robertsganj
Alahi	Alai	Chatra
Amadih	Amadih	Nagwa
Amahata	Kothiyawa	Chatra
Amakon	Dabi	Nagwa
Amauli	Siddhi	Robertsganj
Amilia	Belgai	Chatra
Arajinarokhr	Ailkar	Chatra
Arauly	Arauli	Robertsganj
Arugur	Channi	Nagwa
Ashnabandh	Naktvar	Chopan
Atarauli Khurd	Harhua	Robertsganj
Babhangawa	Khadui	Chatra
Babhani	Babhniyaw3	Chatra
Baburi	Baburi	Chatra
Bachhudha	Markari	Robertsganj
Bagahi	Baghi	Chatra
Bagaura	Kurakala	Chatra
Bageshoti	Bagesoti	Chopan
Baghama	Markuri	Nagwa
Baghila Rampur	Naudiha	Chatra
Bagia	Bhitihania	Chopan
Bahera	Bargaon	Robertsganj
Bahera	Mauka;La	Nagwa

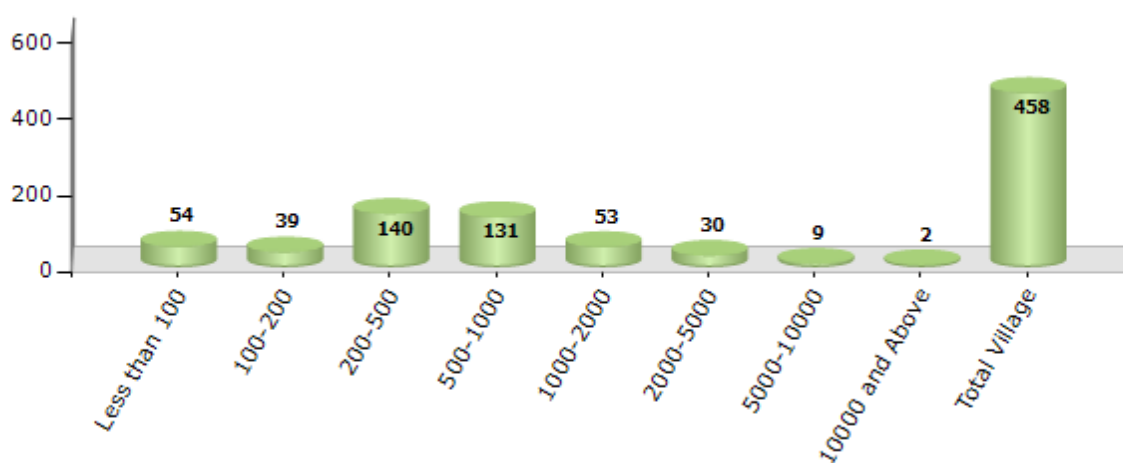
Contd....

Demographics

Number of Villages by Population Size - 2011

Less than 100	100-200	200-500	500-1000	1000-2000	2000-5000	5000-10000	10000 and Above	Total Village
54	39	140	131	53	30	9	2	458

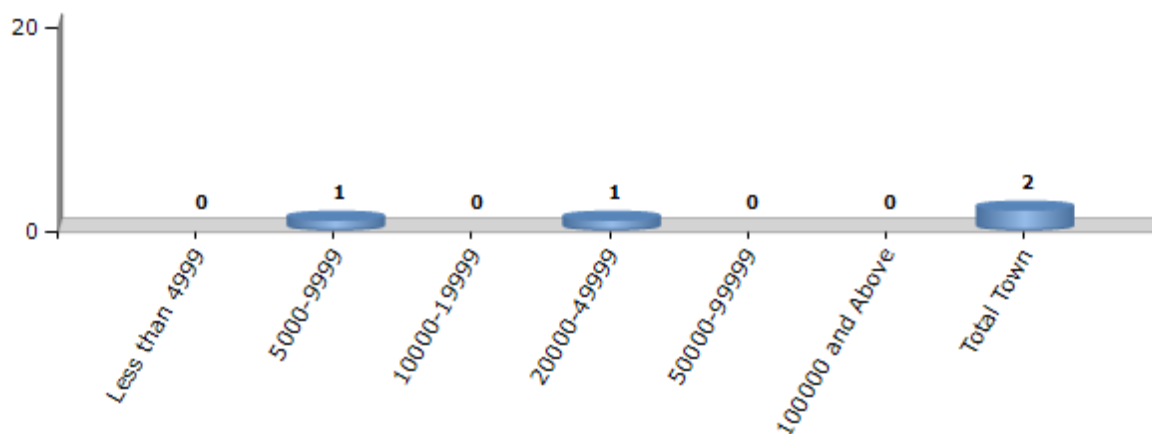
Number of Villages by Population Size - 2011



Number of Towns by Population Size - 2011

Less than 4999	5000-9999	10000-19999	20000-49999	50000-99999	100000 and Above	Total Town
0	1	0	1	0	0	2

Number of Towns by Population Size - 2011

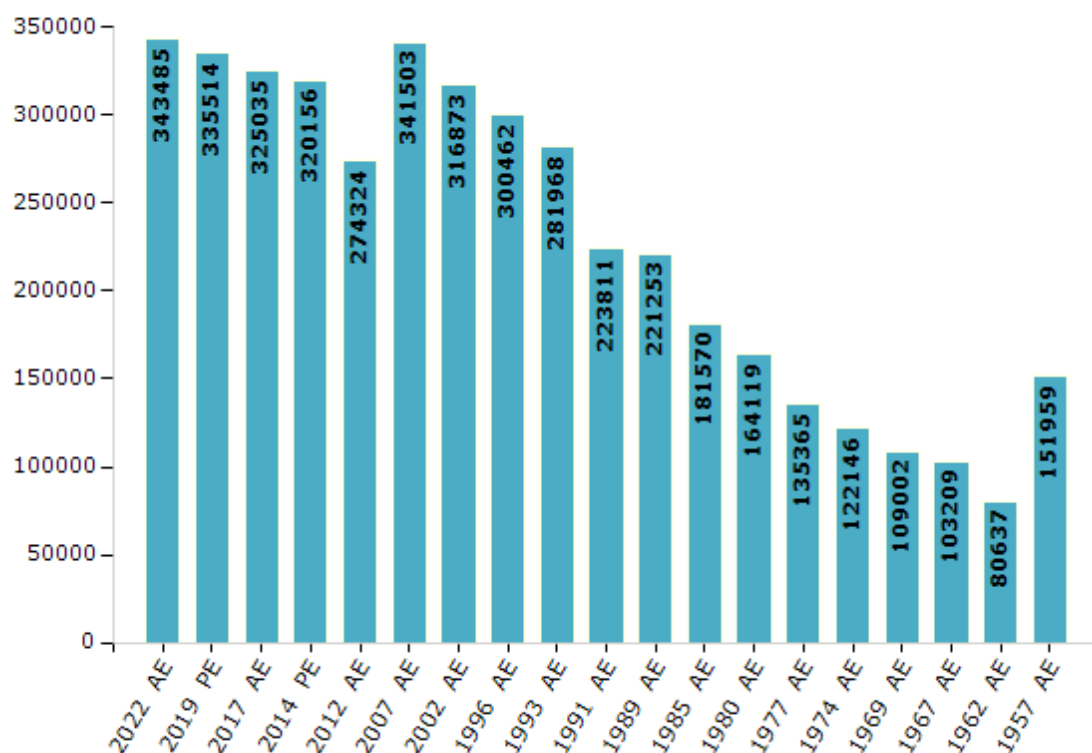


Electoral Features

Electors by Male & Female

Year	Male	Female	Others	Total	Year	Male	Female	Others	Total
2022 AE	183258	160215	12	343485	1991 AE	117852	105959	-	223811
2019 PE	180450	155060	4	335514	1989 AE	116243	105010	-	221253
2017 AE	175746	149285	4	325035	1985 AE	94428	87142	-	181570
2014 PE	175241	144912	3	320156	1980 AE	84860	79259	-	164119
2012 AE	149023	125301	0	274324	1977 AE	69805	65560	-	135365
2009 PE	-	-	-	-	1974 AE	62297	59849	-	122146
2007 AE	183475	158028	-	341503	1969 AE	55669	53333	-	109002
2004 PE	-	-	-	-	1967 AE	-	-	-	103209
2002 AE	172155	144718	-	316873	1962 AE	-	-	-	80637
1999 PE	-	-	-	-	1957 AE	-	-	-	151959
1996 AE	162751	137711	-	300462	1952 AE	-	-	-	-
1993 AE	150241	131727	-	281968					

Number of Electors



Note : AE : Assembly Election, PE : Assembly Segment of Parliamentary Election

Historical Summary Election Results

Summary Result of Assembly Election - 2017

Candidate Name	Party	Votes	Votes %
Bhupesh Chaubey	BJP	89932	44.21
Avinash Kushvaha	SP	49394	24.28
Sunil Kumar Singh Yadav	BSP	39336	19.34
Prabhudayal	IND	3697	1.82
Kailash Nath Prajapati	GGP	3326	1.63
Kali Prasad Dhangar	CPI	2536	1.25
Ramesh Dev Pandey	IND	2489	1.22
Ch. Yashvant Patel	RLD	2052	1.01
Navnit Kumar Singh	IND	1579	0.78
Tameshvar	IND	1224	0.6
Samriddhi Kushawaha	IND	1185	0.58
Prabha Shankar Lalsriwastva	IND	1060	0.52
Rahul Singh Yadav	NCP	844	0.41
Bindu Kumar	BSRD	686	0.34
Santosh Singh Patel	IND	654	0.32
Chandra Kumar	IND	601	0.3
M Ayub Khan	IND	598	0.29
M.So. Rajan	AMKP	560	0.28
Ram Shringar	JANADIP	522	0.26
	NOTA	1163	0.57

Polling Station Level Election Results

Number and Name of Polling Stations (PS) (2022)

Number of Polling Stations	Name of Polling Stations	Number of Polling Stations	Name of Polling Stations
1	Prathmik Vidhayalay Barwan	22	Raja Sharda Mahesh Inter College Robertsganj, R.No.-2
2	Prathmik Vidhayalay Jamgavan 1	23	R S M Inter College Robertsganj R. No. 3
3	Prathmik Vidhayalay Jamgavan 2	24	R S M Inter College Robertsganj R. No. 4
4	Prathmik Vidhayalay Kaithi	25	R S M Inter College Robertsganj R. No. 5
5	Prathmik Vidhayalay Pipari	26	R S M Inter College Robertsganj R. No. 6
6	Prathmik Vidhayalay Dharnipur	27	Sanskrit Mahavidhayalay Robertsganj, R.No.-1
7	Prathmik Vidhayalay Sajuar 1	28	Sanskrit Mahavidhayalay Robertsganj, R.No.-2
8	Prathmik Vidhayalay Sajuar 2	29	Sanskrit Mahavidhayalay Robertsganj, R.No.-3
9	Prathmik Vidhayalay Vijauli	30	Sanskrit Mahavidhayalay Robertsganj, R.No.-4
10	Prathmik Vidhayalay Vithgavan Nisf(V0) 1	31	Vivekanand Prekshagrih-1
11	Prathmik Vidhayalay Vithgavan Nisf(V0) 2	32	Vivekanand Prekshagrih-2
12	Prathmik Vidhayalay Pitha	33	Vivekanand Prekshagrih-3
13	Prathmik Vidhayalay Pali	34	Nagar Palika Hall, Robertsganj
14	Adarsh Inter College Robertsganj, R.No. 1	35	Rajkiya Kanya Inter College Robertsganj R. No. 1
15	Adarsh Inter College Robertsganj, R.No. 2	36	Rajkiya Kanya Inter College Robertsganj R. No. 2
16	Adarsh Inter College Robertsganj, R.No. 3	37	Rajkiya Kanya Inter College Robertsganj R. No. 3
17	Adarsh Inter College Robertsganj, R.No. 4	38	Rajkiya Kanya Inter College Robertsganj R. No. 4
18	Adarsh Inter College Robertsganj, R.No. 5 New Bulding	39	Rajkiya Kanya Inter College Robertsganj R. No. 7
19	Adarsh Inter College Robertsganj, R.No. 6 Naya Bhawan	40	Rajkiya Kanya Inter College Robertsganj R. No. 5
20	Adarsh Inter College Robertsganj, R.No. 7 Naya Bhawan	41	Rajkiya Kanya Inter College Robertsganj R. No. 8
21	Raja Sharda Mahesh Inter College Robertsganj, R.No.-1	42	Rajkiya Kanya Inter College Robertsganj R. No. 6

Contd....

Polling Station Level Election Results

Polling Station-wise Votes Secured by Overall Top Five Parties in Robertsganj Assembly in Assembly Election (AE) under Robertsganj Parliamentary Constituency in Uttar Pradesh (2022)

Number of Polling Station	Winner - Bhupesh Chaubey (BJP)	Runner-up - Avinash Kushwaha (SP)	3rd - Avinash Shukla (BSP)	4th - Vijay Shanker Yadav (CPI)	5th - Kamlesh Kumar (INC)	NOTA	Other	Total Votes Secured
36	148	169	14	0	2	0	6	339
37	249	206	25	1	17	2	0	500
38	174	154	22	1	1	1	2	355
39	139	128	6	2	4	1	2	282
40	161	113	51	0	10	4	3	342
41	163	84	18	2	12	3	1	283
42	194	179	86	2	8	3	4	476
43	166	107	28	2	6	0	1	310
44	111	202	31	0	4	3	1	352
45	146	149	9	0	3	2	1	310
46	248	166	6	1	2	1	2	426
47	231	173	62	2	7	4	3	482
48	189	155	54	3	1	2	1	405
49	225	132	54	3	3	3	5	425
50	248	252	17	0	3	4	4	528
51	149	95	15	1	6	4	1	271
52	408	200	101	9	6	10	12	746
53	356	179	66	8	8	16	14	647
54	397	267	31	6	8	6	11	726
55	283	171	31	1	2	1	3	492
56	250	142	23	1	5	3	4	428
57	265	152	15	0	4	2	1	439
58	299	142	28	5	10	6	5	495
59	235	129	29	7	11	8	6	425
60	184	104	29	0	6	3	4	330
61	206	152	62	2	0	1	3	426
62	130	141	123	1	1	5	6	407
63	114	75	133	0	4	3	3	332
64	130	258	130	13	5	12	9	557
65	304	196	168	6	1	2	11	688
66	48	129	193	6	5	5	4	390
67	270	408	91	6	7	7	7	796
68	348	55	125	8	15	3	10	564
69	266	60	217	5	9	18	12	587
70	223	234	218	4	7	4	10	700

Contd....

Polling Station Level Election Results

Winner, Runner-up and 3rd Party Position & Winning Margin According to Polling Stations in Robertsganj Assembly in Assembly Election (AE) under Robertsganj Parliamentary Constituency in Uttar Pradesh (2022)

Polling Station Number	Winner Party	Winner Votes (%)	Runner-up Party	Runner-up Votes (%)	Winning Margin Votes (%)	Third Party	Third Party Votes (%)	Other Votes (%)
71	SP	158 (40.93)	BSP	111 (28.76)	47 (12.17)	BJP	101 (26.17)	16 (4.15)
72	SP	390 (53.42)	BSP	147 (20.14)	243 (33.28)	BJP	142 (19.45)	51 (6.99)
73	BJP	225 (36.41)	SP	202 (32.69)	23 (3.72)	BSP	148 (23.95)	43 (6.96)
74	BJP	209 (39.58)	SP	170 (32.2)	39 (7.38)	BSP	128 (24.24)	21 (3.98)
75	SP	230 (54.5)	BJP	151 (35.78)	79 (18.72)	BSP	15 (3.55)	26 (6.16)
76	SP	260 (67.53)	BJP	70 (18.18)	190 (49.35)	BSP	22 (5.71)	33 (8.57)
77	SP	344 (78.9)	BJP	67 (15.37)	277 (63.53)	BSP	13 (2.98)	12 (2.75)
78	BJP	235 (48.86)	BSP	112 (23.28)	123 (25.58)	SP	96 (19.96)	38 (7.9)
79	SP	340 (63.2)	BJP	152 (28.25)	188 (34.95)	BSP	13 (2.42)	33 (6.13)
80	SP	157 (47.15)	BJP	117 (35.14)	40 (12.01)	BSP	26 (7.81)	33 (9.91)
81	SP	302 (50.33)	BJP	188 (31.33)	114 (19)	BSP	57 (9.5)	53 (8.83)
82	BJP	383 (56.24)	SP	204 (29.96)	179 (26.28)	BSP	57 (8.37)	37 (5.43)
83	SP	162 (48.5)	BJP	114 (34.13)	48 (14.37)	BSP	18 (5.39)	40 (11.98)
84	BJP	202 (46.12)	SP	166 (37.9)	36 (8.22)	BSP	46 (10.5)	24 (5.48)
85	BJP	307 (37.48)	BSP	300 (36.63)	7 (0.85)	SP	188 (22.95)	24 (2.93)
86	BJP	306 (58.06)	SP	130 (24.67)	176 (33.39)	BSP	74 (14.04)	17 (3.23)
87	BJP	311 (45.8)	SP	280 (41.24)	31 (4.56)	BSP	54 (7.95)	34 (5.01)
88	SP	270 (61.78)	BJP	125 (28.6)	145 (33.18)	BSP	25 (5.72)	17 (3.89)
89	BJP	183 (42.96)	SP	122 (28.64)	61 (14.32)	BSP	88 (20.66)	33 (7.75)
90	BJP	177 (47.33)	SP	174 (46.52)	3 (0.81)	BSP	13 (3.48)	10 (2.67)
91	SP	363 (60)	BJP	135 (22.31)	228 (37.69)	BSP	64 (10.58)	43 (7.11)
92	BJP	240 (42.78)	SP	240 (42.78)	0 (0)	BSP	52 (9.27)	29 (5.17)
93	BJP	291 (43.43)	SP	208 (31.04)	83 (12.39)	BSP	120 (17.91)	51 (7.61)
94	BJP	299 (71.19)	SP	53 (12.62)	246 (58.57)	BSP	51 (12.14)	17 (4.05)
95	BJP	254 (57.6)	SP	156 (35.37)	98 (22.23)	INC	7 (1.59)	24 (5.44)
96	SP	214 (41.96)	BJP	148 (29.02)	66 (12.94)	BSP	129 (25.29)	19 (3.73)
97	SP	287 (65.83)	BJP	133 (30.5)	154 (35.33)	BSP	4 (0.92)	12 (2.75)
98	BJP	220 (48.03)	SP	190 (41.48)	30 (6.55)	BSP	29 (6.33)	19 (4.15)
99	BJP	351 (54.76)	SP	181 (28.24)	170 (26.52)	BSP	81 (12.64)	28 (4.37)
100	BJP	214 (49.42)	SP	194 (44.8)	20 (4.62)	BSP	22 (5.08)	3 (0.69)
101	BSP	288 (52.84)	SP	154 (28.26)	134 (24.58)	BJP	83 (15.23)	20 (3.67)
102	SP	192 (33.45)	BJP	187 (32.58)	5 (0.87)	BSP	163 (28.4)	32 (5.57)
103	BJP	332 (45.54)	SP	243 (33.33)	89 (12.21)	BSP	130 (17.83)	24 (3.29)
104	BSP	238 (48.67)	BJP	140 (28.63)	98 (20.04)	SP	90 (18.4)	21 (4.29)
105	SP	327 (39.07)	BJP	295 (35.24)	32 (3.83)	BSP	157 (18.76)	58 (6.93)

Contd....

Socio-Economic Amenities - Rural

Access to Education Facilities

Particulars	Number of Villages (% of Population)				
	Available	Not Available	If Not Available (Distance of Nearest Facility)		
			A	B	C
Govt. Primary School	235 (64)	223 (36)	122 (8)	3 (1)	2 (0)
Private Primary School	39 (29)	419 (71)	7 (1)	0 (0)	0 (0)
Govt. Middle School	114 (44)	344 (56)	191 (20)	21 (3)	7 (1)
Private Middle School	23 (21)	435 (79)	17 (2)	5 (0)	2 (0)
Govt. Secondary School	13 (2)	445 (98)	64 (10)	53 (8)	21 (5)
Private Secondary School	23 (27)	435 (73)	88 (10)	45 (7)	48 (8)
Govt. Senior Secondary School	8 (1)	450 (99)	43 (6)	56 (9)	54 (10)
Private Senior Secondary School	20 (26)	438 (74)	84 (12)	51 (7)	55 (8)
Govt. Arts and Science Degree College	9 (2)	449 (98)	7 (1)	29 (5)	107 (21)
Private Arts and Science Degree College	2 (0)	456 (100)	7 (1)	17 (2)	130 (17)
Govt. Engineering College	0 (0)	458 (100)	1 (0)	4 (0)	235 (36)
Private Engineering College	2 (0)	456 (100)	3 (1)	2 (0)	12 (3)
Govt. Medicine College	0 (0)	458 (100)	9 (1)	10 (3)	234 (36)
Private Medicine College	0 (0)	458 (100)	0 (0)	2 (0)	7 (2)
Govt. Management Institute	0 (0)	458 (100)	2 (0)	1 (0)	211 (32)
Private Management Institute	0 (0)	458 (100)	0 (0)	0 (0)	24 (4)
Govt. Polytechnic	3 (2)	455 (98)	1 (0)	6 (1)	249 (36)
Private Polytechnic	0 (0)	458 (100)	0 (0)	0 (0)	16 (3)
Govt. Vocational Training School/ITI	4 (2)	454 (98)	1 (0)	1 (0)	149 (28)
Private Vocational Training School/ITI	0 (0)	458 (100)	4 (1)	3 (0)	115 (15)
Govt. Non Formal Training Centre	26 (5)	432 (95)	5 (1)	15 (2)	109 (17)
Private Non Formal Training Centre	1 (0)	457 (100)	1 (0)	0 (0)	11 (2)
Govt. School For Disabled	18 (4)	440 (96)	3 (1)	2 (0)	162 (20)
Private School For Disabled	1 (0)	457 (100)	0 (0)	0 (0)	3 (1)
Government Others	28 (7)	430 (93)	1 (0)	1 (0)	13 (3)
Private Others	1 (0)	457 (100)	0 (0)	0 (0)	0 (0)

Note : Distance A : Less than 5 km; B : Between 5-10 km; C : 10+ km.; Source : Data Analysis is based on 2011 Census.

DISCLAIMER

The Terms of Use and Disclaimer of Datanet India Private Limited (hereinafter referred to as "Datanet") for use of this analysis report of **Robertsganj Assembly Constituency (Robertsganj Vidhan Sabha)** :-

1. **Assembly Factbook™** is a Registered Trade Mark owned by Datanet.
2. All the maps are sketched and graphical representation only and have not been drawn to the scale and also not to represent the actual geographical area or boundary of the unit.
3. The data for the aforesaid analysis is based on authentic sources and has been culled from the various publications of Census, CSO and NSSO for district and block level data, various central and state government departments, Central & State Elections Commissions and the concerned Returning Officers' releases, Electoral Rolls, Election results and allied publications, internal assessment, surveys, estimates and analysis. Therefore, certain adjustment of data at micro level may have been done to arrive closer to the macro data.
4. Data have been provided on an "As Is" and "As AVAILABLE" basis
5. The colours shown in the maps or diagram and charts of a particular party, alliance or AC are indicative and do not represent them.
6. This publication which includes maps, sheets, graphs and data would be the property under copyright of Datanet only. The user may use these for its internal study, analysis and research purposes. It's public display, re-selling or any commercial uses by the user are not allowed.
7. Datanet has taken due care and caution in compilation and processing of data and allied information, but does not guarantee the accuracy, adequacy or completeness of any information/analysis and will be not responsible for any errors or omissions or for the results obtained from the use of such information/analysis.
8. All the contents for the publication have been culled from various authentic sources and Datanet reasonably believes such sources to be reliable, but does not make any representations, express or implied as to the accuracy or fitness of use of such information. The information or contents of the information/analysis do not constitute advice and should not be relied upon in making (or refraining from making) any decision. Any reliance placed upon the information provided by Datanet is the sole responsibility and strictly at the user's risk.
9. In no event will Datanet be liable for any damages (including, without limitation, damages for loss of business projects, or loss of profits) arising in contract, tort or otherwise from the use of or inability to use any of its contents, or from any action taken (or refrained from being taken) as a result of using the analysis or any of its contents. Datanet its directors, owners, editors, officials, employees, distributor and agents or any associate will not be liable for any errors in the information contained or any consequences arising from the use of the contents of the provided information/analysis.
10. If any provision of these terms and conditions is held invalid or illegal or unenforceable for any reason by any court of competent jurisdiction, such provision shall be severed and the remainder of provisions of the terms and conditions shall continue in full force and effect as if the Term of Use had been executed with the invalid, illegal or unenforceable provision eliminated.
11. If there are any discrepancies in the information provided, please bring it to attention of Datanet for suitable rectification measures.

Buy Online This Complete Book At
Datanet India eBooks Store

www.indiastatpublications.com

or go directly at

[http://www.indiastatpublications.com/
Assembly_factbook/Uttar Pradesh/Robertsganj/ Robertsganj](http://www.indiastatpublications.com/Assembly_factbook/Uttar%20Pradesh/Robertsganj/Robertsganj)



i indiastat**elections**

ISBN : 978-93-5905-704-0



9 789359 057040