



Uttar Pradesh

Assembly Factbook™

Lucknow North Assembly Constituency



Key Electoral Data of Lucknow North
Assembly Constituency (Vidhan Sabha)

Uttar Pradesh

Assembly Factbook™

Lucknow North Assembly Constituency



Lucknow North Vidhan Sabha

Editor & Director

Dr. R.K. Thukral

Research Editor

Dr. Shafeeq Rahman

**Compiled, Researched and Published by
Datanet India Pvt. Ltd.**

D-100, 1st Floor,
Okhla Industrial Area, Phase-I,
New Delhi- 110020.
Ph.: 91-11- 43580781-84
Email : support@indiastatpublications.com
Website : www.indiastatelections.com

Online Book Store :

www.indiastatpublications.com

Report No. : AFB/UP-172-0123

ISBN : 978-93-5822-454-2

First Edition : January, 2018

Sixth Updated Edition : January, 2023

Price : Rs.11500/-

US\$ 310

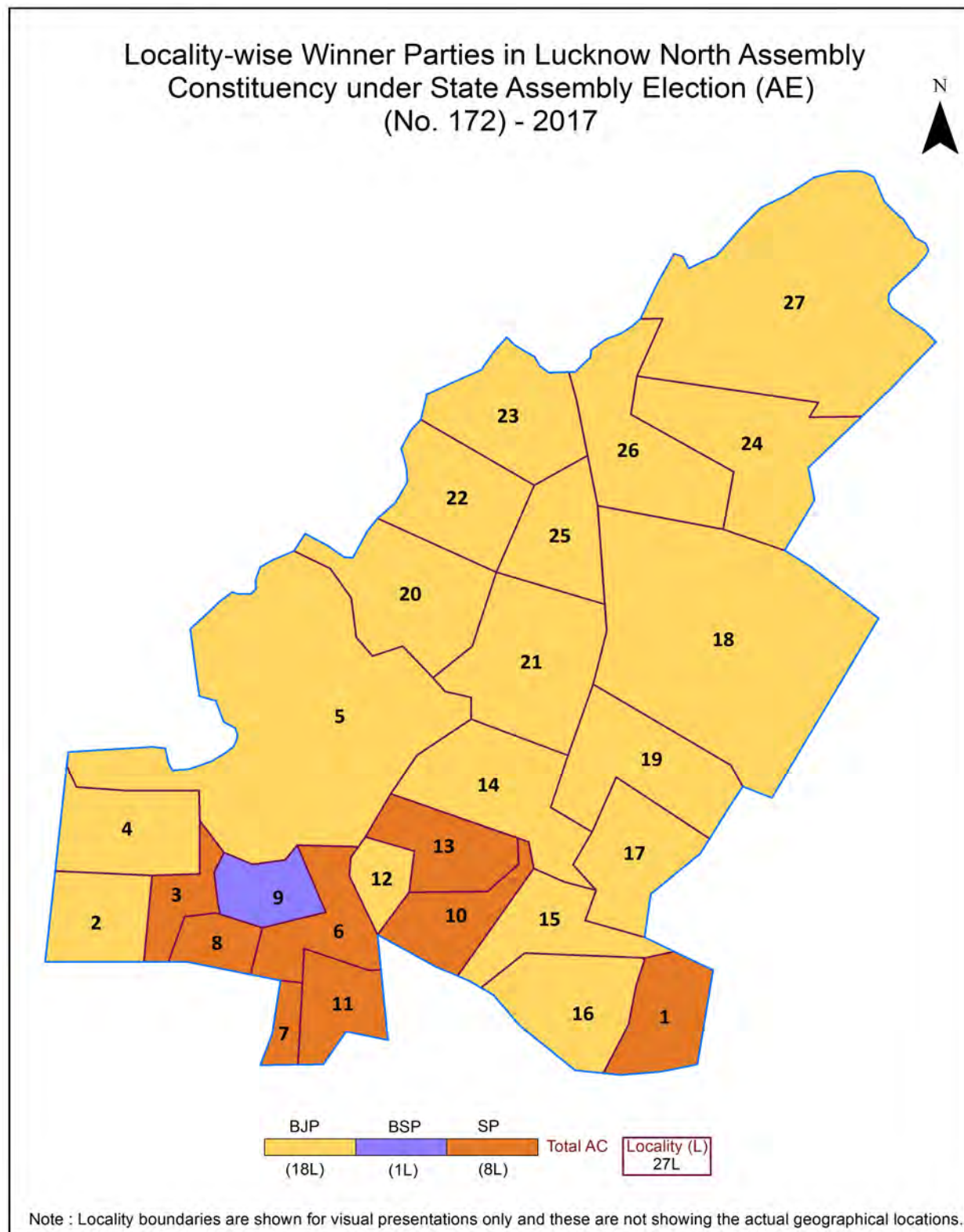
© Datanet India Pvt. Ltd.

All rights reserved. No part of this book may be reproduced, stored in a retrieval system or transmitted in any form or by any means, mechanical photocopying, photographing, scanning, recording or otherwise without the prior written permission of the publisher. Please refer to Disclaimer at page no. 188 for the use of this publication.

Printed in India

No.	Particulars	Page No.
	Introduction	
1	Assembly Constituency - (Vidhan Sabha) at a Glance Features of Assembly as per Delimitation Commission of India (2008)	1-2
	Location and Political Maps	
2	Location Map Boundaries of Assembly Constituency - (Vidhan Sabha) in District Boundaries of Assembly Constituency under Parliamentary Constituency - (Lok Sabha) Locality-wise Winner Parties-2022, 2019, 2017 and 2014	3-9
	Administrative Setup (2011)	
3	District Sub-district Towns Villages Inhabited Villages Uninhabited Villages Village Panchayat Intermediate Panchayat	10
	Demographics (2011)	
4	Population Households Rural/Urban Population Sex Ratio (Total & 0-6 Years) Religious Population Social Population Literacy Rate	11
	Electoral Features	
5	Important Dates of Last Elections Held Electors by Gender Service Electors Voters Voters Turnout Polling Stations & Average Number of Electors per Polling Station Electors by Age Group Present Elected Representatives	12-17
	Historical Summary Election Results	
6	Vote Share of Major Parties Winning Margin (Number & Percentage) Polarity of Parties Summary Result of Assembly Segment of Parliamentary Election 2019, 2014 and 2009 Summary Result of Assembly Elections 2022, 2017 and 2012	18-28
	Polling Station Level Election Results	
7	Name and Number of Polling Station 2022, 2019, 2017 and 2014 Polling Station-wise Electors, Voters & Voters Turnout 2022, 2019, 2017 and 2014 Polling Station wise Elections Results 2022, 2019, 2017 and 2014	29-180
8	Panchayat and Local Bodies Election Results Urban Local Bodies Result 2012	181
	Share of Assembly Constituency	
9	Share of Assembly Constituency - (Vidhan Sabha) in State, District and Parliamentary Constituency - (Lok Sabha)	182
10	Abbreviation & Sources	184-187
11	Disclaimer	188

Location & Political Map

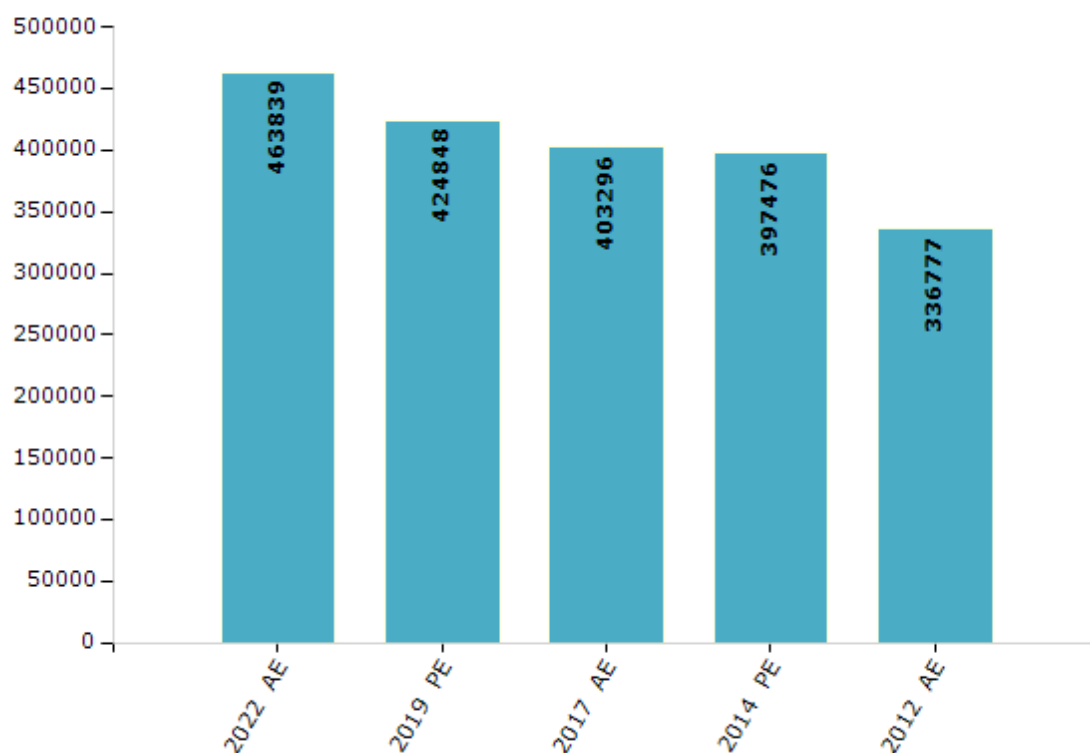


Electoral Features

Electors by Male & Female

Year	Male	Female	Others	Total	Year	Male	Female	Others	Total
2022 AE	248709	215103	27	463839	1991 AE	-	-	-	-
2019 PE	228861	195971	16	424848	1989 AE	-	-	-	-
2017 AE	218388	184893	15	403296	1985 AE	-	-	-	-
2014 PE	215391	182053	32	397476	1980 AE	-	-	-	-
2012 AE	183304	153473	0	336777	1977 AE	-	-	-	-
2009 PE	-	-	-	-	1974 AE	-	-	-	-
2007 AE	-	-	-	-	1969 AE	-	-	-	-
2004 PE	-	-	-	-	1967 AE	-	-	-	-
2002 AE	-	-	-	-	1962 AE	-	-	-	-
1999 PE	-	-	-	-	1957 AE	-	-	-	-
1996 AE	-	-	-	-	1952 AE	-	-	-	-
1993 AE	-	-	-	-					

Number of Electors



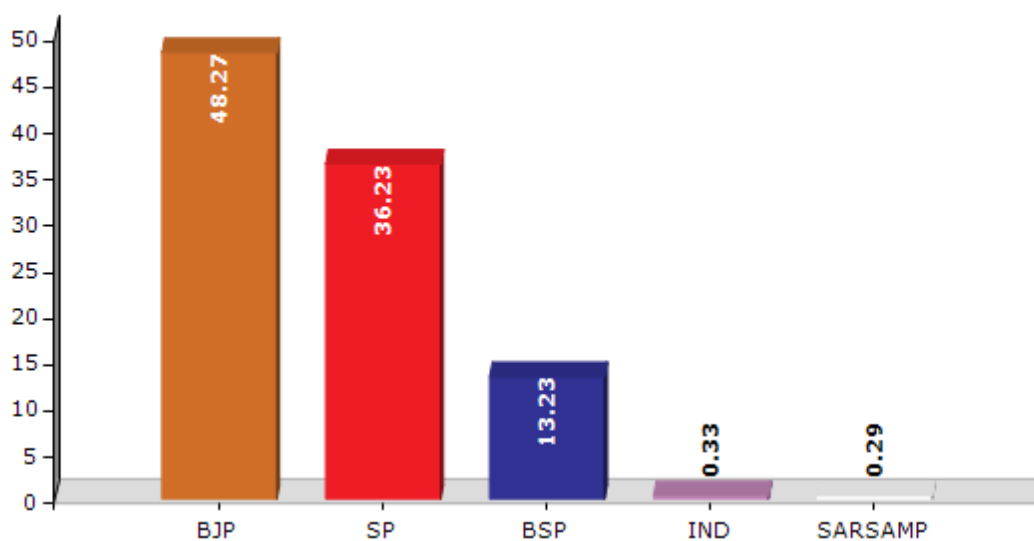
Note : AE : Assembly Election, PE : Assembly Segment of Parliamentary Election

Historical Summary Election Results

Summary Result of Assembly Election - 2017

Candidate Name	Party	Votes	Votes %
Dr.Neeraj Bora	BJP	109315	48.27
Abhishek Mishr	SP	82039	36.23
Ajay Kumar Srivastava	BSP	29955	13.23
Sanjay Singh Rana	IND	749	0.33
Dr,Seema Singh	SARSAMP	663	0.29
Ashutosh Singh Chauhan	IND	599	0.26
Amar Kumar Raizada	ABJS	544	0.24
Ansar Ahmad	IND	229	0.1
Someshwar Panday	ISSP	216	0.1
Neeraj Kumar Jaisawal	NYP	194	0.09
Hemlata Sharma	PDD	174	0.08
Kafeel Ahmad Khan	RASHVIP	139	0.06
Hasan Agha Jafri	MANBP	134	0.06
Shambhu Prasad Divedi	FJP	127	0.06
	NOTA	1370	0.6

Votes Percentage of Top Parties - 2017



Polling Station Level Election Results

Number and Name of Polling Stations (PS) (2022)

Number of Polling Stations	Name of Polling Stations	Number of Polling Stations	Name of Polling Stations
1	Atul Memo. Inter College Janrailganj Room No-1	21	Pra Vi Mushahavganj Room No-1
2	Atul Memo. Inter College Janrailganj Room No-2	22	Pra Vi Mushahavganj Room No-2
3	Atul Memo. Inter College Janrailganj Room No-3	23	Pra Vi Mushahavganj Room No-3
4	Atul Memo. Inter College Janrailganj Room No-4	24	Pra Vi Mushahavganj Room No-4
5	Atul Memo. Inter College Janrailganj Room No-5	25	Pra Vi Mushahavganj Room No-5
6	Atul Memo. Inter College Janrailganj Room No-6	26	Pra Vi Mushahavganj Room No-6
7	Highways Public School Janrailganj Room No-1	27	Purva Madhyamik Kanya Vidyllya Mushabganj Room No-1
8	Highways Public School Janrailganj Room No-2	28	Purva Madhyamik Kanya Vidyllya Mushabganj Room No-2
9	Highways Public School Janrailganj Room No-3	29	Pra Vidyalaya Gaughat Room No-1
10	Highways Public School Janrailganj Room No-4	30	C H C Acedemy Sajjadbagh Room No-1
10A	Highways Public School Janrailganj Room No-5	31	C H C Acedemy Sajjadbagh Room No-2
11	St Zosef Inter College Hardoi Road Room No-1	32	C H C Acedemy Sajjadbagh Room No-3
12	St Zosef Inter College Hardoi Road Room No-2	33	C H C Acedemy Sajjadbagh Room No-4
13	St Zosef Inter College Hardoi Road Room No-3	34	C H C Acedemy Sajjadbagh Room No-5
14	Mahatma Memorial Public School Nagariya Thakurganj Room No-1	35	C H C Acedemy Sajjadbagh Room No-6
15	Mahatma Memorial Public School Nagariya Thakurganj Room No-2	36	C H C Acedemy Sajjadbagh Room No-7
16	Mahatma Memorial Public School Nagariya Thakurganj Room No-3	37	C H C Acedemy Sajjadbagh Room No-8
17	Mahatma Memorial Public School Nagariya Thakurganj Room No-4	38	Husainabad Trust Office Husainabad Room No-1
18	Mahatma Memorial Public School Nagariya Thakurganj Room No-5	38A	Husainabad Trust Office Husainabad Room No-7
19	Mahatma Memorial Public School Nagariya Thakurganj Room No-6	39	Husainabad Trust Office Husainabad Room No-2
20	Mahatma Memorial Public School Nagariya Thakurganj Room No-7	40	Husainabad Trust Office Husainabad Room No-3

Contd....

Polling Station Level Election Results

Polling Station-wise Votes Secured by Overall Top Five Parties in Lucknow North Assembly in Assembly Election (AE) under Lucknow Parliamentary Constituency in Uttar Pradesh (2022)

Number of Polling Station	Winner - Dr. Neeraj Bora (BJP)	Runner-up - Pooja Shukla (SP)	3rd - Mohd Sarwar Malik (BSP)	4th - Ajay Kumar Srivastava (INC)	5th - Amit Shrivastav 'Tyagi' (AAP)	NOTA	Other	Total Votes Secured
35	437	264	23	7	1	1	7	740
36	276	425	23	6	2	6	4	742
37	355	298	28	4	1	0	0	686
38	47	287	12	11	3	3	3	366
38A	63	277	5	3	0	2	1	351
39	55	573	15	8	2	0	1	654
40	93	464	14	3	1	0	2	577
41	79	605	4	6	2	1	2	699
42	40	575	2	8	2	1	1	629
43	34	602	13	0	0	3	4	656
44	227	166	7	3	1	3	6	413
44A	210	176	7	5	1	0	6	405
45	242	442	7	7	0	2	2	702
46	327	284	12	7	0	6	7	643
47	49	309	3	2	0	1	0	364
48	519	94	2	22	3	6	7	653
49	427	251	21	14	5	7	6	731
50	388	343	25	7	9	4	6	782
51	84	547	14	4	0	0	1	650
52	116	424	30	7	1	1	2	581
53	98	513	25	2	0	0	4	642
54	8	707	4	3	0	5	2	729
55	25	499	3	2	0	2	3	534
56	21	686	3	1	1	4	0	716
57	24	747	6	3	0	2	2	784
58	15	655	9	2	0	3	3	687
59	16	672	6	2	1	1	3	701
60	35	545	4	7	1	4	2	598
61	16	609	7	6	0	1	1	640
62	20	654	2	7	2	5	3	693
63	151	515	6	15	5	4	3	699
64	128	613	11	5	2	9	6	774
65	10	440	7	4	1	4	3	469
66	19	485	7	5	2	0	1	519
67	25	281	1	4	0	2	3	316

Contd....

Polling Station Level Election Results

Winner, Runner-up and 3rd Party Position & Winning Margin According to Polling Stations in Lucknow North Assembly in Assembly Election (AE) under Lucknow Parliamentary Constituency in Uttar Pradesh (2022)

Polling Station Number	Winner Party	Winner Votes (%)	Runner-up Party	Runner-up Votes (%)	Winning Margin Votes (%)	Third Party	Third Party Votes (%)	Other Votes (%)
68	SP	398 (74.12)	BJP	120 (22.35)	278 (51.77)	INC	12 (2.23)	7 (1.3)
69	SP	454 (81.36)	BJP	88 (15.77)	366 (65.59)	INC	6 (1.08)	10 (1.79)
70	SP	613 (89.88)	BJP	45 (6.6)	568 (83.28)	AAP	9 (1.32)	15 (2.2)
71	SP	579 (90.19)	BJP	38 (5.92)	541 (84.27)	INC	9 (1.4)	16 (2.49)
72	BJP	388 (75.49)	SP	100 (19.46)	288 (56.03)	INC	13 (2.53)	13 (2.53)
73	BJP	407 (79.8)	SP	73 (14.31)	334 (65.49)	BSP	14 (2.75)	16 (3.14)
74	BJP	281 (83.88)	SP	43 (12.84)	238 (71.04)	INC	10 (2.99)	1 (0.3)
75	BJP	388 (85.09)	SP	50 (10.96)	338 (74.13)	INC	12 (2.63)	6 (1.32)
76	BJP	398 (67.69)	SP	172 (29.25)	226 (38.44)	INC	8 (1.36)	10 (1.7)
77	SP	372 (90.73)	BJP	26 (6.34)	346 (84.39)	BSP	5 (1.22)	7 (1.71)
78	SP	373 (95.15)	BJP	13 (3.32)	360 (91.83)	AAP	3 (0.77)	3 (0.77)
79	SP	226 (65.51)	BJP	99 (28.7)	127 (36.81)	INC	9 (2.61)	11 (3.19)
79A	SP	214 (62.21)	BJP	113 (32.85)	101 (29.36)	BSP	6 (1.74)	11 (3.2)
80	SP	407 (64.2)	BJP	209 (32.97)	198 (31.23)	BSP	10 (1.58)	8 (1.26)
81	BJP	417 (74.46)	SP	128 (22.86)	289 (51.6)	INC	5 (0.89)	10 (1.79)
82	SP	623 (83.29)	BJP	81 (10.83)	542 (72.46)	BSP	25 (3.34)	19 (2.54)
83	BJP	623 (72.53)	SP	196 (22.82)	427 (49.71)	BSP	17 (1.98)	23 (2.68)
84	SP	596 (93.86)	BJP	26 (4.09)	570 (89.77)	INC	4 (0.63)	9 (1.42)
85	SP	459 (59.92)	BJP	216 (28.2)	243 (31.72)	BSP	64 (8.36)	27 (3.52)
86	SP	486 (70.03)	BJP	144 (20.75)	342 (49.28)	BSP	42 (6.05)	22 (3.17)
87	SP	638 (89.99)	BJP	41 (5.78)	597 (84.21)	AAP	9 (1.27)	21 (2.96)
88	BJP	321 (55.54)	SP	236 (40.83)	85 (14.71)	BSP	9 (1.56)	12 (2.08)
89	BJP	370 (64.69)	SP	173 (30.24)	197 (34.45)	BSP	17 (2.97)	12 (2.1)
90	SP	294 (50.6)	BJP	201 (34.6)	93 (16)	BSP	81 (13.94)	5 (0.86)
91	BJP	198 (49.13)	SP	160 (39.7)	38 (9.43)	BSP	32 (7.94)	13 (3.23)
92	BJP	318 (45.11)	SP	297 (42.13)	21 (2.98)	BSP	68 (9.65)	22 (3.12)
93	BJP	360 (76.11)	SP	93 (19.66)	267 (56.45)	BSP	9 (1.9)	11 (2.33)
93A	BJP	232 (59.49)	SP	132 (33.85)	100 (25.64)	INC	7 (1.79)	19 (4.87)
94	BJP	240 (71.64)	SP	75 (22.39)	165 (49.25)	BSP	15 (4.48)	5 (1.49)
94A	BJP	263 (70.89)	SP	83 (22.37)	180 (48.52)	BSP	12 (3.23)	13 (3.5)
95	BJP	394 (70.23)	SP	129 (22.99)	265 (47.24)	BSP	15 (2.67)	23 (4.1)
96	BJP	212 (61.45)	SP	119 (34.49)	93 (26.96)	BSP	8 (2.32)	6 (1.74)
96A	BJP	144 (49.66)	SP	136 (46.9)	8 (2.76)	BSP	4 (1.38)	6 (2.07)
97	BJP	386 (63.28)	SP	152 (24.92)	234 (38.36)	BSP	49 (8.03)	23 (3.77)
98	BJP	356 (49.1)	SP	343 (47.31)	13 (1.79)	BSP	12 (1.66)	14 (1.93)

Contd....

DISCLAIMER

The Terms of Use and Disclaimer of Datanet India Private Limited (hereinafter referred to as "Datanet") for use of this analysis report of **Lucknow North Assembly Constituency (Lucknow North Vidhan Sabha)** :-

1. **Assembly Factbook™** is a Registered Trade Mark owned by Datanet.
2. All the maps are sketched and graphical representation only and have not been drawn to the scale and also not to represent the actual geographical area or boundary of the unit.
3. The data for the aforesaid analysis is based on authentic sources and has been culled from the various publications of Census, CSO and NSSO for district and block level data, various central and state government departments, Central & State Elections Commissions and the concerned Returning Officers' releases, Electoral Rolls, Election results and allied publications, internal assessment, surveys, estimates and analysis. Therefore, certain adjustment of data at micro level may have been done to arrive closer to the macro data.
4. Data have been provided on an "As Is" and "As AVAILABLE" basis
5. The colours shown in the maps or diagram and charts of a particular party, alliance or AC are indicative and do not represent them.
6. This publication which includes maps, sheets, graphs and data would be the property under copyright of Datanet only. The user may use these for its internal study, analysis and research purposes. It's public display, re-selling or any commercial uses by the user are not allowed.
7. Datanet has taken due care and caution in compilation and processing of data and allied information, but does not guarantee the accuracy, adequacy or completeness of any information/analysis and will be not responsible for any errors or omissions or for the results obtained from the use of such information/analysis.
8. All the contents for the publication have been culled from various authentic sources and Datanet reasonably believes such sources to be reliable, but does not make any representations, express or implied as to the accuracy or fitness of use of such information. The information or contents of the information/analysis do not constitute advice and should not be relied upon in making (or refraining from making) any decision. Any reliance placed upon the information provided by Datanet is the sole responsibility and strictly at the user's risk.
9. In no event will Datanet be liable for any damages (including, without limitation, damages for loss of business projects, or loss of profits) arising in contract, tort or otherwise from the use of or inability to use any of its contents, or from any action taken (or refrained from being taken) as a result of using the analysis or any of its contents. Datanet its directors, owners, editors, officials, employees, distributor and agents or any associate will not be liable for any errors in the information contained or any consequences arising from the use of the contents of the provided information/analysis.
10. If any provision of these terms and conditions is held invalid or illegal or unenforceable for any reason by any court of competent jurisdiction, such provision shall be severed and the remainder of provisions of the terms and conditions shall continue in full force and effect as if the Term of Use had been executed with the invalid, illegal or unenforceable provision eliminated.
11. If there are any discrepancies in the information provided, please bring it to attention of Datanet for suitable rectification measures.

Buy Online This Complete Book At
Datanet India eBooks Store

www.indiastatpublications.com

or go directly at

[http://www.indiastatpublications.com/
Assembly_factbook/Uttar Pradesh/Lucknow/ Lucknow_North](http://www.indiastatpublications.com/Assembly_factbook/Uttar%20Pradesh/Lucknow/Lucknow_North)

 **indiastat**elections

ISBN : 978-93-5822-454-2



9 789358 224542