



Tamil Nadu

Assembly Factbook™

Tiruppur (South) Assembly Constituency



Key Electoral Data of Tiruppur (South)
Assembly Constituency (Vidhan Sabha)

Tamil Nadu

Assembly Factbook™

Tiruppur (South) Assembly Constituency



Tiruppur (South) Vidhan Sabha

Editor & Director

Dr. R.K. Thukral

Research Editor

Dr. Shafeeq Rahman

Compiled, Researched and Published by Datanet India Pvt. Ltd.

D-100, 1st Floor,

Okhla Industrial Area, Phase-I,
New Delhi- 110020.

Ph.: 91-11- 43580781-84

Email : support@indiastatpublications.com

Website : www.indiastatelections.com

Online Book Store :

www.indiastatpublications.com

Report No. : AFB/TN-114-0123

ISBN : 978-93-5313-896-7

First Edition : January, 2018

Sixth Updated Edition : January, 2023

Price : Rs. 11500/-

US\$ 310

© Datanet India Pvt. Ltd.

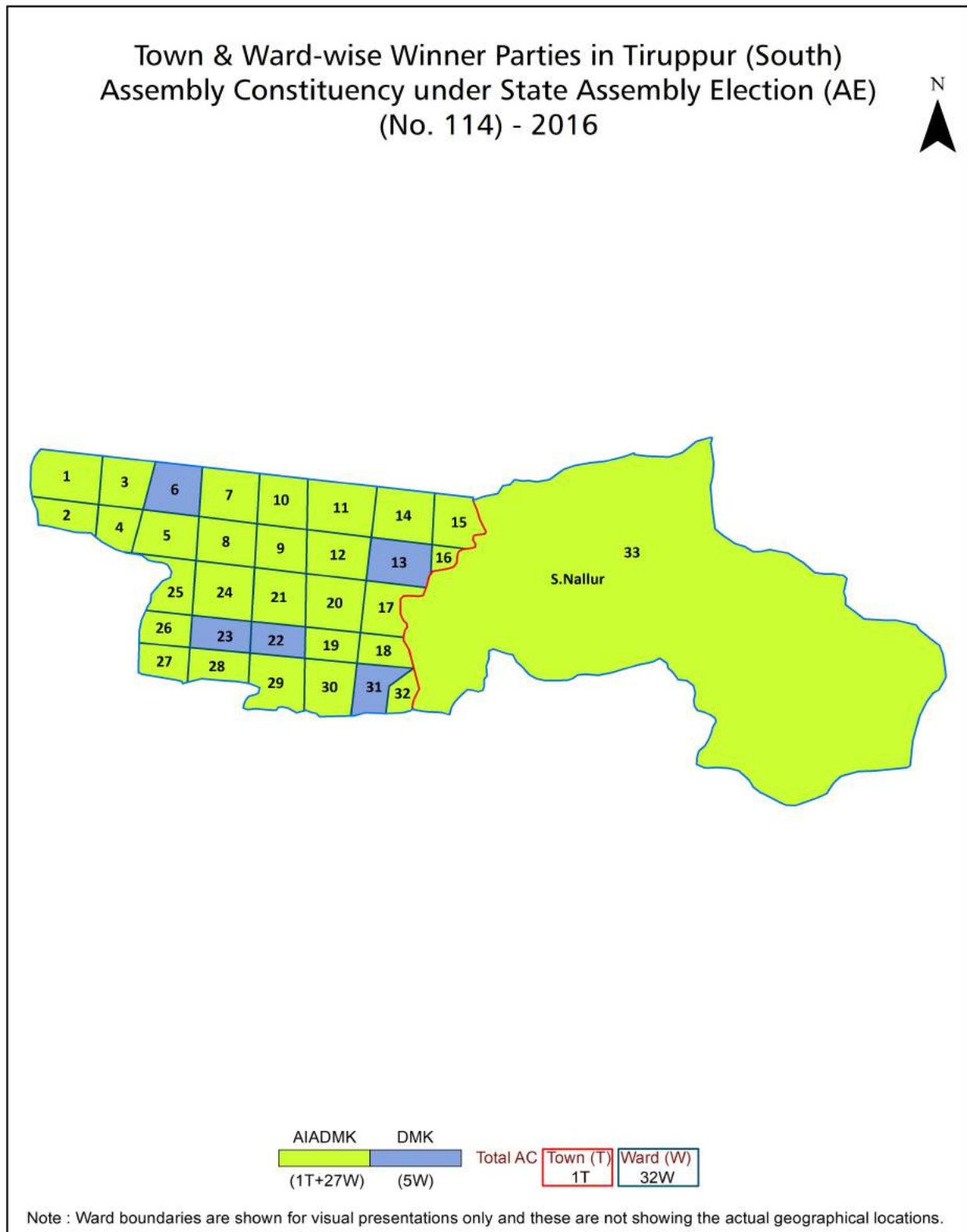
All rights reserved. No part of this book may be reproduced, stored in a retrieval system or transmitted in any form or by any means, mechanical photocopying, photographing, scanning, recording or otherwise without the prior written permission of the publisher. Please refer to Disclaimer at page no. 189 for the use of this publication.

Printed in India

Contents

No.	Particulars	Page No.
	Introduction	
1	Assembly Constituency - (Vidhan Sabha) at a Glance Features of Assembly as per Delimitation Commission of India (2008)	1-2
	Location and Political Maps	
2	Location Map Boundaries of Assembly Constituency - (Vidhan Sabha) in District Boundaries of Assembly Constituency under Parliamentary Constituency - (Lok Sabha) Town & Ward-wise Winner Parties- 2021, 2019, 2016, 2014, 2011 and 2009	3-11
	Administrative Setup (2011)	
3	District Sub-district Towns Villages Inhabited Villages Uninhabited Villages Village Panchayat Intermediate Panchayat	12
	Demographics (2011)	
4	Population Households Rural/Urban Population Towns and Ward by Population Size Sex Ratio (Total & 0-6 Years) Religious Population Social Population Literacy Rate	13-15
	Electoral Features	
5	Important Dates of Last Elections Held Electors by Gender Service Electors Voters Voters Turnout Polling Stations & Average Number of Electors per Polling Station Electors by Age Group Present Elected Representatives	16-21
	Historical Summary Election Results	
6	Vote Share of Major Parties Winning Margin (Number & Percentage) Polarity of Parties Summary Result of Assembly Segment of Parliamentary Elections 2019, 2014 and 2009 Summary Result of Assembly Elections 2021, 2016 and 2011	22-31
	Polling Station Level Election Results	
7	Name and Number of Polling Station 2021, 2019, 2016, 2014, 2011 and 2009 Polling Station-wise Electors, Voters & Voters Turnout 2021, 2019, 2016, 2014, 2011 and 2009 Polling Station wise Elections Results 2021, 2019, 2016, 2014, 2011 and 2009	32-184
	Share of Assembly Constituency	
8	Share of Assembly Constituency - (Vidhan Sabha) in State, District and Parliamentary Constituency - (Lok Sabha)	185
9	Abbreviation & Sources	186-188
10	Disclaimer	189

Location & Political Map

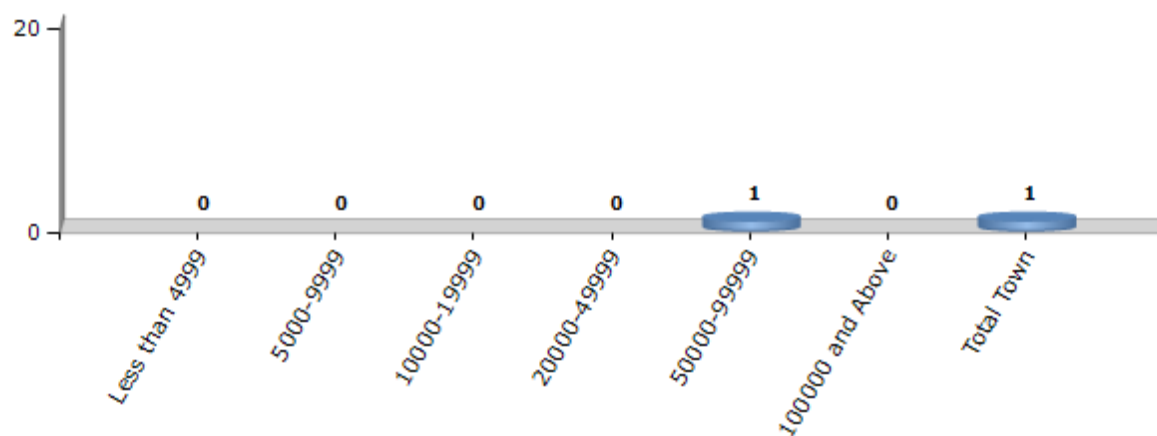


Demographics

Number of Towns by Population Size - 2011

Less than 4999	5000-9999	10000-19999	20000-49999	50000-99999	100000 and Above	Total Town
0	0	0	0	1	0	1

Number of Towns by Population Size - 2011

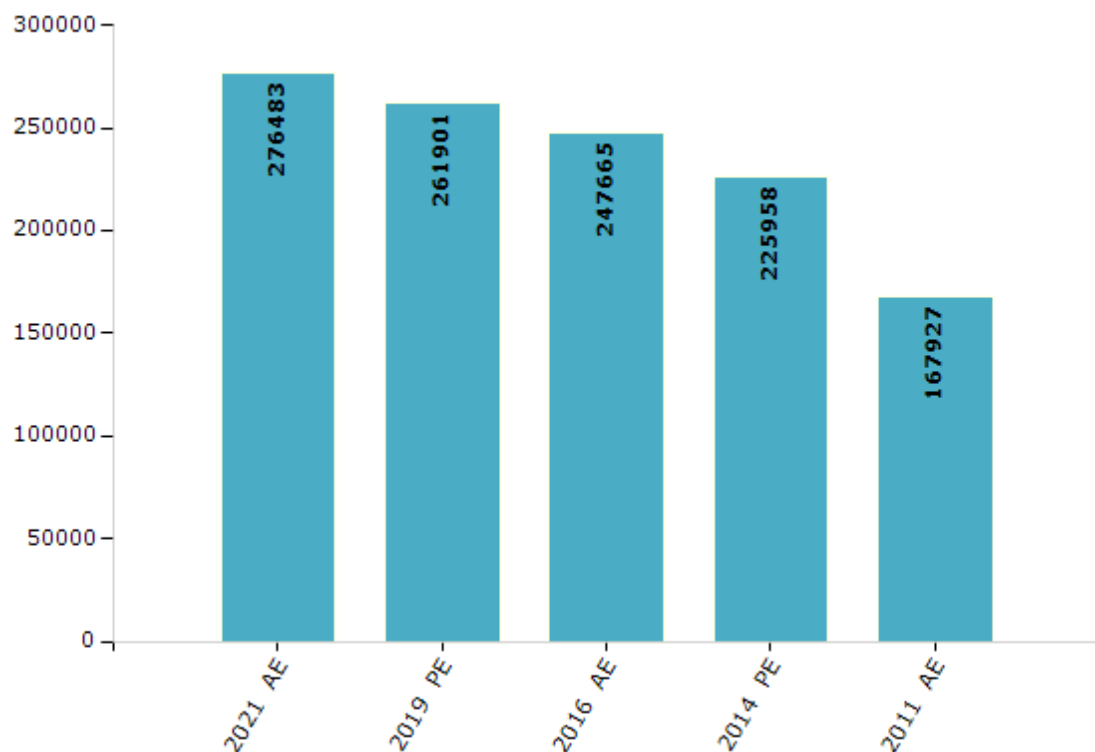


Electoral Features

Electors by Male & Female

Year	Male	Female	Others	Total	Year	Male	Female	Others	Total
2021 AE	139880	136570	33	276483	1999 PE	-	-	-	-
2019 PE	133131	128741	29	261901	1996 AE	-	-	-	-
2016 AE	126641	120997	27	247665	1991 AE	-	-	-	-
2014 PE	116708	109232	18	225958	1989 AE	-	-	-	-
2011 AE	87914	80009	4	167927	1984 AE	-	-	-	-
2009 PE	-	-	-	-	1980 AE	-	-	-	-
2006 AE	-	-	-	-	1977 AE	-	-	-	-
2004 PE	-	-	-	-	1971 AE	-	-	-	-
2001 AE	-	-	-	-	1967 AE	-	-	-	-

Number of Electors



Note : AE : Assembly Election, PE : Assembly Segment of Parliamentary Election

Historical Summary Election Results

Summary Result of Assembly Election - 2016

Candidate Name	Party	Votes	Votes %
Gunasekaran S	AIADMK	73351	44.68
Selvaraj K	DMK	57418	34.98
Thangavel. K	CPM	13597	8.28
Point Mani N	BJP	7640	4.65
Basheer Ahamed M	SDPI	2547	1.55
Shanmugasundaram K	NTK	2506	1.53
Velumani K	KMDK	1166	0.71
Sayed Masnsoor Husain	PMK	1093	0.67
Kaliswaran S	NCP	327	0.2
Mohamed Rafiq M	IND	320	0.19
Ravikumar M	IND	280	0.17
Ibrahim	WPOI	231	0.14
Ramesh R	SHS	209	0.13
Hariharan (A) Hariharasudan M	GMI	208	0.13
Ravi S	BSP	201	0.12
Baskar L	IND	194	0.12
Kesavamurthy N	IND	188	0.11
Mohamed Gowas M	IND	135	0.08
Sathyamoorthy A	IND	110	0.07
	NOTA	2445	1.49

Polling Station Level Election Results

Number and Name of Polling Stations (PS) (2021)

Number of Polling Stations	Name of Polling Stations	Number of Polling Stations	Name of Polling Stations
1	Eden Garden Nursery and Primary School, Muruganpalayam Ittery Road, Tiruppur-2, North facing 1st room from East side adjacent to Stair case (UKG-A)	13	S.S.A Municipal High School, Masco Nagar , Eastern block North facing Middle room
1A	Eden Garden Nursery and Primary School, Muruganpalayam Ittery Road, Tiruppur-2, North facing 1st room from East side adjacent to Stair case (UKG-A)	13A	S.S.A Municipal High School, Masco Nagar , Eastern block North facing Middle room
2	Sumeet Nursery and Primary School, Samundipuram (South), , South facing building 1st room from West	14	Municipal Middle School, Chandrakavi 641602, South Facing Block Middle Portion
2A	Sumeet Nursery and Primary School, Samundipuram (South), , South facing building 1st room from West	14A	Municipal Middle School, Chandrakavi 641602, South Facing Block Middle Portion
3	Eden Garden Nursery and Primary School, Muruganpalayam Ittery Road, Tiruppur-2, North facing 3rd room from East side (LKG-A)	15	Municipal Middle School, Chandrakavi 641602, , Western Block East facing North side 2nd room from HM room
3A	Eden Garden Nursery and Primary School, Muruganpalayam Ittery Road, Tiruppur-2, North facing 3rd room from East side (LKG-A)	15A	Municipal Middle School, Chandrakavi 641602, , Western Block East facing North side 2nd room from HM room
4	Sumeet Nursery and Primary School, Samundipuram (South), , South facing building 1st room from East	16	S.S.A Corporation High School, Masco Nagar 641602, Eastern block North facing West end room
5	Prema Matric Higher Sec. School, Konginagiri - 641602 , North West Building 3rd room from South side East facing	16A	S.S.A Corporation High School, Masco Nagar 641602, Eastern block North facing West end room
5A	Prema Matric Higher Sec. School, Konginagiri - 641602 , North West Building 3rd room from South side East facing	17	S.S.A. Municipal Elementary School, Masco Nagar 641602, Centre block East end room
6	Prema Matric Higher Sec. School, Konginagiri - 641602 , North West Building 2nd room from South side East facing	18	S.S.A. Municipal Elementary School, Masco Nagar 641602, Centre block West end room
7	Mahesh Vidyalaya Matriculation School, Nehru Nagar, Samundipuram(South) Tiruppur. , North facing 5th room from West	18A	S.S.A. Municipal Elementary School, Masco Nagar 641602, Centre block West end room
7A	Mahesh Vidyalaya Matriculation School, Nehru Nagar, Samundipuram(South) Tiruppur. , North facing 5th room from West	19	S.S.A. Municipal Elementary School, Masco Nagar 641602, East facing North end room (Near HM room)
8	S.S.A Municipal Middle School, Balamurugan Nagar 641602 , East facing building 2nd room from South	19A	S.S.A. Municipal Elementary School, Masco Nagar 641602, East facing North end room (Near HM room)
8A	S.S.A Municipal Middle School, Balamurugan Nagar 641602 , East facing building 2nd room from South	20	Municipal Middle School, Chandrakavi 641602 , South facing block East room
9	Sumeet Nursery and Primary School, Samundipuram (South), , South facing building 2nd room (middle) from West	21	Municipal Middle School, Chandrakavi 641602 , Northern building South facing Western Portion 1st room from West
9A	Sumeet Nursery and Primary School, Samundipuram (South), , South facing building 2nd room (middle) from West	21A	Municipal Middle School, Chandrakavi 641602 , Northern building South facing Western Portion 1st room from West
10	Mahesh Vidyalaya Matriculation School, Nehru Nagar, Tiruppur, North facing 8th room from West	22	Subbiyah Metri.School, Postal Colony 641602 , Old Building facing East side 1st room from South side (North side of Stair case)
10A	Mahesh Vidyalaya Matriculation School, Nehru Nagar, Tiruppur, North facing 8th room from West	23	S.S.A Municipal Middle School, Balamurugan Nagar 641602, North facing building 2nd room from East
11	S.S.A Municipal Middle School, Balamurugan Nagar 641602, North facing building 3rd room from East	23A	S.S.A Municipal Middle School, Balamurugan Nagar 641602, North facing building 2nd room from East
11A	S.S.A Municipal Middle School, Balamurugan Nagar 641602, North facing building 3rd room from East	24	Subbiyah Metri.School, Postal Colony 641602 , Old Building facing East side 3rd room from South side
12	Sumeet K.Ramasamy Play School, M.G.R Nagar, North facing 3rd room from West (IIB)	24A	Subbiyah Metri.School, Postal Colony 641602 , Old Building facing East side 3rd room from South side

Contd....

Polling Station Level Election Results

Polling Station-wise Votes Secured by Overall Top Five Parties in Tiruppur (South) Assembly in Assembly Election (AE) under Tiruppur Parliamentary Constituency in Tamil Nadu (2021)

Number of Polling Station	Winner - Selvaraj. K. (DMK)	Runner-up - Gunasekaran. S. (AIADMK)	3rd - Shanmuga sundaram. K. (NTK)	4th - Anusha Ravi. (MNM)	5th - Vishalakchi. A. (AMMKMNKZ)	NOTA	Other	Total Votes Secured
21	177	133	46	21	3	2	1	383
21A	175	106	55	14	6	1	5	362
22	184	140	56	20	13	2	7	422
23	150	142	40	13	6	3	5	359
23A	151	210	51	34	0	2	4	452
24	212	128	48	18	8	4	11	429
24A	201	118	47	13	14	1	2	396
25	149	179	24	30	7	2	4	395
25A	124	152	48	32	2	2	4	364
26	160	155	29	26	3	3	4	380
26A	157	156	53	34	3	0	3	406
27	137	151	39	33	3	2	4	369
27A	120	209	35	29	2	3	0	398
28	149	164	28	30	2	5	2	380
28A	147	165	49	40	1	7	3	412
29	150	181	34	37	9	4	4	419
30	213	279	26	62	9	6	4	599
31	142	122	36	20	5	1	5	331
32	128	182	30	26	2	0	2	370
32A	157	183	29	24	2	0	1	396
33	78	220	7	32	0	13	4	354
33A	110	213	20	33	0	1	3	380
34	135	178	21	25	2	3	5	369
34A	154	155	20	21	2	1	6	359
35	154	181	25	23	2	0	3	388
35A	235	152	33	26	11	1	8	466
36	242	161	31	29	2	2	5	472
37	135	239	26	33	2	2	4	441
37A	325	93	21	15	6	2	4	466
38	175	325	24	62	1	5	2	594
39	125	150	19	13	1	2	4	314
39A	145	142	15	22	3	2	6	335
40	164	233	30	30	3	3	6	469
41	142	152	13	22	5	1	3	338
41A	138	122	23	28	1	3	6	321

Contd....

Polling Station Level Election Results

Winner, Runner-up and 3rd Party Position & Winning Margin According to Polling Stations in Tiruppur (South) Assembly in Assembly Election (AE) under Tiruppur Parliamentary Constituency in Tamil Nadu (2021)

Polling Station Number	Winner Party	Winner Votes (%)	Runner-up Party	Runner-up Votes (%)	Winning Margin Votes (%)	Third Party	Third Party Votes (%)	Other Votes (%)
42	AIADMK	333 (59.25)	DMK	158 (28.11)	175 (31.14)	NTK	37 (6.58)	34 (6.05)
43	DMK	161 (41.49)	AIADMK	139 (35.82)	22 (5.67)	MNM	43 (11.08)	45 (11.6)
43A	DMK	173 (42.3)	AIADMK	166 (40.59)	7 (1.71)	MNM	33 (8.07)	37 (9.05)
44	AIADMK	162 (51.59)	DMK	99 (31.53)	63 (20.06)	NTK	21 (6.69)	32 (10.19)
44A	AIADMK	151 (43.14)	DMK	141 (40.29)	10 (2.85)	NTK	31 (8.86)	27 (7.71)
45	AIADMK	137 (40.77)	DMK	127 (37.8)	10 (2.97)	NTK	43 (12.8)	29 (8.63)
45A	AIADMK	160 (47.34)	DMK	126 (37.28)	34 (10.06)	MNM	30 (8.88)	22 (6.51)
46	AIADMK	172 (46.87)	DMK	122 (33.24)	50 (13.63)	MNM	32 (8.72)	41 (11.17)
46A	AIADMK	148 (41.57)	DMK	131 (36.8)	17 (4.77)	NTK	34 (9.55)	43 (12.08)
47	AIADMK	166 (40.79)	DMK	151 (37.1)	15 (3.69)	NTK	43 (10.57)	47 (11.55)
47A	AIADMK	181 (45.25)	DMK	140 (35)	41 (10.25)	NTK	38 (9.5)	41 (10.25)
48	DMK	177 (47.97)	AIADMK	122 (33.06)	55 (14.91)	MNM	32 (8.67)	38 (10.3)
48A	DMK	159 (46.36)	AIADMK	110 (32.07)	49 (14.29)	MNM	32 (9.33)	42 (12.24)
49	AIADMK	148 (41.93)	DMK	135 (38.24)	13 (3.69)	NTK	36 (10.2)	34 (9.63)
49A	AIADMK	140 (45.9)	DMK	117 (38.36)	23 (7.54)	NTK	23 (7.54)	25 (8.2)
50	AIADMK	229 (40.46)	DMK	194 (34.28)	35 (6.18)	NTK	75 (13.25)	68 (12.01)
51	DMK	154 (43.26)	AIADMK	136 (38.2)	18 (5.06)	NTK	33 (9.27)	33 (9.27)
51A	DMK	200 (50.76)	AIADMK	126 (31.98)	74 (18.78)	MNM	29 (7.36)	39 (9.9)
52	AIADMK	126 (45.49)	DMK	108 (38.99)	18 (6.5)	MNM	27 (9.75)	16 (5.78)
52A	AIADMK	204 (50.12)	DMK	158 (38.82)	46 (11.3)	MNM	19 (4.67)	26 (6.39)
53	AIADMK	243 (59.12)	DMK	114 (27.74)	129 (31.38)	MNM	30 (7.3)	24 (5.84)
53A	AIADMK	258 (60.56)	DMK	119 (27.93)	139 (32.63)	MNM	33 (7.75)	16 (3.76)
54	AIADMK	256 (52.57)	DMK	196 (40.25)	60 (12.32)	NTK	25 (5.13)	10 (2.05)
54A	AIADMK	205 (53.39)	DMK	130 (33.85)	75 (19.54)	MNM	26 (6.77)	23 (5.99)
55	AIADMK	275 (65.95)	DMK	99 (23.74)	176 (42.21)	MNM	27 (6.47)	16 (3.84)
55A	AIADMK	248 (56.36)	DMK	128 (29.09)	120 (27.27)	MNM	38 (8.64)	26 (5.91)
56	AIADMK	211 (63.36)	DMK	74 (22.22)	137 (41.14)	MNM	36 (10.81)	12 (3.6)
56A	AIADMK	210 (57.38)	DMK	113 (30.87)	97 (26.51)	MNM	25 (6.83)	18 (4.92)
57	AIADMK	206 (54.79)	DMK	107 (28.46)	99 (26.33)	MNM	46 (12.23)	17 (4.52)
57A	AIADMK	200 (53.19)	DMK	108 (28.72)	92 (24.47)	MNM	42 (11.17)	26 (6.91)
58	DMK	233 (57.67)	AIADMK	125 (30.94)	108 (26.73)	NTK	19 (4.7)	27 (6.68)
58A	DMK	167 (49.55)	AIADMK	122 (36.2)	45 (13.35)	MNM	17 (5.04)	31 (9.2)
59	AIADMK	183 (50)	DMK	117 (31.97)	66 (18.03)	NTK	33 (9.02)	33 (9.02)
59A	AIADMK	195 (49.37)	DMK	129 (32.66)	66 (16.71)	NTK	33 (8.35)	38 (9.62)
60	DMK	185 (50.68)	AIADMK	122 (33.42)	63 (17.26)	NTK	31 (8.49)	27 (7.4)

Contd....

DISCLAIMER

The Terms of Use and Disclaimer of Datanet India Private Limited (hereinafter referred to as "Datanet") for use of this analysis report of **Tiruppur (South) Assembly Constituency (Tiruppur (South) Vidhan Sabha) :-**

1. **Assembly Factbook™** is a Registered Trade Mark owned by Datanet.
2. All the maps are sketched and graphical representation only and have not been drawn to the scale and also not to represent the actual geographical area or boundary of the unit.
3. The data for the aforesaid analysis is based on authentic sources and has been culled from the various publications of Census, CSO and NSSO for district and block level data, various central and state government departments, Central & State Elections Commissions and the concerned Returning Officers' releases, Electoral Rolls, Election results and allied publications, internal assessment, surveys, estimates and analysis. Therefore, certain adjustment of data at micro level may have been done to arrive closer to the macro data.
4. Data have been provided on an "As Is" and "As AVAILABLE" basis
5. The colours shown in the maps or diagram and charts of a particular party, alliance or AC are indicative and do not represent them.
6. This publication which includes maps, sheets, graphs and data would be the property under copyright of Datanet only. The user may use these for its internal study, analysis and research purposes. It's public display, re-selling or any commercial uses by the user are not allowed.
7. Datanet has taken due care and caution in compilation and processing of data and allied information, but does not guarantee the accuracy, adequacy or completeness of any information/analysis and will be not responsible for any errors or omissions or for the results obtained from the use of such information/analysis.
8. All the contents for the publication have been culled from various authentic sources and Datanet reasonably believes such sources to be reliable, but does not make any representations, express or implied as to the accuracy or fitness of use of such information. The information or contents of the information/analysis do not constitute advice and should not be relied upon in making (or refraining from making) any decision. Any reliance placed upon the information provided by Datanet is the sole responsibility and strictly at the user's risk.
9. In no event will Datanet be liable for any damages (including, without limitation, damages for loss of business projects, or loss of profits) arising in contract, tort or otherwise from the use of or inability to use any of its contents, or from any action taken (or refrained from being taken) as a result of using the analysis or any of its contents. Datanet its directors, owners, editors, officials, employees, distributor and agents or any associate will not be liable for any errors in the information contained or any consequences arising from the use of the contents of the provided information/analysis.
10. If any provision of these terms and conditions is held invalid or illegal or unenforceable for any reason by any court of competent jurisdiction, such provision shall be severed and the remainder of provisions of the terms and conditions shall continue in full force and effect as if the Term of Use had been executed with the invalid, illegal or unenforceable provision eliminated.
11. If there are any discrepancies in the information provided, please bring it to attention of Datanet for suitable rectification measures.

Buy Online This Complete Book At
Datanet India eBooks Store

www.indiastatpublications.com

or go directly at

[http://www.indiastatpublications.com/
Assembly_factbook/Tamil_Nadu/Tiruppur/ Tiruppur_\(South\)](http://www.indiastatpublications.com/Assembly_factbook/Tamil_Nadu/Tiruppur/Tiruppur_(South))



 **indiastat**elections

ISBN : 978-93-5313-896-7



9 789353 138967