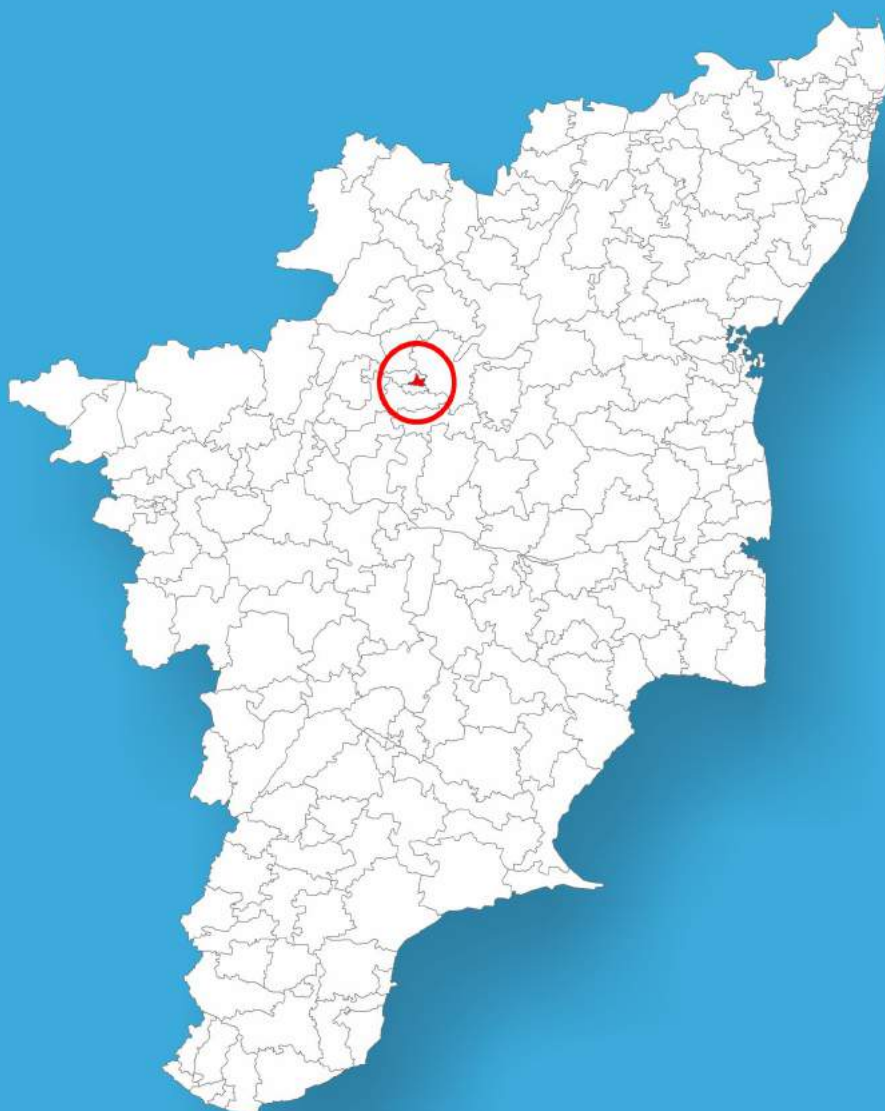




Tamil Nadu

# Assembly Factbook™

Salem (North) Assembly Constituency



Key Electoral Data of Salem (North)  
Assembly Constituency (Vidhan Sabha)

Tamil Nadu

# **Assembly Factbook™**

Salem (North) Assembly Constituency



Salem (North) Vidhan Sabha

**Editor & Director**

Dr. R.K. Thukral

**Research Editor**

Dr. Shafeeq Rahman

**Compiled, Researched and Published by  
Datanet India Pvt. Ltd.**

D-100, 1st Floor,

Okhla Industrial Area, Phase-I,  
New Delhi- 110020.

Ph.: 91-11- 43580781-84

Email : support@indiastatpublications.com

Website : www.indiastatelections.com

**Online Book Store :**

www.indiastatpublications.com

**Report No. :** AFB/TN-089-0123

**ISBN :** 978-93-5313-845-5

**First Edition :** January, 2018

**Sixth Updated Edition :** January, 2023

**Price :** Rs. 11500/-

US\$ 310

**© Datanet India Pvt. Ltd.**

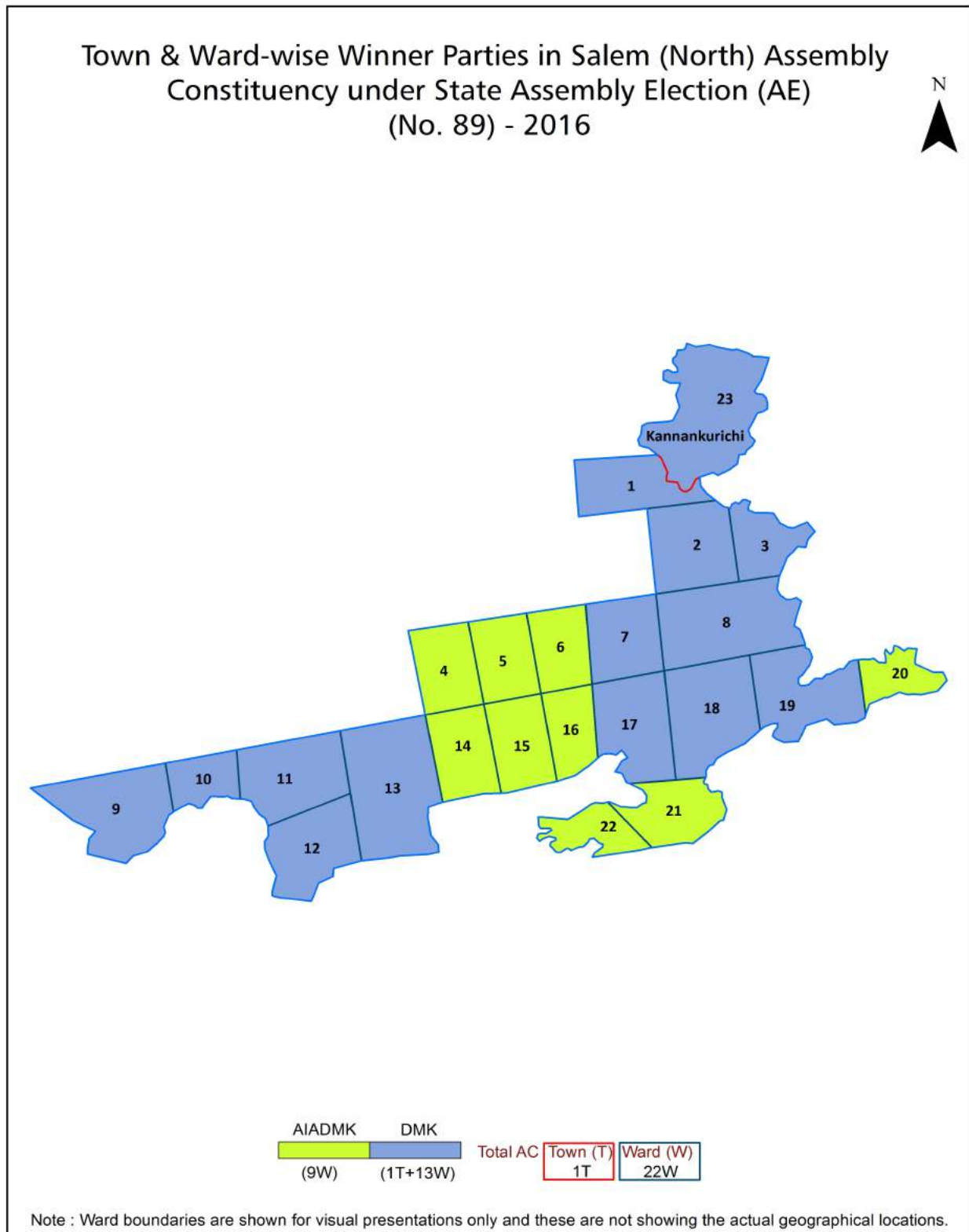
All rights reserved. No part of this book may be reproduced, stored in a retrieval system or transmitted in any form or by any means, mechanical photocopying, photographing, scanning, recording or otherwise without the prior written permission of the publisher. Please refer to Disclaimer at page no. 226 for the use of this publication.

Printed in India

## Contents

No.	Particulars	Page No.
	<b>Introduction</b>	
1	Assembly Constituency - (Vidhan Sabha) at a Glance   Features of Assembly as per Delimitation Commission of India (2008)	1-2
	<b>Location and Political Maps</b>	
2	Location Map   Boundaries of Assembly Constituency - (Vidhan Sabha) in District   Boundaries of Assembly Constituency under Parliamentary Constituency - (Lok Sabha)   Town & Ward-wise Winner Parties- 2021, 2019, 2016, 2014, 2011 and 2009	3-11
	<b>Administrative Setup (2011)</b>	
3	District   Sub-district   Towns   Villages   Inhabited Villages   Uninhabited Villages   Village Panchayat   Intermediate Panchayat	12
	<b>Demographics (2011)</b>	
4	Population   Households   Rural/Urban Population   Towns and Ward by Population Size   Sex Ratio (Total & 0-6 Years)   Religious Population   Social Population   Literacy Rate	13-15
	<b>Electoral Features</b>	
5	Important Dates of Last Elections Held   Electors by Gender   Service Electors   Voters   Voters Turnout   Polling Stations & Average Number of Electors per Polling Station   Electors by Age Group   Present Elected Representatives	16-21
	<b>Historical Summary Election Results</b>	
6	Vote Share of Major Parties   Winning Margin (Number & Percentage)   Polarity of Parties   Summary Result of Assembly Segment of Parliamentary Elections 2019, 2014 and 2009   Summary Result of Assembly Elections 2021, 2016 and 2011	22-31
	<b>Polling Station Level Election Results</b>	
7	Name and Number of Polling Station 2021, 2019, 2016, 2014, 2011 and 2009   Polling Station-wise Electors, Voters & Voters Turnout 2021, 2019, 2016, 2014, 2011 and 2009   Polling Station wise Elections Results 2021, 2019, 2016, 2014, 2011 and 2009	32-221
	<b>Share of Assembly Constituency</b>	
8	Share of Assembly Constituency - (Vidhan Sabha) in State, District and Parliamentary Constituency - (Lok Sabha)	222
9	<b>Abbreviation &amp; Sources</b>	223-225
10	<b>Disclaimer</b>	226

## Location & Political Map

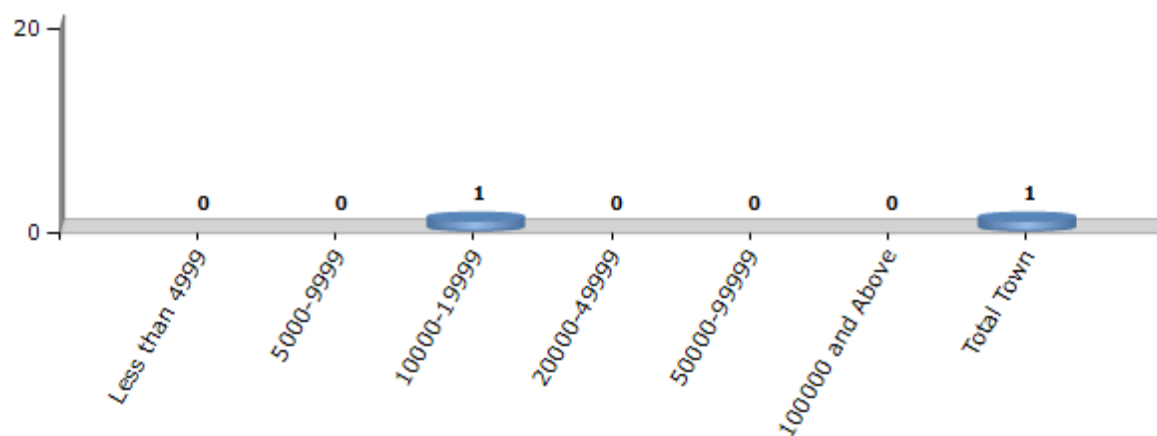


## Demographics

### Number of Towns by Population Size - 2011

Less than 4999	5000-9999	10000-19999	20000-49999	50000-99999	100000 and Above	Total Town
0	0	1	0	0	0	1

Number of Towns by Population Size - 2011

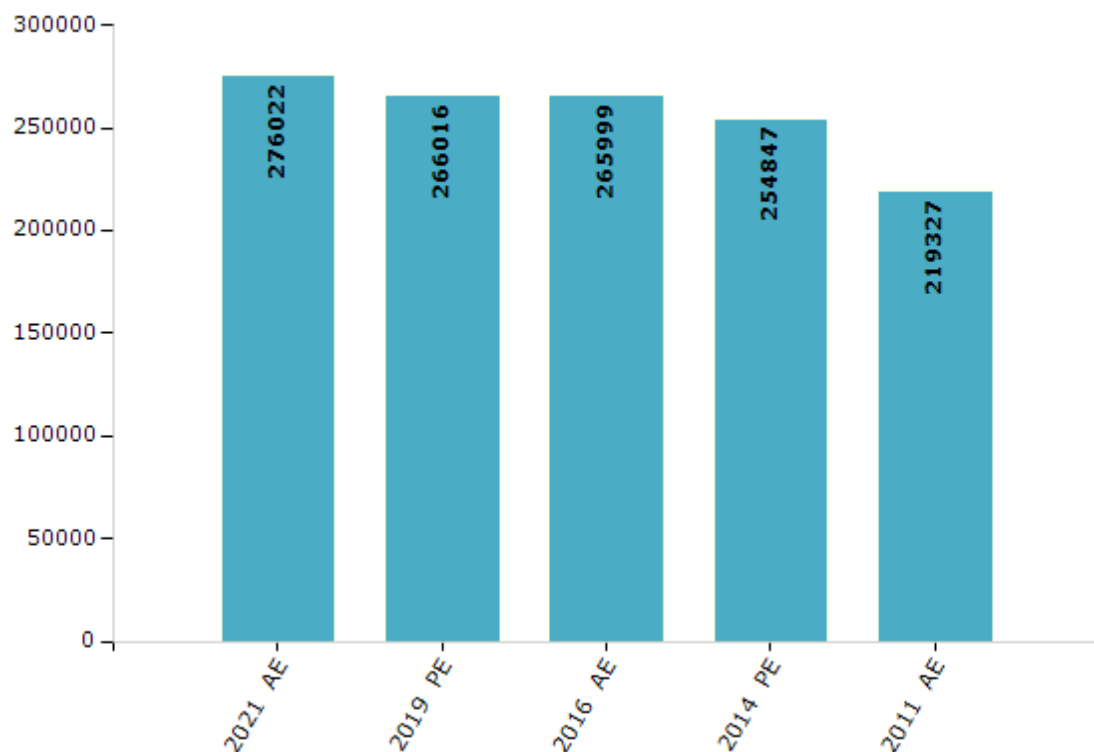


## Electoral Features

### Electors by Male & Female

Year	Male	Female	Others	Total	Year	Male	Female	Others	Total
2021 AE	134947	141053	22	276022	1999 PE	-	-	-	-
2019 PE	130426	135578	12	266016	1996 AE	-	-	-	-
2016 AE	130965	135017	17	265999	1991 AE	-	-	-	-
2014 PE	126522	128298	27	254847	1989 AE	-	-	-	-
2011 AE	109755	109554	18	219327	1984 AE	-	-	-	-
2009 PE	-	-	-	-	1980 AE	-	-	-	-
2006 AE	-	-	-	-	1977 AE	-	-	-	-
2004 PE	-	-	-	-	1971 AE	-	-	-	-
2001 AE	-	-	-	-	1967 AE	-	-	-	-

Number of Electors



**Note :** AE : Assembly Election, PE : Assembly Segment of Parliamentary Election

## Historical Summary Election Results

### Summary Result of Assembly Election - 2016

Candidate Name	Party	Votes	Votes %
Rajendran.R	DMK	86583	45.14
Saravanan.K.R.S	AIADMK	76710	39.99
Kathir Raasaratnam	PMK	7975	4.16
Gopinath.R.P	BJP	5922	3.09
Devadass.R	TMC(M)	4157	2.17
Kovendhan.R	NTK	1954	1.02
Natesan.P	IND	1466	0.76
Amjath Basha.A	SDPI	471	0.25
Saravanan.M	NCP	431	0.22
Govindaraj.K	IND	401	0.21
Subramani.R.K	IND	344	0.18
Senkottuvel.C	KMDK	339	0.18
Aravinth.R	IND	249	0.13
Latha.B	RPI(A)	182	0.09
Ponnuthambi.S	RPI	131	0.07
Ponnusamy.V	BSP	99	0.05
Sabbapathi.M	YSP	81	0.04
Krishnasamy.M.A	IND	78	0.04
Suresh.T	IND	67	0.03
Velayudham.P	IND	57	0.03
Palanivel.K	IND	53	0.03
Prabhu.G	IND	31	0.02
Ramachandran.P	IND	30	0.02
	NOTA	4009	2.09



## Polling Station Level Election Results

### Number and Name of Polling Stations (PS) (2021)

Number of Polling Stations	Name of Polling Stations	Number of Polling Stations	Name of Polling Stations
1	CSI Polytechnic College, Yercaud Main Road, Salem-636007, East Facing Room No-112	14	SCMC Ele.School, Ayyanthirumaligai, Salem-636007, West Portion of North Facing Building
2	CSI Polytechnic College, Yercaud Main Road, Salem-636007, East Facing Room No-113	14A	SCMC Ele.School, Ayyanthirumaligai, Salem-636007, West Portion of North Facing Building
3	Anderson Matric Hr.Sec.School, Sengodagounder salai Salem, North Facing Terraced Building South Wing Room No 2A	15	SCMC Middle School, Chinnakollapatty, Facing South Terraced Building, West Wing
3A	Anderson Matric Hr.Sec.School, Sengodagounder salai Salem, North Facing Terraced Building South Wing Room No 2A	15A	SCMC Middle School, Chinnakollapatty, Facing South Terraced Building, West Wing
4	CSI Polytechnic College, Yercaud Main Road, Salem-636007, West Facing North Wing Room No-117	16	SCMC Middle School, Chinna Kollapatty., Terraced Building Facing South, West Wing
4A	CSI Polytechnic College, Yercaud Main Road, Salem-636007, West Facing North Wing Room No-117	16A	SCMC Middle School, Chinna Kollapatty., Terraced Building Facing South, West Wing
5	CSI Polytechnic College, Yercaud Main Road, Salem-636007, Southern Terraced Building North Facing Hall-DHG-1	17	SCMC Middle School, Chinna Kollapatty, Salem-636008, Terraced Building Facing South, East Wing
6	CSI Polytechnic College, Yercaud Main Road, Salem-636007, Southern Terraced Building North Facing Hall-DHG-2	17A	SCMC Middle School, Chinna Kollapatty, Salem-636008, Terraced Building Facing South, East Wing
6A	CSI Polytechnic College, Yercaud Main Road, Salem-636007, Southern Terraced Building North Facing Hall-DHG-2	18	SCMC Middle School, Chinnakollapatty, Building Facing South, East Wing
7	CSI Polytechnic College, Yercaud Main Road, Salem-636007, Southern Terraced Building North Facing Hall-DHG-3	19	Mountmary s Matriculation School, Periyar Nagar (Room No.6) Chinnakollapatty, North Terraced Building - South facing Room No.9
7A	CSI Polytechnic College, Yercaud Main Road, Salem-636007, Southern Terraced Building North Facing Hall-DHG-3	20	Mountmary s Matriculation School, Periyar Nagar (Room No.6) Chinnakollapatty, Terraced Building Facing South, Middle Wing
8	CSI Polytechnic College, Yercaud Main Road, Salem-636007, Southern Terraced Building North Facing Hall-DHG-4	21	Mountmary s Matriculation School, Periyar Nagar (Room No.7) Chinnakollapatty, Terraced Building Facing South, Middle Wing
9	CSI Hobert GHS School Hasthampatty Salem-636007, Facing South Terraced Building West Portion	22	Mountmary s Matriculation School, Periyar Nagar (Room No.4) Chinnakollapatty, Terraced Building Facing South, Middle Wing
9A	CSI Hobert GHS School Hasthampatty Salem-636007, Facing South Terraced Building West Portion	22A	Mountmary s Matriculation School, Periyar Nagar (Room No.4) Chinnakollapatty, Terraced Building Facing South, Middle Wing
10	CSI Hobert GHS School Hasthampatty Salem-636007, Facing South Terraced Building Middle Portion	23	SCMC Sainitory Inspector Office (Veterinary Hospital) Periya Kollapatty., Facing West Terraced Building
10A	CSI Hobert GHS School Hasthampatty Salem-636007, Facing South Terraced Building Middle Portion	23A	SCMC Sainitory Inspector Office (Veterinary Hospital) Periya Kollapatty., Facing West Terraced Building
11	CSI Hobert GHS School Hasthampatty Salem-636007, Facing South Terraced Building Middle Portion	24	Government Higher Secondary School, Kannankurichi, Terraced Building West Facing South Wing Room No 29
11A	CSI Hobert GHS School Hasthampatty Salem-636007, Facing South Terraced Building Middle Portion	25	SCMC Ele. School, Periya Kollapatty, Facing North Terraced Building West Wing
12	SCMC Ele.School, Ayyanthirumaligai-636007, Facing North Building Eastern Wing	25A	SCMC Ele. School, Periya Kollapatty, Facing North Terraced Building West Wing
12A	SCMC Ele.School, Ayyanthirumaligai-636007, Facing North Building Eastern Wing	26	SCMC Ele. School, Periya Kollapatty, Salem-636008, Terraced Building Facing North East Wing
13	SCMC Ele. School, Ayyanthirumaligai Salem-636007, Anganwadi New Terraced Building Facing West East Wing	26A	SCMC Ele. School, Periya Kollapatty, Salem-636008, Terraced Building Facing North East Wing

Contd....

## Polling Station Level Election Results

### Polling Station-wise Votes Secured by Overall Top Five Parties in Salem (North) Assembly in Assembly Election (AE) under Salem Parliamentary Constituency in Tamil Nadu (2021)

Number of Polling Station	Winner - R. Rajendran (DMK)	Runner-up - G.Venkatachalam (AIADMK)	3rd - R S Guru Chakravarthy (MNM)	4th - Imayaeswaran N (NTK)	5th - C Natarajan (AMMKMNKZ)	NOTA	Other	Total Votes Secured
23	198	175	12	31	3	7	3	429
23A	169	244	8	15	4	0	10	450
24	367	190	52	47	3	5	6	670
25	171	157	9	45	1	1	5	389
25A	157	246	1	18	1	1	15	439
26	218	147	38	24	1	3	3	434
26A	182	151	48	10	1	1	2	395
27	268	304	41	26	2	8	10	659
28	268	463	18	54	19	9	9	840
29	192	184	30	24	3	7	5	445
29A	202	210	34	8	0	7	5	466
30	336	192	33	22	1	3	7	594
31	250	185	19	27	3	0	0	484
31A	227	230	15	17	1	1	6	497
32	329	231	26	16	0	2	7	611
33	266	230	12	11	0	5	10	534
34	299	193	42	32	1	11	3	581
35	202	127	21	18	1	1	1	371
35A	190	138	25	10	1	2	1	367
36	365	403	5	26	2	1	11	813
37	289	206	11	17	1	1	4	529
37A	295	243	2	4	0	1	12	557
38	255	211	8	18	3	3	4	502
38A	207	253	11	13	1	2	22	509
39	164	178	24	26	3	4	2	401
39A	162	193	28	17	1	3	4	408
40	232	142	25	33	1	3	3	439
40A	238	168	17	21	0	6	5	455
41	235	197	9	24	2	2	2	471
41A	222	235	11	15	1	2	10	496
42	409	284	21	28	1	5	5	753
43	452	206	28	49	1	2	8	746
44	365	222	7	28	0	3	5	630
44A	329	248	3	13	2	0	13	608
45	257	201	15	37	1	8	1	520

Contd....

## Polling Station Level Election Results

**Winner, Runner-up and 3rd Party Position & Winning Margin According to Polling Stations in Salem (North) Assembly in Assembly Election (AE) under Salem Parliamentary Constituency in Tamil Nadu (2021)**

Polling Station Number	Winner Party	Winner Votes (%)	Runner-up Party	Runner-up Votes (%)	Winning Margin Votes (%)	Third Party	Third Party Votes (%)	Other Votes (%)
48	DMK	206 (47.25)	AIADMK	169 (38.76)	37 (8.49)	NTK	28 (6.42)	33 (7.57)
48A	DMK	192 (48)	AIADMK	161 (40.25)	31 (7.75)	MNM	24 (6)	23 (5.75)
49	DMK	228 (49.14)	AIADMK	177 (38.15)	51 (10.99)	MNM	35 (7.54)	24 (5.17)
49A	DMK	204 (45.64)	AIADMK	192 (42.95)	12 (2.69)	MNM	36 (8.05)	15 (3.36)
50	AIADMK	266 (54.96)	DMK	177 (36.57)	89 (18.39)	NTK	19 (3.93)	22 (4.55)
50A	AIADMK	346 (68.11)	DMK	132 (25.98)	214 (42.13)	MNM	9 (1.77)	21 (4.13)
51	DMK	230 (56.51)	AIADMK	119 (29.24)	111 (27.27)	NTK	27 (6.63)	31 (7.62)
51A	DMK	238 (58.19)	AIADMK	134 (32.76)	104 (25.43)	MNM	22 (5.38)	15 (3.67)
52	DMK	219 (55.16)	AIADMK	111 (27.96)	108 (27.2)	MNM	39 (9.82)	28 (7.05)
52A	DMK	200 (50.63)	AIADMK	129 (32.66)	71 (17.97)	MNM	45 (11.39)	21 (5.32)
53	AIADMK	332 (45.36)	DMK	329 (44.95)	3 (0.41)	NTK	31 (4.23)	40 (5.46)
54	DMK	381 (56.36)	AIADMK	224 (33.14)	157 (23.22)	NTK	32 (4.73)	39 (5.77)
55	DMK	233 (59.44)	AIADMK	87 (22.19)	146 (37.25)	MNM	36 (9.18)	36 (9.18)
55A	DMK	263 (59.91)	AIADMK	130 (29.61)	133 (30.3)	MNM	23 (5.24)	23 (5.24)
56	DMK	233 (48.44)	AIADMK	173 (35.97)	60 (12.47)	MNM	36 (7.48)	39 (8.11)
56A	AIADMK	228 (46.53)	DMK	195 (39.8)	33 (6.73)	MNM	37 (7.55)	30 (6.12)
57	DMK	267 (56.33)	AIADMK	144 (30.38)	123 (25.95)	MNM	32 (6.75)	31 (6.54)
57A	DMK	250 (53.53)	AIADMK	170 (36.4)	80 (17.13)	MNM	30 (6.42)	17 (3.64)
58	DMK	192 (53.04)	AIADMK	108 (29.83)	84 (23.21)	NTK	29 (8.01)	33 (9.12)
58A	DMK	176 (51.01)	AIADMK	123 (35.65)	53 (15.36)	MNM	29 (8.41)	17 (4.93)
59	DMK	217 (50.23)	AIADMK	151 (34.95)	66 (15.28)	MNM	33 (7.64)	31 (7.18)
59A	DMK	202 (46.98)	AIADMK	175 (40.7)	27 (6.28)	MNM	37 (8.6)	16 (3.72)
60	DMK	236 (65.56)	AIADMK	83 (23.06)	153 (42.5)	NTK	23 (6.39)	18 (5)
60A	DMK	235 (64.56)	AIADMK	102 (28.02)	133 (36.54)	MNM	16 (4.4)	11 (3.02)
61	DMK	232 (55.9)	AIADMK	122 (29.4)	110 (26.5)	MNM	33 (7.95)	28 (6.75)
61A	DMK	197 (50.26)	AIADMK	143 (36.48)	54 (13.78)	MNM	27 (6.89)	25 (6.38)
62	DMK	319 (59.4)	AIADMK	151 (28.12)	168 (31.28)	MNM	31 (5.77)	36 (6.7)
63	AIADMK	257 (52.88)	DMK	167 (34.36)	90 (18.52)	NTK	33 (6.79)	29 (5.97)
63A	AIADMK	264 (55.23)	DMK	165 (34.52)	99 (20.71)	MNM	23 (4.81)	26 (5.44)
64	AIADMK	138 (41.19)	DMK	134 (40)	4 (1.19)	NTK	29 (8.66)	34 (10.15)
64A	AIADMK	161 (49.54)	DMK	125 (38.46)	36 (11.08)	MNM	22 (6.77)	17 (5.23)
65	AIADMK	222 (46.54)	DMK	176 (36.9)	46 (9.64)	NTK	37 (7.76)	42 (8.81)
65A	AIADMK	229 (49.46)	DMK	181 (39.09)	48 (10.37)	MNM	23 (4.97)	30 (6.48)
66	DMK	198 (47.37)	AIADMK	162 (38.76)	36 (8.61)	MNM	25 (5.98)	33 (7.89)
66A	AIADMK	209 (51.6)	DMK	153 (37.78)	56 (13.82)	MNM	22 (5.43)	21 (5.19)
67	DMK	311 (56.44)	AIADMK	200 (36.3)	111 (20.14)	NTK	25 (4.54)	15 (2.72)
68	DMK	399 (65.2)	AIADMK	157 (25.65)	242 (39.55)	NTK	24 (3.92)	32 (5.23)

Contd....

## DISCLAIMER

The Terms of Use and Disclaimer of Datanet India Private Limited (hereinafter referred to as "Datanet") for use of this analysis report of **Salem (North) Assembly Constituency (Salem (North) Vidhan Sabha)** :-

1. **Assembly Factbook™** is a Registered Trade Mark owned by Datanet.
2. All the maps are sketched and graphical representation only and have not been drawn to the scale and also not to represent the actual geographical area or boundary of the unit.
3. The data for the aforesaid analysis is based on authentic sources and has been culled from the various publications of Census, CSO and NSSO for district and block level data, various central and state government departments, Central & State Elections Commissions and the concerned Returning Officers' releases, Electoral Rolls, Election results and allied publications, internal assessment, surveys, estimates and analysis. Therefore, certain adjustment of data at micro level may have been done to arrive closer to the macro data.
4. Data have been provided on an "As Is" and "As AVAILABLE" basis
5. The colours shown in the maps or diagram and charts of a particular party, alliance or AC are indicative and do not represent them.
6. This publication which includes maps, sheets, graphs and data would be the property under copyright of Datanet only. The user may use these for its internal study, analysis and research purposes. It's public display, re-selling or any commercial uses by the user are not allowed.
7. Datanet has taken due care and caution in compilation and processing of data and allied information, but does not guarantee the accuracy, adequacy or completeness of any information/analysis and will be not responsible for any errors or omissions or for the results obtained from the use of such information/analysis.
8. All the contents for the publication have been culled from various authentic sources and Datanet reasonably believes such sources to be reliable, but does not make any representations, express or implied as to the accuracy or fitness of use of such information. The information or contents of the information/analysis do not constitute advice and should not be relied upon in making (or refraining from making) any decision. Any reliance placed upon the information provided by Datanet is the sole responsibility and strictly at the user's risk.
9. In no event will Datanet be liable for any damages (including, without limitation, damages for loss of business projects, or loss of profits) arising in contract, tort or otherwise from the use of or inability to use any of its contents, or from any action taken (or refrained from being taken) as a result of using the analysis or any of its contents. Datanet its directors, owners, editors, officials, employees, distributor and agents or any associate will not be liable for any errors in the information contained or any consequences arising from the use of the contents of the provided information/analysis.
10. If any provision of these terms and conditions is held invalid or illegal or unenforceable for any reason by any court of competent jurisdiction, such provision shall be severed and the remainder of provisions of the terms and conditions shall continue in full force and effect as if the Term of Use had been executed with the invalid, illegal or unenforceable provision eliminated.
11. If there are any discrepancies in the information provided, please bring it to attention of Datanet for suitable rectification measures.

**Buy Online This Complete Book At**  
**Datanet India eBooks Store**

[www.indiastatpublications.com](http://www.indiastatpublications.com)

or go directly at

[http://www.indiastatpublications.com/  
Assembly\\_factbook/Tamil\\_Nadu/Salem/ Salem\\_\(North\)](http://www.indiastatpublications.com/Assembly_factbook/Tamil_Nadu/Salem/Salem_(North))

 **indiastat**elections

