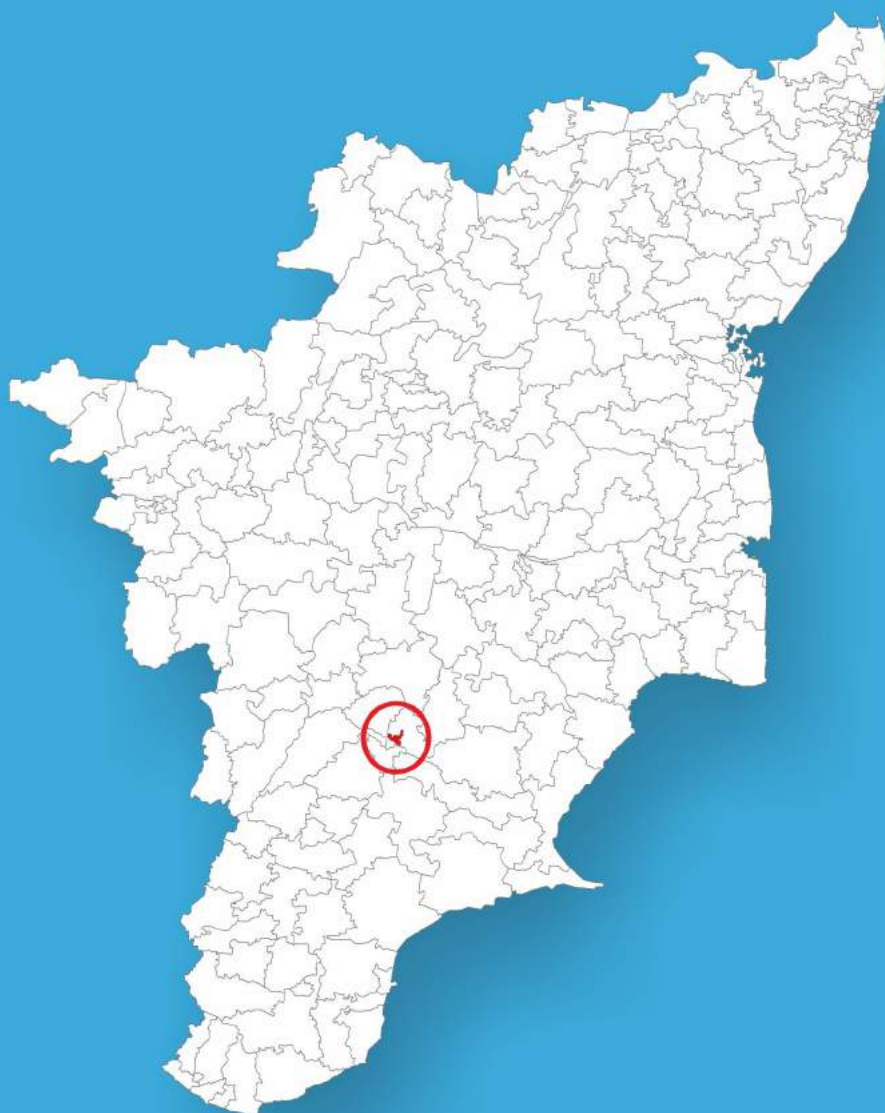




Tamil Nadu

Assembly Factbook™

Madurai North Assembly Constituency



Key Electoral Data of Madurai North
Assembly Constituency (Vidhan Sabha)

Tamil Nadu

Assembly Factbook™

Madurai North Assembly Constituency



Madurai North Vidhan Sabha

Editor & Director

Dr. R.K. Thukral

Research Editor

Dr. Shafeeq Rahman

Compiled, Researched and Published by Datanet India Pvt. Ltd.

D-100, 1st Floor,

Okhla Industrial Area, Phase-I,
New Delhi- 110020.

Ph.: 91-11- 43580781-84

Email : support@indiastatpublications.com

Website : www.indiastatelections.com

Online Book Store :

www.indiastatpublications.com

Report No. : AFB/TN-191-0123

ISBN : 978-93-5313-785-4

First Edition : January, 2018

Sixth Updated Edition : January, 2023

Price : Rs. 11500/-

US\$ 310

© Datanet India Pvt. Ltd.

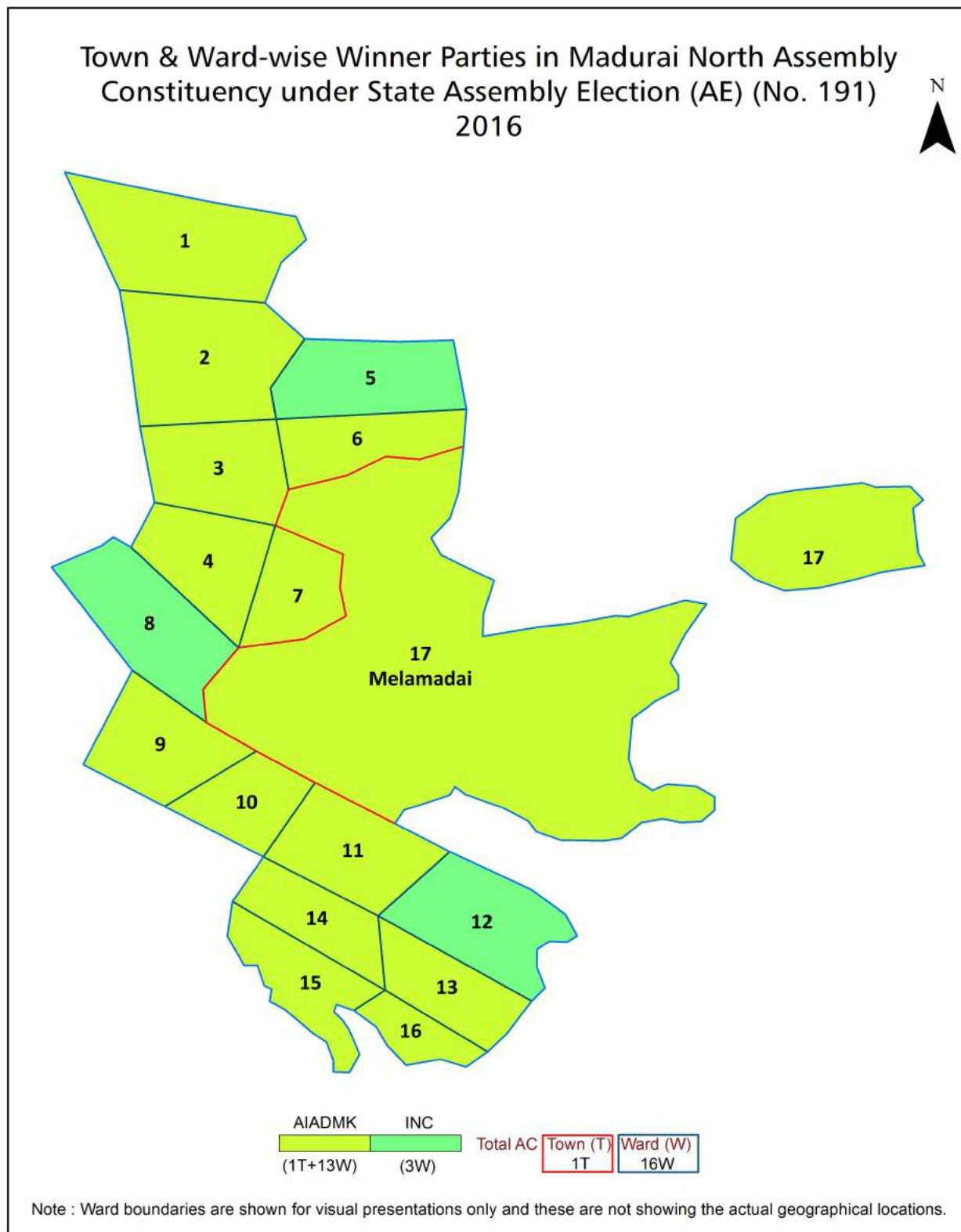
All rights reserved. No part of this book may be reproduced, stored in a retrieval system or transmitted in any form or by any means, mechanical photocopying, photographing, scanning, recording or otherwise without the prior written permission of the publisher. Please refer to Disclaimer at page no. 188 for the use of this publication.

Printed in India

Contents

No.	Particulars	Page No.
	Introduction	
1	Assembly Constituency - (Vidhan Sabha) at a Glance Features of Assembly as per Delimitation Commission of India (2008)	1-2
	Location and Political Maps	
2	Location Map Boundaries of Assembly Constituency - (Vidhan Sabha) in District Boundaries of Assembly Constituency under Parliamentary Constituency - (Lok Sabha) Town & Ward-wise Winner Parties- 2021, 2019, 2016, 2014, 2011 and 2009	3-11
	Administrative Setup (2011)	
3	District Sub-district Towns Villages Inhabited Villages Uninhabited Villages Village Panchayat Intermediate Panchayat	12
	Demographics (2011)	
4	Population Households Rural/Urban Population Towns and Ward by Population Size Sex Ratio (Total & 0-6 Years) Religious Population Social Population Literacy Rate	13-15
	Electoral Features	
5	Important Dates of Last Elections Held Electors by Gender Service Electors Voters Voters Turnout Polling Stations & Average Number of Electors per Polling Station Electors by Age Group Present Elected Representatives	16-21
	Historical Summary Election Results	
6	Vote Share of Major Parties Winning Margin (Number & Percentage) Polarity of Parties Summary Result of Assembly Segment of Parliamentary Elections 2019, 2014 and 2009 Summary Result of Assembly Elections 2021, 2016 and 2011	22-31
	Polling Station Level Election Results	
7	Name and Number of Polling Station 2021, 2019, 2016, 2014, 2011 and 2009 Polling Station-wise Electors, Voters & Voters Turnout 2021, 2019, 2016, 2014, 2011 and 2009 Polling Station wise Elections Results 2021, 2019, 2016, 2014, 2011 and 2009	32-183
	Share of Assembly Constituency	
8	Share of Assembly Constituency - (Vidhan Sabha) in State, District and Parliamentary Constituency - (Lok Sabha)	184
9	Abbreviation & Sources	185-187
10	Disclaimer	188

Location & Political Map

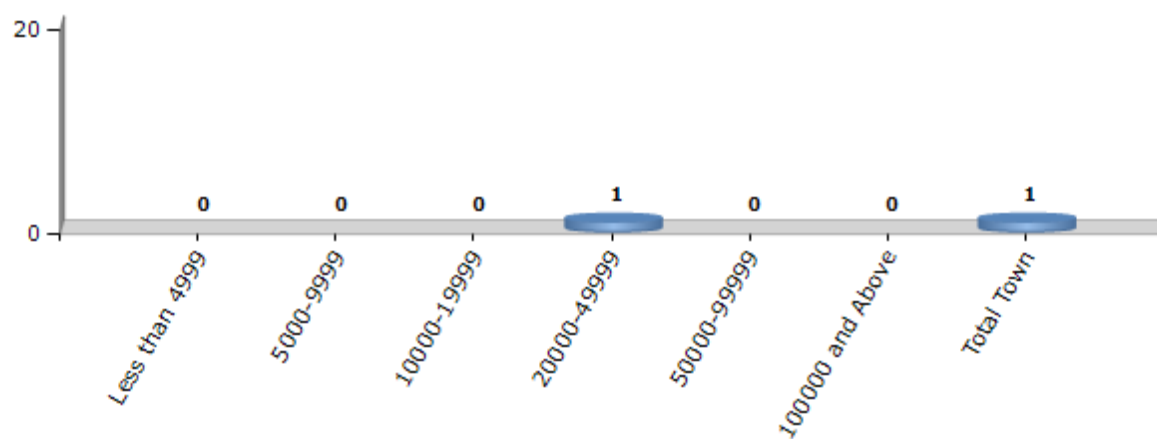


Demographics

Number of Towns by Population Size - 2011

Less than 4999	5000-9999	10000-19999	20000-49999	50000-99999	100000 and Above	Total Town
0	0	0	1	0	0	1

Number of Towns by Population Size - 2011

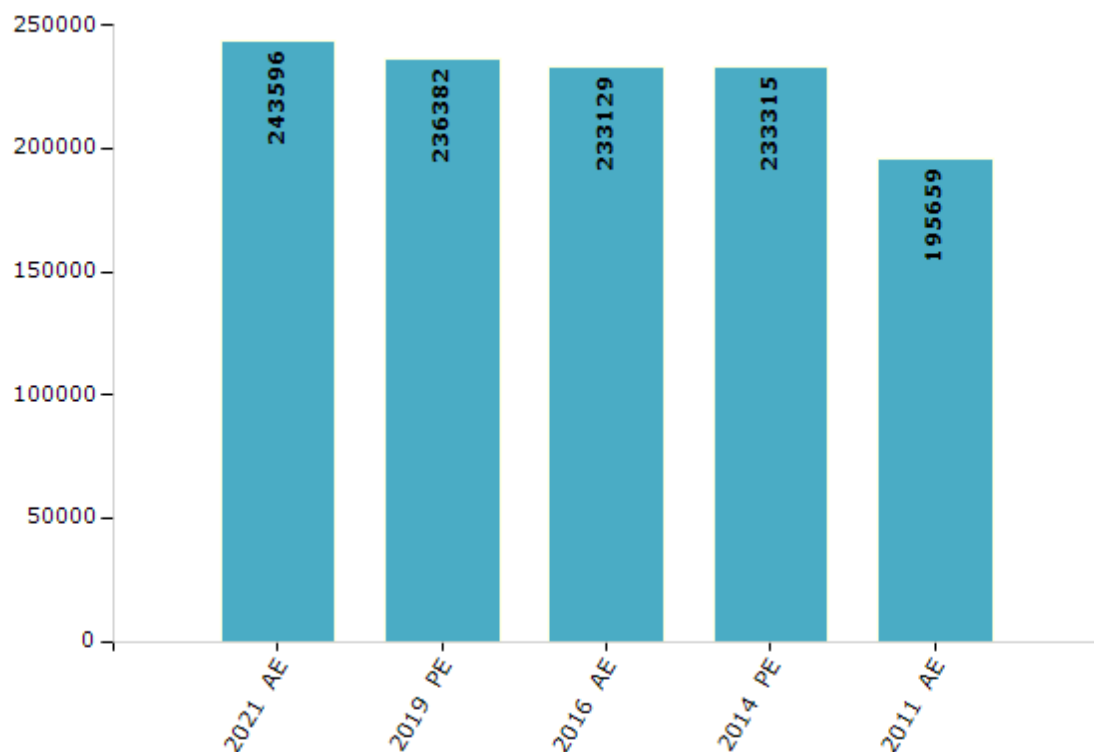


Electoral Features

Electors by Male & Female

Year	Male	Female	Others	Total	Year	Male	Female	Others	Total
2021 AE	119186	124374	36	243596	1999 PE	-	-	-	-
2019 PE	115925	120427	30	236382	1996 AE	-	-	-	-
2016 AE	114260	118846	23	233129	1991 AE	-	-	-	-
2014 PE	115473	117823	19	233315	1989 AE	-	-	-	-
2011 AE	97350	98309	-	195659	1984 AE	-	-	-	-
2009 PE	-	-	-	-	1980 AE	-	-	-	-
2006 AE	-	-	-	-	1977 AE	-	-	-	-
2004 PE	-	-	-	-	1971 AE	-	-	-	-
2001 AE	-	-	-	-	1967 AE	-	-	-	-

Number of Electors



Note : AE : Assembly Election, PE : Assembly Segment of Parliamentary Election

Historical Summary Election Results

Summary Result of Assembly Election - 2016

Candidate Name	Party	Votes	Votes %
Rajan Chellappa, V.V.	AIADMK	70460	45.64
Karthikeyan, V.	INC	51621	33.44
Mujupur Rahuman, S.	DMDK	17732	11.49
Saral, M.	NTK	3541	2.29
Aasai Kumar, R.	PMK	2039	1.32
Anand, B.	IJK	1339	0.87
Thiruchenthuran, R.	GMI	892	0.58
Bhagavathy, P.	AIFB	641	0.42
Abdul Sukkur, I.	IND	422	0.27
Murugan, P.	IND	351	0.23
Gopalakrishnan, M.	IND	330	0.21
Ida Revathy, R.	MMKA	325	0.21
Karthikeyan, E.	IND	281	0.18
Ramasamy, T.	IND	171	0.11
Gopi Shankar, M.	AMMK	157	0.1
Voltaire, M.J.	SUCI	127	0.08
Muthupandi, S.	IND	115	0.07
Karuppaiah, S.	TAVK	115	0.07
Kaasim Sait, M.K.A.	IND	87	0.06
Ravi, C.	IND	74	0.05
Jeevanandam, S.	IND	69	0.04
	NOTA	3479	2.25

Polling Station Level Election Results

Number and Name of Polling Stations (PS) (2021)

Number of Polling Stations	Name of Polling Stations	Number of Polling Stations	Name of Polling Stations
1	Manohara Middle School, Terraced Building West Side 1St Street Visalam Tiled Room Ahimsapuram	16	Nehru Vidyalaya Middle School West Block, Center Portion, Prasad Road, Narimedu.
2	Manohara Middle School, Terraced Building East Side 1St Street Visalam Tiled Room Ahimsapuram	16A	Nehru Vidyalaya Middle School West Block, Center Portion, Prasad Road, Narimedu.
3	Manohara Middle School , West Side, Ahimsapuum 1St Visalam Tiled Room, Sellur.	17	Nehru Vidyalaya Middle School Rcc Building, North Block, East Portion, Prasad Road, Narimedu.
4	Manohara Middle School , East Side, Ahimsapuum 1St Visalam Tiled Room, Sellur.	18	Katie Vilcox Matriculation School East Block, North Room, Prasad Road, Narimedu.
5	Corporation Middle School, Icids-27, East Side Entrance, West Side Rcc Building, Sivagami Street, Ahimshapuram, Mela Street, New Visalam, Sellur.	18A	Katie Vilcox Matriculation School East Block, North Room, Prasad Road, Narimedu.
5A	Corporation Middle School, Icids-27, East Side Entrance, West Side Rcc Building, Sivagami Street, Ahimshapuram, Mela Street, New Visalam, Sellur.	19	Manohara Middle School, Thiyagi Balu 3Rd Street, Tiled Building, East Side, Sellur.
6	Corporation Middle School Icids No.26 East Side Entrance, West Side, Rcc Building, Sivagami Street, Sellur.	19A	Manohara Middle School, Thiyagi Balu 3Rd Street, Tiled Building, East Side, Sellur.
7	Shela Paulprimary School, Rcc Building, South Side, East Building 18, Sathiyamoorthy 6Th Street, Meenambalpuram -625002	20	Manohara Middle School, Thiyagi Balu 3Rd Street, Tiled Building, East Side, Sellur.
7A	Shela Paulprimary School, Rcc Building, South Side, East Building 18, Sathiyamoorthy 6Th Street, Meenambalpuram -625002	20A	Manohara Middle School, Thiyagi Balu 3Rd Street, Tiled Building, East Side, Sellur.
8	Anitha Nursary And Primary School, North Site Building Singarayar Colony South Street, Madurai-625002	21	Corporation Middle School Southern Side Buidling, East Portion, Sivagami Street, Ahimsapuram Mela Street, New Visalam, Sellur.
9	Siva Nursary, North Site Building 40, Pattukottai Kalyanasundaram Street, Sellur-625002	22	Corporation Middle School Southern Side Building, West Portion, Sivagami Street, Ahimsapuram Mela Street New Visalam, Sellur.
10	Grown Matric Hr.Sec. School, 31A, Pallivasal Street, Goripalayam - 625002	23	Manohara Middle School, Thiyagi Balu 3Rd Street, Rcc West Building, Sellur.
10A	Grown Matric Hr.Sec. School, 31A, Pallivasal Street, Goripalayam - 625002	23A	Manohara Middle School, Thiyagi Balu 3Rd Street, Rcc West Building, Sellur.
11	Grown Matric Hr.Sec. School, 31A, Pallivasal Street, Goripalayam - 625002	24	Sellur Oht Inside Icids No.23, Palam Station Road, Sellur.
12	Jeya Bharat Middle School, Suyrajyapuram 5Th Street, North Side, Sellur.	25	Manohara Middle School East Side Building, Tagore Nagar, Icids Centre
12A	Jeya Bharat Middle School, Suyrajyapuram 5Th Street, North Side, Sellur.	26	Anitha Nursary And Primary School, North Site Building Singarayar Colony South Street, Madurai-625002
13	Jeya Bharat Middle School, South Side, Suyarajyapuram 5Th Street, Sellur.	26A	Anitha Nursary And Primary School, North Site Building Singarayar Colony South Street, Madurai-625002
14	Corporation Middle School, Icids-25, North Side Entrance, West Side Rcc Building, Sivagami Street, Ahimshapuram Mela Street, New Visalam, Sellur.	27	Siva Nursery School, Ahimsapuram 2Nd Street Visalam, Rcc Building - 625002
14A	Corporation Middle School, Icids-25, North Side Entrance, West Side Rcc Building, Sivagami Street, Ahimshapuram Mela Street, New Visalam, Sellur.	28	Madurai Corporation Primary School, Sivakami Street, Kattapomman Nagar, -625002
15	Corporation Middle School, Ahimshapuram, North Face, Sellur.	29	Corporation Nakkirar Kalyana Mandapam, North Portion, East Building, Kulamangalam Road, Sellur - 625002.
15A	Corporation Middle School, Ahimshapuram, North Face, Sellur.	29A	Corporation Nakkirar Kalyana Mandapam, North Portion, East Building, Kulamangalam Road, Sellur - 625002.

Contd....

Polling Station Level Election Results

Polling Station-wise Votes Secured by Overall Top Five Parties in Madurai North Assembly in Assembly Election (AE) under Madurai Parliamentary Constituency in Tamil Nadu (2021)

Number of Polling Station	Winner - Thalapathi G (DMK)	Runner-up - Saravanan P (BJP)	3rd - Anbarasi S (NTK)	4th - Alagar M (MNM)	5th - Jeyapal M (AMMKMNKZ)	NOTA	Other	Total Votes Secured
25	196	237	64	36	12	4	3	552
26	185	164	88	41	7	2	6	493
26A	178	205	48	36	11	4	8	490
27	112	150	38	25	20	4	13	362
28	210	222	95	55	27	7	7	623
29	140	168	102	37	19	3	4	473
29A	131	200	62	41	15	4	8	461
30	140	146	58	29	6	6	4	389
30A	156	161	34	18	6	3	4	382
31	237	260	86	51	35	2	17	688
32	209	294	92	35	20	4	8	662
33	158	183	75	27	15	5	3	466
33A	185	215	30	21	10	6	5	472
34	211	243	52	27	16	3	2	554
35	206	179	84	18	10	5	5	507
36	202	191	88	21	14	9	7	532
36A	209	217	48	17	6	8	7	512
37	151	140	46	21	7	3	1	369
37A	135	143	18	11	12	2	3	324
38	217	318	62	31	13	12	5	658
39	147	284	47	25	14	8	3	528
40	173	223	68	34	9	7	1	515
40A	173	252	30	13	12	2	2	484
41	178	169	53	20	15	3	1	439
41A	202	173	38	20	8	0	6	447
42	273	171	61	30	26	6	3	570
43	223	137	82	41	5	7	3	498
43A	236	154	46	48	6	6	4	500
44	220	79	38	6	6	1	2	352
44A	255	82	18	16	6	3	5	385
45	267	93	50	24	6	6	3	449
45A	272	119	31	27	10	9	2	470
46	182	141	72	35	16	10	5	461
46A	189	222	36	22	9	3	3	484
47	214	229	60	29	10	1	3	546

Contd....

Polling Station Level Election Results

Winner, Runner-up and 3rd Party Position & Winning Margin According to Polling Stations in Madurai North Assembly in Assembly Election (AE) under Madurai Parliamentary Constituency in Tamil Nadu (2021)

Polling Station Number	Winner Party	Winner Votes (%)	Runner-up Party	Runner-up Votes (%)	Winning Margin Votes (%)	Third Party	Third Party Votes (%)	Other Votes (%)
50A	DMK	189 (46.78)	BJP	123 (30.45)	66 (16.33)	NTK	41 (10.15)	51 (12.62)
51	DMK	168 (45.53)	BJP	95 (25.75)	73 (19.78)	NTK	51 (13.82)	55 (14.91)
51A	DMK	162 (44.38)	BJP	106 (29.04)	56 (15.34)	NTK	35 (9.59)	62 (16.99)
52	DMK	493 (85.59)	BJP	29 (5.03)	464 (80.56)	NTK	20 (3.47)	34 (5.9)
53	BJP	196 (43.75)	DMK	161 (35.94)	35 (7.81)	NTK	52 (11.61)	39 (8.71)
53A	BJP	228 (51.01)	DMK	154 (34.45)	74 (16.56)	NTK	25 (5.59)	40 (8.95)
54	DMK	128 (52.89)	BJP	72 (29.75)	56 (23.14)	NTK	25 (10.33)	17 (7.02)
55	DMK	148 (42.53)	BJP	115 (33.05)	33 (9.48)	NTK	43 (12.36)	42 (12.07)
55A	DMK	160 (44.2)	BJP	123 (33.98)	37 (10.22)	NTK	29 (8.01)	50 (13.81)
56	BJP	244 (40.33)	DMK	233 (38.51)	11 (1.82)	NTK	50 (8.26)	78 (12.89)
57	DMK	201 (43.32)	BJP	179 (38.58)	22 (4.74)	NTK	34 (7.33)	50 (10.78)
58	DMK	210 (44.78)	BJP	143 (30.49)	67 (14.29)	NTK	69 (14.71)	47 (10.02)
58A	BJP	197 (41.21)	DMK	188 (39.33)	9 (1.88)	NTK	36 (7.53)	57 (11.92)
59	DMK	165 (40.24)	BJP	150 (36.59)	15 (3.65)	NTK	58 (14.15)	37 (9.02)
59A	BJP	181 (47.51)	DMK	136 (35.7)	45 (11.81)	NTK	27 (7.09)	37 (9.71)
60	DMK	204 (44.54)	BJP	149 (32.53)	55 (12.01)	NTK	61 (13.32)	44 (9.61)
60A	DMK	209 (45.04)	BJP	175 (37.72)	34 (7.32)	NTK	37 (7.97)	43 (9.27)
61	DMK	313 (48.91)	BJP	183 (28.59)	130 (20.32)	NTK	87 (13.59)	57 (8.91)
62	DMK	212 (47.43)	BJP	175 (39.15)	37 (8.28)	NTK	30 (6.71)	30 (6.71)
63	DMK	267 (59.6)	BJP	85 (18.97)	182 (40.63)	NTK	60 (13.39)	36 (8.04)
63A	DMK	323 (65.25)	BJP	120 (24.24)	203 (41.01)	NTK	24 (4.85)	28 (5.66)
64	BJP	286 (49.91)	DMK	177 (30.89)	109 (19.02)	NTK	63 (10.99)	47 (8.2)
65	BJP	189 (43.85)	DMK	143 (33.18)	46 (10.67)	NTK	56 (12.99)	43 (9.98)
66	DMK	155 (40.47)	BJP	151 (39.43)	4 (1.04)	NTK	45 (11.75)	32 (8.36)
66A	DMK	161 (41.39)	BJP	156 (40.1)	5 (1.29)	MNM	28 (7.2)	44 (11.31)
67	BJP	154 (38.6)	DMK	153 (38.35)	1 (0.25)	NTK	42 (10.53)	50 (12.53)
67A	BJP	190 (46)	DMK	156 (37.77)	34 (8.23)	MNM	29 (7.02)	38 (9.2)
68	BJP	258 (41.61)	DMK	212 (34.19)	46 (7.42)	MNM	67 (10.81)	83 (13.39)
69	BJP	190 (39.01)	DMK	184 (37.78)	6 (1.23)	NTK	50 (10.27)	63 (12.94)
70	DMK	266 (46.34)	BJP	186 (32.4)	80 (13.94)	MNM	54 (9.41)	68 (11.85)
71	DMK	248 (49.6)	BJP	169 (33.8)	79 (15.8)	NTK	36 (7.2)	47 (9.4)
72	DMK	404 (54.74)	BJP	245 (33.2)	159 (21.54)	NTK	40 (5.42)	49 (6.64)
73	DMK	186 (46.97)	BJP	119 (30.05)	67 (16.92)	NTK	55 (13.89)	36 (9.09)
73A	DMK	210 (51.98)	BJP	133 (32.92)	77 (19.06)	NTK	26 (6.44)	35 (8.66)
74	DMK	204 (47.11)	BJP	127 (29.33)	77 (17.78)	NTK	52 (12.01)	50 (11.55)
74A	DMK	173 (41.49)	BJP	152 (36.45)	21 (5.04)	MNM	46 (11.03)	46 (11.03)
75	DMK	251 (50.3)	BJP	146 (29.26)	105 (21.04)	NTK	52 (10.42)	50 (10.02)

Contd....

DISCLAIMER

The Terms of Use and Disclaimer of Datanet India Private Limited (hereinafter referred to as "Datanet") for use of this analysis report of **Madurai North Assembly Constituency (Madurai North Vidhan Sabha)** :-

1. **Assembly Factbook™** is a Registered Trade Mark owned by Datanet.
2. All the maps are sketched and graphical representation only and have not been drawn to the scale and also not to represent the actual geographical area or boundary of the unit.
3. The data for the aforesaid analysis is based on authentic sources and has been culled from the various publications of Census, CSO and NSSO for district and block level data, various central and state government departments, Central & State Elections Commissions and the concerned Returning Officers' releases, Electoral Rolls, Election results and allied publications, internal assessment, surveys, estimates and analysis. Therefore, certain adjustment of data at micro level may have been done to arrive closer to the macro data.
4. Data have been provided on an "As Is" and "As AVAILABLE" basis
5. The colours shown in the maps or diagram and charts of a particular party, alliance or AC are indicative and do not represent them.
6. This publication which includes maps, sheets, graphs and data would be the property under copyright of Datanet only. The user may use these for its internal study, analysis and research purposes. It's public display, re-selling or any commercial uses by the user are not allowed.
7. Datanet has taken due care and caution in compilation and processing of data and allied information, but does not guarantee the accuracy, adequacy or completeness of any information/analysis and will be not responsible for any errors or omissions or for the results obtained from the use of such information/analysis.
8. All the contents for the publication have been culled from various authentic sources and Datanet reasonably believes such sources to be reliable, but does not make any representations, express or implied as to the accuracy or fitness of use of such information. The information or contents of the information/analysis do not constitute advice and should not be relied upon in making (or refraining from making) any decision. Any reliance placed upon the information provided by Datanet is the sole responsibility and strictly at the user's risk.
9. In no event will Datanet be liable for any damages (including, without limitation, damages for loss of business projects, or loss of profits) arising in contract, tort or otherwise from the use of or inability to use any of its contents, or from any action taken (or refrained from being taken) as a result of using the analysis or any of its contents. Datanet its directors, owners, editors, officials, employees, distributor and agents or any associate will not be liable for any errors in the information contained or any consequences arising from the use of the contents of the provided information/analysis.
10. If any provision of these terms and conditions is held invalid or illegal or unenforceable for any reason by any court of competent jurisdiction, such provision shall be severed and the remainder of provisions of the terms and conditions shall continue in full force and effect as if the Term of Use had been executed with the invalid, illegal or unenforceable provision eliminated.
11. If there are any discrepancies in the information provided, please bring it to attention of Datanet for suitable rectification measures.

Buy Online This Complete Book At
Datanet India eBooks Store

www.indiastatpublications.com

or go directly at

[http://www.indiastatpublications.com/
Assembly_factbook/Tamil_Nadu/Madurai/Madurai_North](http://www.indiastatpublications.com/Assembly_factbook/Tamil_Nadu/Madurai/Madurai_North)



 **indiastat**elections

ISBN : 978-93-5313-785-4



9 789353 137854