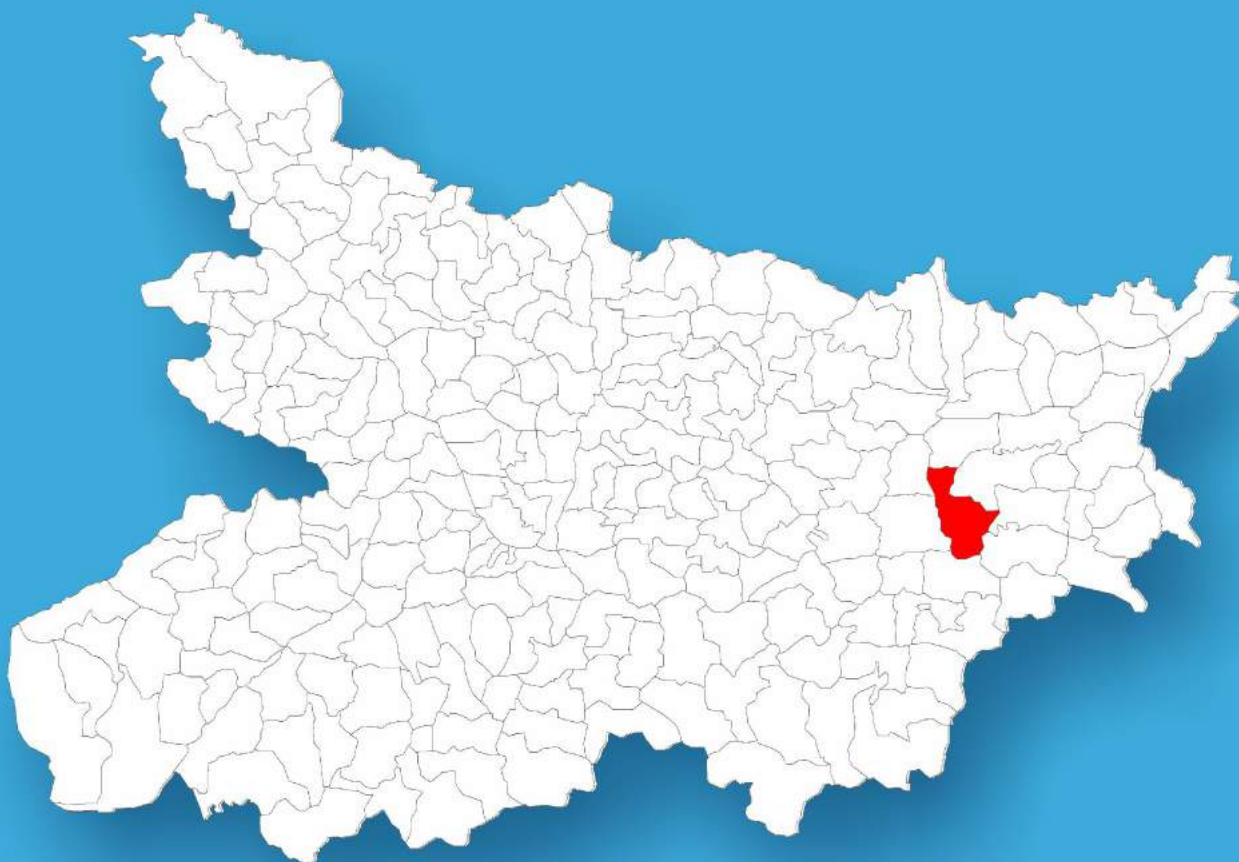




Bihar

Assembly Factbook™

Rupauli Assembly Constituency



Key Electoral Data of Rupauli
Assembly Constituency (Vidhan Sabha)

Bihar

Assembly Factbook™

Rupauli Assembly Constituency



Rupauli Vidhan Sabha

Editor & Director

Dr. R.K. Thukral

Research Editor

Dr. Shafeeq Rahman

Compiled, Researched and Published by Datanet India Pvt. Ltd.

D-100, 1st Floor,

Okhla Industrial Area, Phase-I,
New Delhi- 110020.

Ph.: 91-11- 43580781-84

Email : support@indiastatpublications.com

Website : www.indiastatelections.com

Online Book Store :

www.indiastatpublications.com

Report No. : AFB/BR-060-0123

ISBN : 978-93-5313-176-0

First Edition : January, 2018

Sixth Updated Edition : January, 2023

Price : Rs. 11500/-

US\$ 310

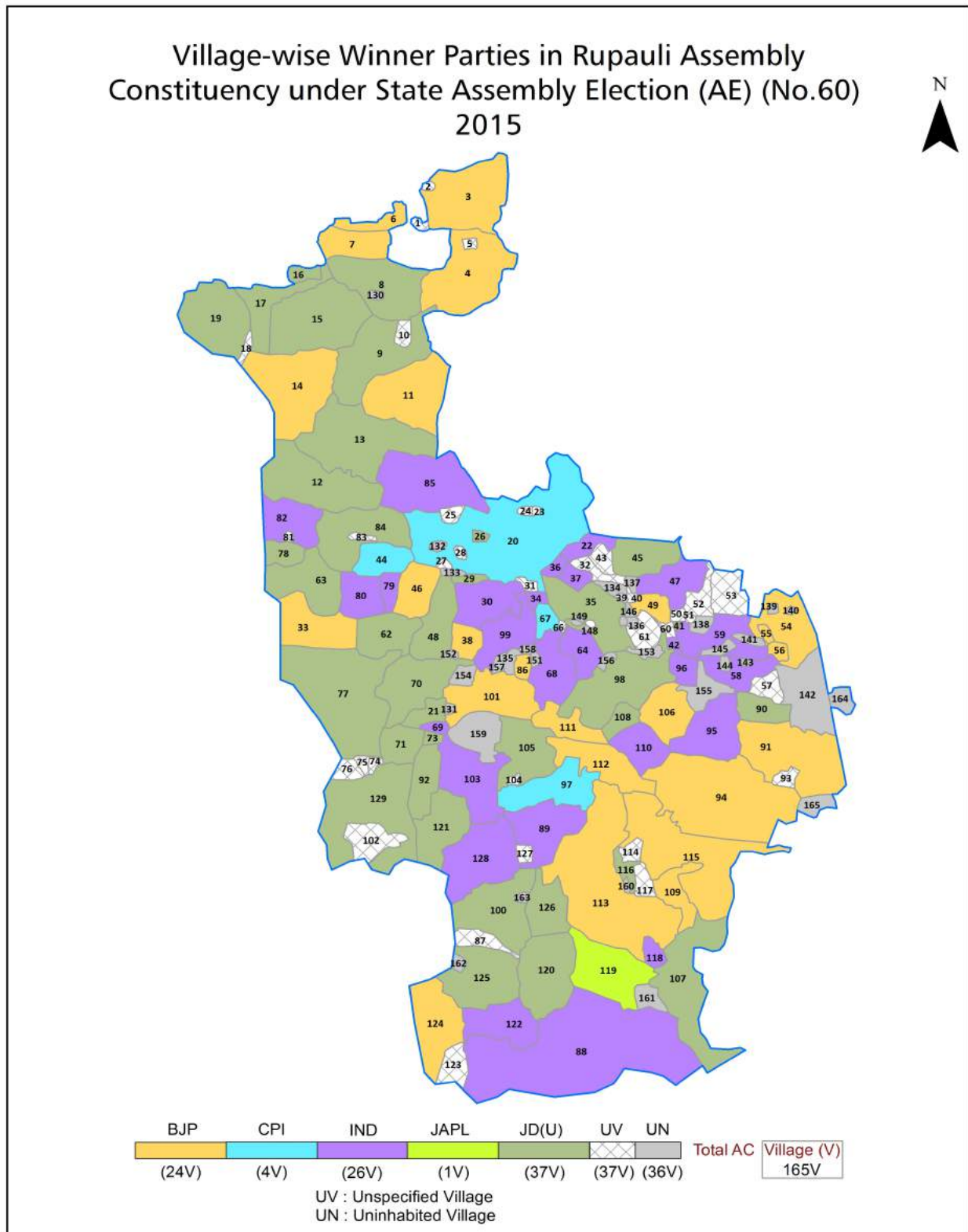
© Datanet India Pvt. Ltd.

All rights reserved. No part of this book may be reproduced, stored in a retrieval system or transmitted in any form or by any means, mechanical photocopying, photographing, scanning, recording or otherwise without the prior written permission of the publisher. Please refer to Disclaimer at page no. 255 for the use of this publication.

Printed in India

No.	Particulars	Page No.
	Introduction	
1	Assembly Constituency - (Vidhan Sabha) at a Glance Features of Assembly as per Delimitation Commission of India (2008)	1-2
	Location and Political Maps	
2	Location Map Boundaries of Assembly Constituency - (Vidhan Sabha) in District Boundaries of Assembly Constituency under Parliamentary Constituency - (Lok Sabha) Village-wise Winner Parties- 2020, 2019, 2015, 2014, 2010 and 2009	3-11
	Administrative Setup (2011)	
3	District Sub-district Towns Villages Inhabited Villages Uninhabited Villages Village Panchayat Intermediate Panchayat	12-19
	Demographics (2011)	
4	Population Households Rural/Urban Population Villages by Population Size Sex Ratio (Total & 0-6 Years) Religious Population Social Population Literacy Rate	20-21
	Electoral Features	
5	Important Dates of Last Elections Held Electors by Gender Service Electors Voters Voters Turnout Polling Stations & Average Number of Electors per Polling Station Electors by Age Group Present Elected Representatives	22-27
	Historical Summary Election Results	
6	Vote Share of Major Parties Winning Margin (Number & Percentage) Polarity of Parties Summary Result of Assembly Segment of Parliamentary Elections 2019, 2014, 2009, 2004 and 1999 Summary Result of Assembly Elections 2020, 2015, 2010, 2005 (Oct), 2005 (Feb), 2000, 1995, 1990, 1985, 1980, 1977, 1972, 1969, 1967, 1962, 1957 and 1952	28-54
	Polling Station Level Election Results	
7	Name and Number of Polling Station 2020, 2019, 2015, 2014, 2010 and 2009 Polling Station-wise Electors, Voters & Voters Turnout 2020, 2019, 2015, 2014, 2010 and 2009 Polling Station wise Elections Results 2020, 2019, 2015, 2014, 2010 and 2009	55-234
	Share of Assembly Constituency	
8	Share of Assembly Constituency - (Vidhan Sabha) in State, District and Parliamentary Constituency - (Lok Sabha)	235
	Socio-Economic Amenities (2011)	
9	Access to Administrative Units Agricultural, Manufacturing and Industrial Commodities Demographic Indicators Education Health & Manpower Drinking Water Supply Sanitation Entertainment and Recreations Infrastructure Power Food Allocation Distribution and Marketing of Agriculture Commodities Infrastructure Transport and Road Infrastructure Communication Banking and Financial Services Land Use Irrigation Source	237-251
10	Abbreviation & Sources	252-254
11	Disclaimer	255

Location & Political Map



Administrative Setup

List of Village Panchayat & Intermediate Panchayat (Block) Name - 2011

Village Name	Village Panchayat Name	Intermediate Panchayat Name
Akbarpur	Sonua	Bhawanipur
Anjhari	Bhaua Parbal	Rupauli
Arbana Chakla	Arbana Chakla	Barhara
Auria	Siripur Milik	Bhawanipur
Babhan Chako	Supaili	Bhawanipur
Bahadura	Lachhimipur Girdhar	Rupauli
Bahuti	Nathpur	Rupauli
Bairbana	Basdeopur	Barhara
Bairia	Goriyar Patti Srimat	Rupauli
Bairma	Goriyar Patti Srimat	Rupauli
Balia	Kanp	Rupauli
Banki	Bhikna	Rupauli
Barhari	Basdeopur	Barhara
Barhari	Barhari	Bhawanipur
Basantpur	Basantpur	Rupauli
Basantpur Chintaman Milik	Basantpur Chintamanuska Bari	Bhawanipur
Basantpur Chintamanuska Bari	Basantpur Chintamanuska Bari	Bhawanipur
Basdeopur	Basdeopur	Barhara
Basgarha	Basantpur	Rupauli
Basmanpur urf. Baksand	Sonua	Bhawanipur
Bela Parsadi	Singhpur Diyara	Rupauli
Bhamet	Gonwara Patkaili	Bhawanipur
Bhandsar Milik	Siripur Milik	Bhawanipur
Bhatsara	Bhatsara	Barhara
Bhaua Parbal	Bhaua Parbal	Rupauli
Bhawanipur Istamrar	Jabe	Bhawanipur
Bhawanipur Milik	Jabe	Bhawanipur
Bhawanipur Patkaili	Basantpur	Rupauli
Bhawanipur Rajdham	Sahidganj, Jabe, Bhawanipur West, Bhawanipur East	Bhawanipur

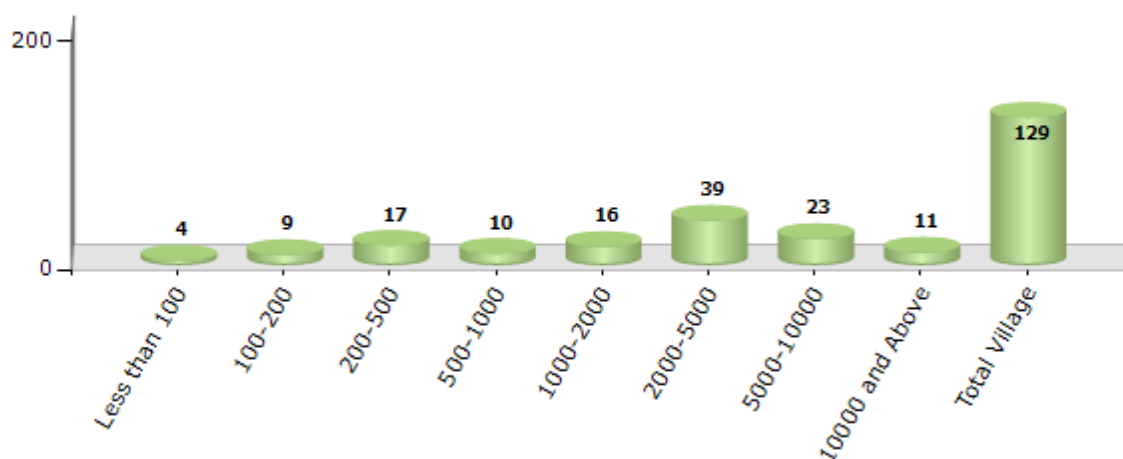
Contd....

Demographics

Number of Villages by Population Size - 2011

Less than 100	100-200	200-500	500-1000	1000-2000	2000-5000	5000-10000	10000 and Above	Total Village
4	9	17	10	16	39	23	11	129

Number of Villages by Population Size - 2011

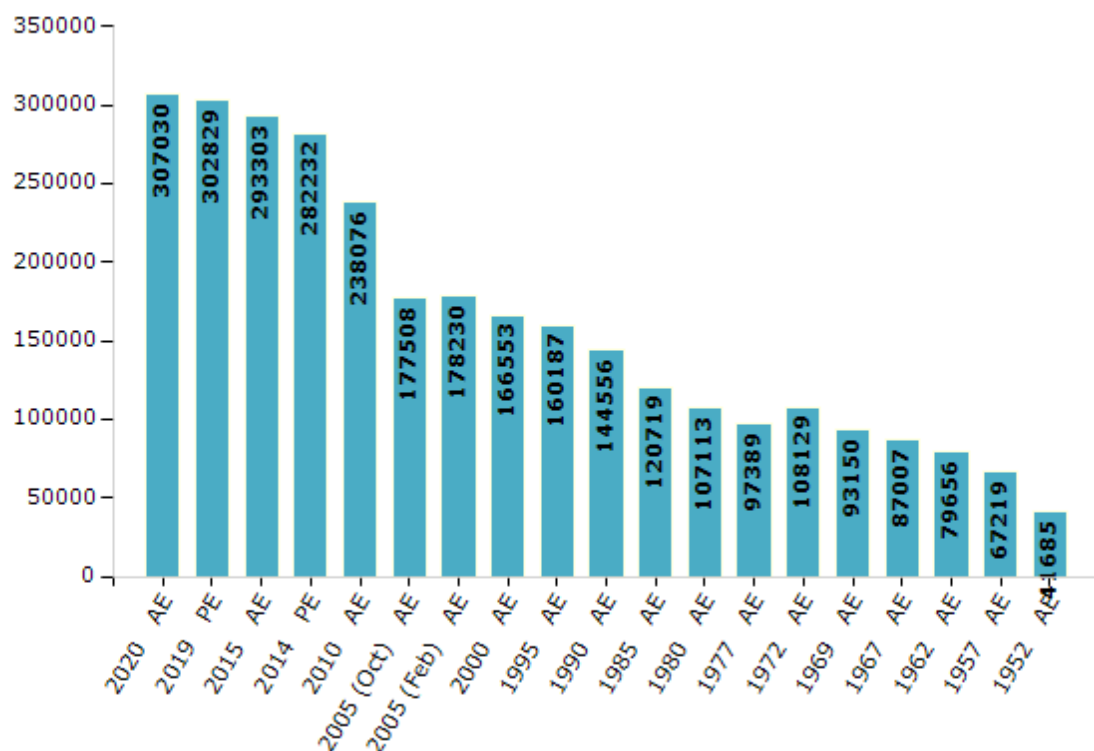


Electoral Features

Electors by Male & Female

Year	Male	Female	Others	Total	Year	Male	Female	Others	Total
2020 AE	158879	148139	12	307030	1995 AE	85637	74550	-	160187
2019 PE	157153	145663	13	302829	1990 AE	73374	71182	-	144556
2015 AE	152294	140996	13	293303	1985 AE	60969	59750	-	120719
2014 PE	147264	134960	8	282232	1980 AE	58914	48199	-	107113
2010 AE	125166	112910	0	238076	1977 AE	60275	37114	-	97389
2009 PE	-	-	-	-	1972 AE	54611	53518	-	108129
2005 (Oct) AE	92971	84537	-	177508	1969 AE	48736	44414	-	93150
2005 (Feb) AE	93178	85052	-	178230	1967 AE	-	-	-	87007
2004 PE	-	-	-	-	1962 AE	-	-	-	79656
2000 AE	88312	78241	-	166553	1957 AE	-	-	-	67219
1999 PE	-	-	-	-	1952 AE	-	-	-	41685

Number of Electors



Note : AE : Assembly Election, PE : Assembly Segment of Parliamentary Election

Historical Summary Election Results

Summary Result of Assembly Election - 2015

Candidate Name	Party	Votes	Votes %
Bima Bharti	JD(U)	50945	28.13
Prem Prakash Mandal	BJP	41273	22.79
Shankar Singh	IND	34793	19.21
Savan Kumar	CPI	10426	5.76
Parmanand Singh	IND	8497	4.69
Vasdev Sharma	IND	4567	2.52
Kiran Devi	JAPL	3639	2.01
Dipak Kumar Sharma	IND	3522	1.94
Ketan Kumar Singh	BSP	2757	1.52
Kumar Manoranjan	IND	2746	1.52
Bindeshwari Sharma	CPI(ML)(L)	2587	1.43
Sanjeev Jaiswal	IND	2402	1.33
Surya Narayan Singh Yadav	IND	2043	1.13
Sund Kant Bhagat	IND	1906	1.05
Manoj Kr. Roy	RaJPa	1531	0.85
Birbal Kumar Yadav	MVM	1194	0.66
Roshan Kumar Ravi	SKLP	1159	0.64
Udali Devi	IND	1087	0.6
Ashok Kumar Jaiswal	IND	921	0.51
Nityanand Gupta	AAHPty	858	0.47
	NOTA	2277	1.26

Polling Station Level Election Results

Number and Name of Polling Stations (PS) (2020)

Number of Polling Stations	Name of Polling Stations	Number of Polling Stations	Name of Polling Stations
1	Madhya Vidhyalaya Mahikhand Paschim Bhag	14A	Madhya Vidhyalaya Jayanagara Pashchim Bhag
2	Madhya Vidhyalaya Mahikhand Purab Bhag	15	Prathmik Vidhyalaya Gondhinagar Oralaha
2A	Madhya Vidhyalaya Mahikhand Purab Bhag	15A	Prathmik Vidhyalaya Gondhinagar Oralaha
3	Madhya Vidhyalaya Nathapur Rangada Uttar Bhag	16	Kanya Madhya Vidhyalaya Badahari Boya Bhag
4	Madhya Vidhyalaya Nathapur Rangada Dakshin Bhag	16A	Kanya Madhya Vidhyalaya Badahari Boya Bhag
5	Madhya Vidhyalaya Sirasiya	17	Kanya Madhya Vidhyalaya Badahari Dayo Bhag
5A	Madhya Vidhyalaya Sirasiya	18	Adarsh Madhya Vidhyalaya Badahara Kothi Purab Bhag
6	Prathmik Vidhyalaya Varuneshwar Sthan	18A	Adarsh Madhya Vidhyalaya Badahara Kothi Purab Bhag
6A	Prathmik Vidhyalaya Varuneshwar Sthan	19	Adarsh Madhya Vidhyalaya Badahara Kothi Dakshin Bhag
7	Prathmik Vidhyalaya Hanuman Nagar Chakala	20	Ardash Madhya Vidhyalaya Badahara Kothi Paschim Bhag
7A	Prathmik Vidhyalaya Hanuman Nagar Chakala	21	Adarsh Madhya Vidhyalaya Badahara Kothi Uttar Bhag
8	Madhya Vidhyalaya Varuna	21A	Adarsh Madhya Vidhyalaya Badahara Kothi Uttar Bhag
8A	Madhya Vidhyalaya Varuna	22	Madhya Vidhyalaya Kothi Tol Uttar Bhag
9	Panchayat Bhavan Oralaha	23	Madhya Vidhyalaya Kothi Tol Dakshin Bhag
10	Madhya Vidhyalaya Oralaha Pashchim Bhag	24	Madhya Vidhyalaya Harirahi Purab Bhag
11	Madhya Vidhyalaya Oralaha Uttar Bhag	24A	Madhya Vidhyalaya Harirahi Purab Bhag
11A	Madhya Vidhyalaya Oralaha Uttar Bhag	25	Madhya Vidhyalaya Harirahi Pakshim Bhag
12	Madhya Vidhyalaya Oralaha Dakshin Bhag	25A	Madhya Vidhyalaya Harirahi Pakshim Bhag
13	Madhya Vidhyalaya Jayanagara Purab Bhag	26	Prathmik Vidhyalaya Shankari
13A	Madhya Vidhyalaya Jayanagara Purab Bhag	26A	Prathmik Vidhyalaya Shankari
14	Madhya Vidhyalaya Jayanagara Pashchim Bhag	27	Madhya Vidhyalaya Thadhi Uttar Bhag

Contd....

Polling Station Level Election Results

Polling Station-wise Votes Secured by Overall Top Five Parties in Rupauli Assembly in Assembly Election (AE) under Purnia Parliamentary Constituency in Bihar (2020)

Number of Polling Station	Winner - Bima Bharti (JD(U))	Runner-up - Shankar Singh (LJP)	3rd - Vikash Chandra Mandal (CPI)	4th - Kaladhar Prasad Mandal (IND)	5th - Premprakash Mandal (IND)	NOTA	Other	Total Votes Secured
24	185	41	12	7	7	13	24	289
24A	163	40	80	5	5	5	30	328
25	97	39	57	13	6	6	29	247
25A	114	6	74	1	2	5	8	210
26	149	45	72	8	7	5	28	314
26A	209	20	74	5	3	4	20	335
27	241	40	145	10	13	14	50	513
28	313	29	90	1	3	16	23	475
29	36	405	16	11	3	5	16	492
30	51	272	44	25	12	8	73	485
31	179	60	89	6	8	13	31	386
31A	65	169	7	2	2	5	37	287
32	95	105	8	6	5	7	19	245
32A	116	100	7	2	3	4	9	241
33	362	73	21	1	5	11	31	504
34	227	14	16	1	3	8	14	283
35	93	40	270	5	37	20	70	535
36	45	49	376	3	13	8	23	517
37	339	11	40	5	14	13	20	442
37A	33	3	186	4	10	4	13	253
38	88	96	161	12	15	8	44	424
38A	235	13	24	4	6	11	35	328
39	347	0	1	4	1	12	5	370
39A	295	3	19	0	7	21	16	361
40	357	2	18	3	13	24	19	436
41	262	79	127	30	16	18	46	578
42	261	32	89	36	11	10	43	482
43	272	35	16	5	7	7	31	373
43A	22	245	5	17	3	4	33	329
44	171	116	190	24	23	19	68	611
45	131	49	235	13	17	17	52	514
46	351	8	52	2	7	19	26	465
47	282	77	48	9	7	20	44	487
47A	177	82	37	4	5	11	20	336
48	232	32	32	20	13	18	59	406

Contd....

Polling Station Level Election Results

Winner, Runner-up and 3rd Party Position & Winning Margin According to Polling Stations in Rupauli Assembly in Assembly Election (AE) under Purnia Parliamentary Constituency in Bihar (2020)

Polling Station Number	Winner Party	Winner Votes (%)	Runner-up Party	Runner-up Votes (%)	Winning Margin Votes (%)	Third Party	Third Party Votes (%)	Other Votes (%)
48A	JD(U)	135 (52.12)	CPI	46 (17.76)	89 (34.36)	LJP	21 (8.11)	57 (22.01)
49	JD(U)	287 (71.93)	CPI	57 (14.29)	230 (57.64)	LJP	11 (2.76)	44 (11.03)
49A	CPI	146 (45.91)	LJP	83 (26.1)	63 (19.81)	IND (KPM)	19 (5.97)	70 (22.01)
50	CPI	256 (48.76)	JD(U)	132 (25.14)	124 (23.62)	LJP	61 (11.62)	76 (14.48)
51	JD(U)	176 (42.11)	CPI	81 (19.38)	95 (22.73)	LJP	57 (13.64)	104 (24.88)
51A	JD(U)	204 (77.57)	IND (PPM)	18 (6.84)	186 (70.73)	CPI	9 (3.42)	32 (12.17)
52	JD(U)	255 (59.86)	LJP	49 (11.5)	206 (48.36)	IND (PPM)	30 (7.04)	92 (21.6)
53	JD(U)	317 (71.72)	IND (PPM)	38 (8.6)	279 (63.12)	IND (KPM)	11 (2.49)	76 (17.19)
53A	JD(U)	196 (70.25)	CPI	40 (14.34)	156 (55.91)	IND (PPM)	8 (2.87)	35 (12.54)
54	CPI	203 (55.46)	JD(U)	101 (27.6)	102 (27.86)	LJP	28 (7.65)	34 (9.29)
55	JD(U)	277 (63.68)	CPI	112 (25.75)	165 (37.93)	IND (PPM)	13 (2.99)	33 (7.59)
56	CPI	157 (43.25)	JD(U)	91 (25.07)	66 (18.18)	LJP	56 (15.43)	59 (16.25)
56A	LJP	147 (51.58)	JD(U)	70 (24.56)	77 (27.02)	IND (ND)	21 (7.37)	47 (16.49)
57	JD(U)	116 (30.29)	LJP	103 (26.89)	13 (3.4)	CPI	77 (20.1)	87 (22.72)
57A	CPI	181 (69.08)	LJP	39 (14.89)	142 (54.19)	JD(U)	12 (4.58)	30 (11.45)
58	LJP	255 (73.91)	IND (ND)	23 (6.67)	232 (67.24)	JD(U)	17 (4.93)	50 (14.49)
58A	LJP	177 (81.57)	IND (KPM)	9 (4.15)	168 (77.42)	IND (ND)	8 (3.69)	23 (10.6)
59	JD(U)	131 (41.72)	LJP	58 (18.47)	73 (23.25)	IND (KPM)	18 (5.73)	107 (34.08)
60	JD(U)	208 (44.44)	JANADIP	138 (29.49)	70 (14.95)	LJP	31 (6.62)	91 (19.44)
60A	JD(U)	254 (64.8)	IND (KPM)	34 (8.67)	220 (56.13)	JANADIP	30 (7.65)	74 (18.88)
61	JD(U)	191 (45.58)	CPI	110 (26.25)	81 (19.33)	IND (KPM)	52 (12.41)	66 (15.75)
61A	JD(U)	114 (37.01)	CPI	98 (31.82)	16 (5.19)	LJP	36 (11.69)	60 (19.48)
62	LJP	204 (51)	JD(U)	118 (29.5)	86 (21.5)	CPI	18 (4.5)	60 (15)
62A	LJP	155 (51.32)	JD(U)	97 (32.12)	58 (19.2)	CPI	11 (3.64)	39 (12.91)
63	JD(U)	213 (42.94)	LJP	124 (25)	89 (17.94)	IND (KPM)	67 (13.51)	92 (18.55)
64	JD(U)	133 (38.89)	IND (KPM)	118 (34.5)	15 (4.39)	LJP	21 (6.14)	70 (20.47)
65	JD(U)	205 (34.92)	CPI	196 (33.39)	9 (1.53)	LJP	58 (9.88)	128 (21.81)
66	CPI	275 (51.4)	JD(U)	112 (20.93)	163 (30.47)	IND (KPM)	56 (10.47)	92 (17.2)
67	CPI	176 (34.99)	JD(U)	133 (26.44)	43 (8.55)	LJP	112 (22.27)	82 (16.3)
68	CPI	313 (85.99)	IND (PPM)	10 (2.75)	303 (83.24)	JD(U)	9 (2.47)	32 (8.79)
68A	CPI	171 (77.38)	IND (PPM)	16 (7.24)	155 (70.14)	RSSCMJP	10 (4.52)	24 (10.86)
69	CPI	368 (73.9)	LJP	36 (7.23)	332 (66.67)	JD(U)	22 (4.42)	72 (14.46)
70	CPI	330 (73.66)	LJP	57 (12.72)	273 (60.94)	IND (PPM)	17 (3.79)	44 (9.82)
71	CPI	423 (93.79)	LJP	13 (2.88)	410 (90.91)	JD(U)	5 (1.11)	10 (2.22)
72	CPI	508 (90.71)	LJP	24 (4.29)	484 (86.42)	JD(U)	8 (1.43)	20 (3.57)

Contd....

Socio-Economic Amenities - Rural

Access to Education Facilities

Particulars	Number of Villages (% of Population)				
	Available	Not Available	If Not Available (Distance of Nearest Facility)		
			A	B	C
Govt. Primary School	106 (97)	23 (3)	17 (2)	6 (1)	0 (0)
Private Primary School	6 (9)	123 (91)	0 (0)	0 (0)	0 (0)
Govt. Middle School	69 (81)	60 (19)	27 (9)	27 (8)	6 (3)
Private Middle School	2 (2)	127 (98)	0 (0)	0 (0)	0 (0)
Govt. Secondary School	10 (16)	119 (84)	12 (6)	78 (60)	27 (18)
Private Secondary School	0 (0)	129 (100)	0 (0)	1 (0)	1 (0)
Govt. Senior Secondary School	6 (7)	123 (93)	11 (5)	61 (42)	49 (45)
Private Senior Secondary School	0 (0)	129 (100)	1 (0)	1 (0)	0 (0)
Govt. Arts and Science Degree College	4 (2)	125 (98)	0 (0)	40 (25)	84 (71)
Private Arts and Science Degree College	0 (0)	129 (100)	0 (0)	1 (1)	0 (0)
Govt. Engineering College	0 (0)	129 (100)	0 (0)	0 (0)	0 (0)
Private Engineering College	0 (0)	129 (100)	0 (0)	1 (2)	128 (98)
Govt. Medicine College	0 (0)	129 (100)	0 (0)	1 (2)	128 (98)
Private Medicine College	0 (0)	129 (100)	0 (0)	0 (0)	0 (0)
Govt. Management Institute	0 (0)	129 (100)	0 (0)	0 (0)	128 (99)
Private Management Institute	0 (0)	129 (100)	0 (0)	0 (0)	1 (1)
Govt. Polytechnic	0 (0)	129 (100)	0 (0)	6 (11)	123 (89)
Private Polytechnic	0 (0)	129 (100)	0 (0)	0 (0)	0 (0)
Govt. Vocational Training School/ITI	0 (0)	129 (100)	0 (0)	0 (0)	126 (98)
Private Vocational Training School/ITI	2 (0)	127 (100)	0 (0)	0 (0)	1 (2)
Govt. Non Formal Training Centre	0 (0)	129 (100)	0 (0)	0 (0)	127 (100)
Private Non Formal Training Centre	0 (0)	129 (100)	0 (0)	0 (0)	2 (0)
Govt. School For Disabled	0 (0)	129 (100)	0 (0)	0 (0)	129 (100)
Private School For Disabled	0 (0)	129 (100)	0 (0)	0 (0)	0 (0)
Government Others	0 (0)	129 (100)	2 (2)	15 (10)	14 (5)
Private Others	1 (1)	128 (99)	0 (0)	1 (1)	0 (0)

Note : Distance A : Less than 5 km; B : Between 5-10 km; C : 10+ km.; Source : Data Analysis is based on 2011 Census.

DISCLAIMER

The Terms of Use and Disclaimer of Datanet India Private Limited (hereinafter referred to as "Datanet") for use of this analysis report of **Rupauli Assembly Constituency (Rupauli Vidhan Sabha)** :-

1. **Assembly Factbook™** is a Registered Trade Mark owned by Datanet.
2. All the maps are sketched and graphical representation only and have not been drawn to the scale and also not to represent the actual geographical area or boundary of the unit.
3. The data for the aforesaid analysis is based on authentic sources and has been culled from the various publications of Census, CSO and NSSO for district and block level data, various central and state government departments, Central & State Elections Commissions and the concerned Returning Officers' releases, Electoral Rolls, Election results and allied publications, internal assessment, surveys, estimates and analysis. Therefore, certain adjustment of data at micro level may have been done to arrive closer to the macro data.
4. Data have been provided on an "As Is" and "As AVAILABLE" basis
5. The colours shown in the maps or diagram and charts of a particular party, alliance or AC are indicative and do not represent them.
6. This publication which includes maps, sheets, graphs and data would be the property under copyright of Datanet only. The user may use these for its internal study, analysis and research purposes. It's public display, re-selling or any commercial uses by the user are not allowed.
7. Datanet has taken due care and caution in compilation and processing of data and allied information, but does not guarantee the accuracy, adequacy or completeness of any information/analysis and will be not responsible for any errors or omissions or for the results obtained from the use of such information/analysis.
8. All the contents for the publication have been culled from various authentic sources and Datanet reasonably believes such sources to be reliable, but does not make any representations, express or implied as to the accuracy or fitness of use of such information. The information or contents of the information/analysis do not constitute advice and should not be relied upon in making (or refraining from making) any decision. Any reliance placed upon the information provided by Datanet is the sole responsibility and strictly at the user's risk.
9. In no event will Datanet be liable for any damages (including, without limitation, damages for loss of business projects, or loss of profits) arising in contract, tort or otherwise from the use of or inability to use any of its contents, or from any action taken (or refrained from being taken) as a result of using the analysis or any of its contents. Datanet its directors, owners, editors, officials, employees, distributor and agents or any associate will not be liable for any errors in the information contained or any consequences arising from the use of the contents of the provided information/analysis.
10. If any provision of these terms and conditions is held invalid or illegal or unenforceable for any reason by any court of competent jurisdiction, such provision shall be severed and the remainder of provisions of the terms and conditions shall continue in full force and effect as if the Term of Use had been executed with the invalid, illegal or unenforceable provision eliminated.
11. If there are any discrepancies in the information provided, please bring it to attention of Datanet for suitable rectification measures.

**Buy Online This Complete Book At
Datenet India eBooks Store**

www.indiastatpublications.com

or go directly at

**[http://www.indiastatpublications.com/
Assembly_factbook/Bihar/Purnia/ Rupauli](http://www.indiastatpublications.com/Assembly_factbook/Bihar/Purnia/Rupauli)**

 **indiastat**elections

ISBN : 978-93-5313-176-0

