



Bihar

Assembly Factbook™

Sugauli Assembly Constituency



Key Electoral Data of Sugauli
Assembly Constituency (Vidhan Sabha)



indiastatpublications

Bihar

Assembly Factbook™

Sugauli Assembly Constituency



Sugauli Vidhan Sabha

Editor & Director

Dr. R.K. Thukral

Research Editor

Dr. Shafeeq Rahman

Compiled, Researched and Published by Datanet India Pvt. Ltd.

D-100, 1st Floor,

Okhla Industrial Area, Phase-I,
New Delhi- 110020.

Ph.: 91-11- 43580781-84

Email : support@indiastatpublications.com

Website : www.indiastatelections.com

Online Book Store :

www.indiastatpublications.com

Report No. : AFB/BR-011-0123

ISBN : 978-93-5313-193-7

First Edition : January, 2018

Sixth Updated Edition : January, 2023

Price : Rs. 11500/-

US\$ 310

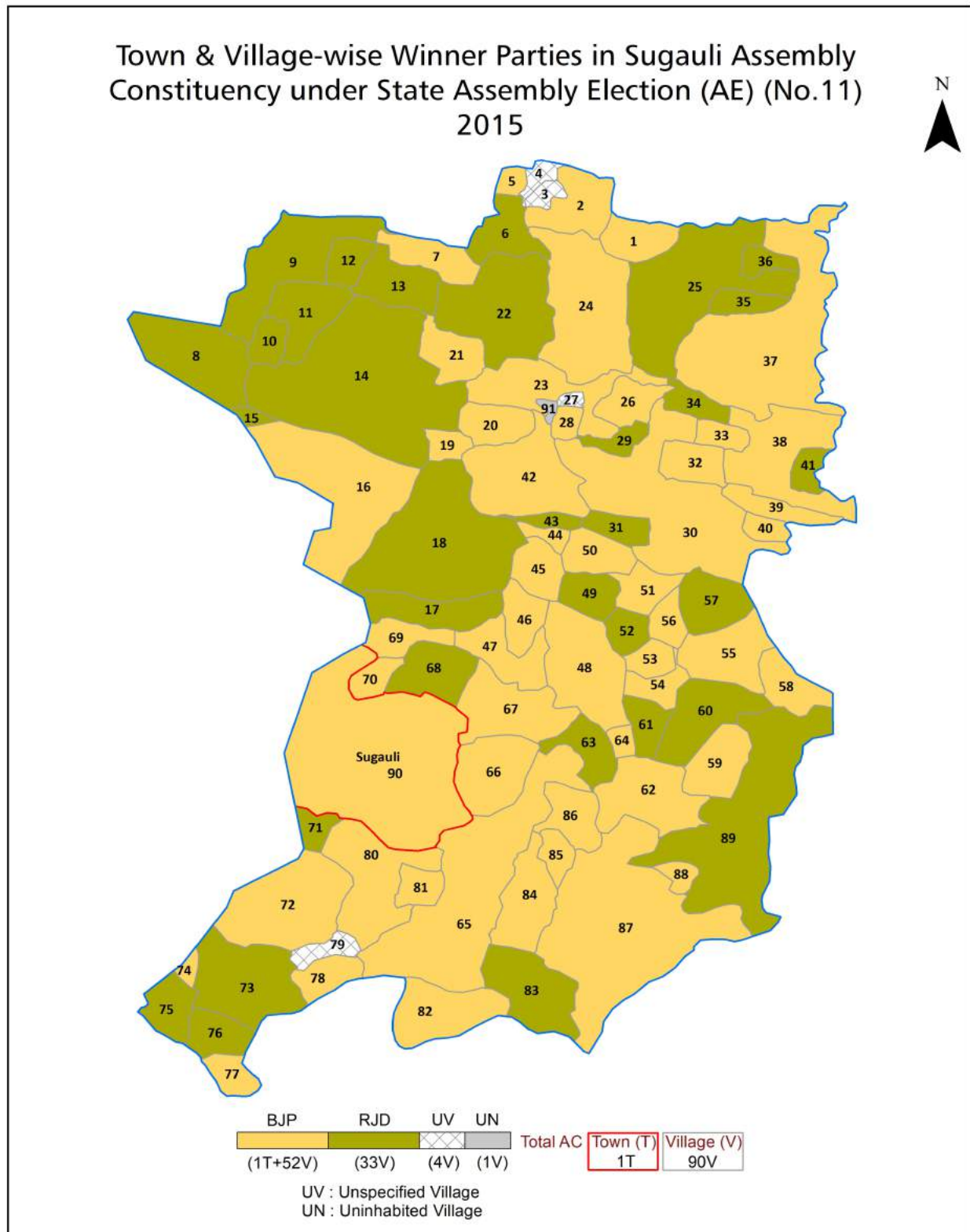
© Datanet India Pvt. Ltd.

All rights reserved. No part of this book may be reproduced, stored in a retrieval system or transmitted in any form or by any means, mechanical photocopying, photographing, scanning, recording or otherwise without the prior written permission of the publisher. Please refer to Disclaimer at page no. 239 for the use of this publication.

Printed in India

No.	Particulars	Page No.
	Introduction	
1	Assembly Constituency - (Vidhan Sabha) at a Glance Features of Assembly as per Delimitation Commission of India (2008)	1-2
	Location and Political Maps	
2	Location Map Boundaries of Assembly Constituency - (Vidhan Sabha) in District Boundaries of Assembly Constituency under Parliamentary Constituency - (Lok Sabha) Town & Village-wise Winner Parties- 2020, 2019, 2015, 2014, 2010 and 2009	3-11
	Administrative Setup (2011)	
3	District Sub-district Towns Villages Inhabited Villages Uninhabited Villages Village Panchayat Intermediate Panchayat	12-18
	Demographics (2011)	
4	Population Households Rural/Urban Population Towns and Villages by Population Size Sex Ratio (Total & 0-6 Years) Religious Population Social Population Literacy Rate	19-20
	Electoral Features	
5	Important Dates of Last Elections Held Electors by Gender Service Electors Voters Voters Turnout Polling Stations & Average Number of Electors per Polling Station Electors by Age Group Present Elected Representatives	21-26
	Historical Summary Election Results	
6	Vote Share of Major Parties Winning Margin (Number & Percentage) Polarity of Parties Summary Result of Assembly Segment of Parliamentary Elections 2019, 2014, 2009, 2004 and 1999 Summary Result of Assembly Elections 2020, 2015, 2010, 2005 (Oct), 2005 (Feb), 2000, 1995, 1990, 1985, 1980, 1977, 1972, 1969, 1967, 1962 and 1952	27-51
	Polling Station Level Election Results	
7	Name and Number of Polling Station 2020, 2019, 2015, 2014, 2010 and 2009 Polling Station-wise Electors, Voters & Voters Turnout 2020, 2019, 2015, 2014, 2010 and 2009 Polling Station wise Elections Results 2020, 2019, 2015, 2014, 2010 and 2009	52-218
	Share of Assembly Constituency	
8	Share of Assembly Constituency - (Vidhan Sabha) in State, District and Parliamentary Constituency - (Lok Sabha)	219
	Socio-Economic Amenities (2011)	
9	Access to Administrative Units Agricultural, Manufacturing and Industrial Commodities Demographic Indicators Education Health & Manpower Drinking Water Supply Sanitation Entertainment and Recreations Infrastructure Power Food Allocation Distribution and Marketing of Agriculture Commodities Infrastructure Transport and Road Infrastructure Communication Banking and Financial Services Land Use Irrigation Source	221-235
10	Abbreviation & Sources	236-238
11	Disclaimer	239

Location & Political Map



Administrative Setup

List of Village Panchayat & Intermediate Panchayat (Block) Name - 2011

Village Name	Village Panchayat Name	Intermediate Panchayat Name
Ahirauliya	Ahirauliya	Ramgarhwa
Amodei	Raghunath Pur, Amodei	Ramgarhwa
Arza Nagar	Bariya	Ramgarhwa
Baghi	Bagahi	Sugauli
Bahuari	Bagahi	Sugauli
Baksa	Uttri Mansingha	Sugauli
Baluwa Tikulia	Bhatha	Sugauli
Bandhu Barwa	Sakrar	Ramgarhwa
Basti Semra	Pakhnahtiya	Ramgarhwa
Baudha	Dakshini Sugaon	Sugauli
Bela	Bela	Ramgarhwa
Belahiya	Raghunath Pur	Ramgarhwa
Belwa Piparpanti	Singasni	Ramgarhwa
Bhargawan	Bhargawa	Sugauli
Bhataha	Bhatha	Sugauli
Bhatwalia	Shiwa Nagar	Ramgarhwa
Bhawanipur	Uttri Chapra Bahas	Sugauli
Bheriharwa	Murla	Ramgarhwa
Biguia	Maali	Sugauli
Bishambharapur	Amodei	Ramgarhwa
Chainpur	Bagahi	Sugauli
ChampaPur	Champapur	Ramgarhwa
Chhagraha	Bhargawa	Sugauli
Chhapra Bahas	Dakshini Chapra Bahas, Uttri Chapra Bahas	Sugauli
Chikni	Ramgarhwa	Ramgarhwa
Chiljhapti urf Juajat	Sukul Paakar	Sugauli
Dewdatwa	Pajjarwa	Sugauli
Dhanhar Dihuli	Dhanhar Dihuli	Ramgarhwa
Dumdumwa	Bhatha	Sugauli

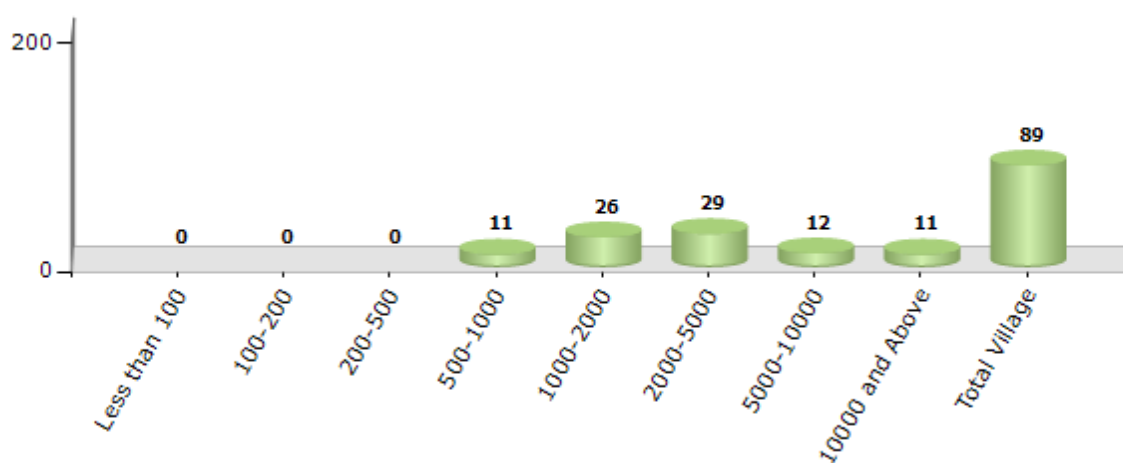
Contd....

Demographics

Number of Villages by Population Size - 2011

Less than 100	100-200	200-500	500-1000	1000-2000	2000-5000	5000-10000	10000 and Above	Total Village
0	0	0	11	26	29	12	11	89

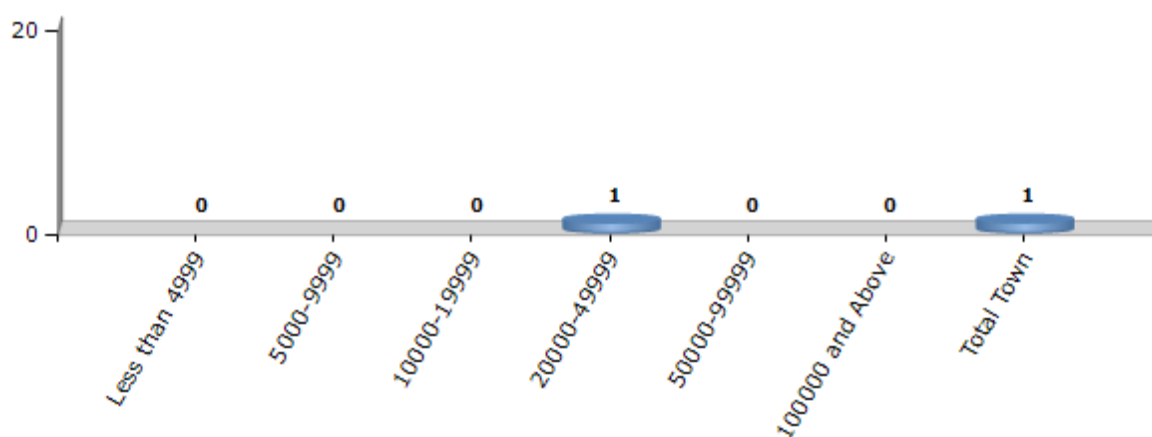
Number of Villages by Population Size - 2011



Number of Towns by Population Size - 2011

Less than 4999	5000-9999	10000-19999	20000-49999	50000-99999	100000 and Above	Total Town
0	0	0	1	0	0	1

Number of Towns by Population Size - 2011

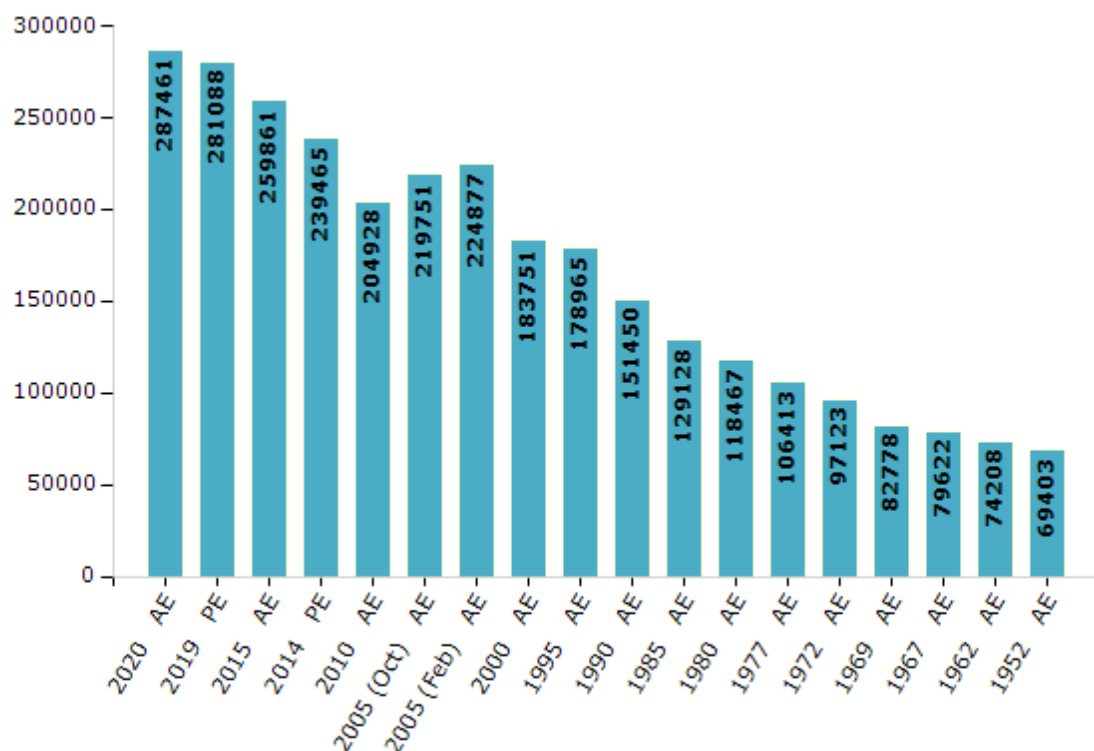


Electoral Features

Electors by Male & Female

Year	Male	Female	Others	Total	Year	Male	Female	Others	Total
2020 AE	153484	133962	15	287461	1995 AE	97165	81800	-	178965
2019 PE	151011	130067	10	281088	1990 AE	85304	66146	-	151450
2015 AE	140654	119198	9	259861	1985 AE	69195	59933	-	129128
2014 PE	129130	110335	0	239465	1980 AE	63604	54863	-	118467
2010 AE	110083	94845	0	204928	1977 AE	54289	52124	-	106413
2009 PE	-	-	-	-	1972 AE	50793	46330	-	97123
2005 (Oct) AE	117826	101925	-	219751	1969 AE	48353	34425	-	82778
2005 (Feb) AE	120146	104731	-	224877	1967 AE	-	-	-	79622
2004 PE	-	-	-	-	1962 AE	-	-	-	74208
2000 AE	100865	82886	-	183751	1957 AE	-	-	-	-
1999 PE	-	-	-	-	1952 AE	-	-	-	69403

Number of Electors



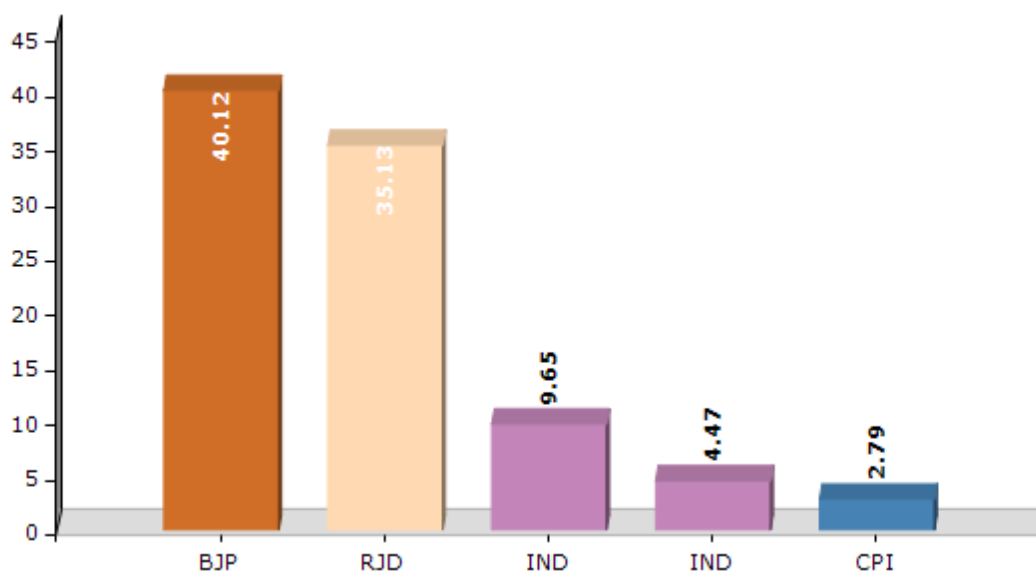
Note : AE : Assembly Election, PE : Assembly Segment of Parliamentary Election

Historical Summary Election Results

Summary Result of Assembly Election - 2015

Candidate Name	Party	Votes	Votes %
Ramchandra Sahni	BJP	62384	40.12
Om Prakash Choudhary	RJD	54628	35.13
Shashi Bhushan Singh	IND	15004	9.65
Ram Gopal	IND	6950	4.47
Radha Mohan Singh	CPI	4335	2.79
Madan Mohan Yadav	CPM	2666	1.71
Md. Hasnain 'Azad'	RaJPa	1239	0.8
Anuranjan Jha	IND	1177	0.76
Mohammad Eainullah	IND	1059	0.68
Bairister Baitha	IND	1020	0.66
Omprakash Gupta	BSP	770	0.5
Awadhesh Kumar	IND	733	0.47
Anita Devi	IND	617	0.4
Angad Chaudhary	IND	390	0.25
	NOTA	2523	1.62

Votes Percentage of Top Parties - 2015



Polling Station Level Election Results

Number and Name of Polling Stations (PS) (2020)

Number of Polling Stations	Name of Polling Stations	Number of Polling Stations	Name of Polling Stations
1	Prathmik Vidhyalaya Vinwa Tola Utari Bhag	16	Utkramit Madhya Vidhyalaya Basti
2	Prathmik Vidhyalaya Vinwa Tola Dhakshini Bhag	16A	Utkramit Madhya Vidhyalaya Basti
3	Navsrijit Prathmik Vidhyalaya Jaitapur Harizan Toli	17	Utkramit Madhya Vidhyalaya Mudawa Daya Bhag
4	Madhya Vidhyalaya Jaitapur Puravi Bhag	18	Utkramit Madhya Vidhyalaya Mudawa Baya Bhag
4A	Madhya Vidhyalaya Jaitapur Puravi Bhag	19	Prathmik Vidhyalaya Khodawa
5	Madhya Vidhyalaya Jaitapur Paschim Bhag	19A	Prathmik Vidhyalaya Khodawa
5A	Madhya Vidhyalaya Jaitapur Paschim Bhag	20	Utkramit Madhya Vidhyalaya Kharkatawa Daya Bhag
6	Utkramit Madhya Vidhyalaya Siswaniya Daya Bhag	21	Utkramit Madhya Vidhyalaya Kharkatawa Baya Bhag
7	Utkramit Madhya Vidhyalaya Siswaniya Baya Bhag	22	Utkramit Madhya Vidhyalaya Ucchidhih Baya Bhag
8	Prathmik Vidhyalaya Dhangadhwa	23	Utkramit Madhya Vidhyalaya Ucchidhih Daya Bhag
9	Utkramit Madhya Vidhyalaya Sukhisemra Purvi Bhag	24	Madhya Vidhyalaya Dhanahar Dihuli Purvi Bhag
9A	Utkramit Madhya Vidhyalaya Sukhisemra Purvi Bhag	24A	Madhya Vidhyalaya Dhanahar Dihuli Purvi Bhag
10	Utkramit Madhya Vidhyalaya Sukhisemra Paschim Bhag	25	Madhya Vidhyalaya Dhanahar Dihuli Paschim Bhag
10A	Utkramit Madhya Vidhyalaya Sukhisemra Paschim Bhag	26	Utkramit Madhya Vidhyalaya Gurahanawa Purvi Bhag
11	Prathmik Vidhyalaya Kohbarwa Puravi Bhag	26A	Utkramit Madhya Vidhyalaya Gurahanawa Purvi Bhag
12	Prathmik Vidhyalaya Kohbarwa Pashchimi Bhag	27	Utkramit Madhya Vidhyalaya Gurahanawa Paschim Bhag
13	Prathmik Vidhyalaya Hindi Pakhnahiya Puravi Bhag	27A	Utkramit Madhya Vidhyalaya Gurahanawa Paschim Bhag
13A	Prathmik Vidhyalaya Hindi Pakhnahiya Puravi Bhag	28	Urdu Utkramit Madhya Vidhyalaya Chadawa Purvi Bhag
14	Prathmik Vidhyalaya Hindi Pakhnahiya Ke Prangan Me Chalant Matdan Kendra	29	Urdu Utkramit Madhya Vidhyalaya Chadawa Paschimi Bhag
14A	Prathmik Vidhyalaya Hindi Pakhnahiya Ke Prangan Me Chalant Matdan Kendra	30	Madhya Vidhyalaya Raghunathpur Purvi Bhag
15	Prathmik Vidhyalaya Hindi Pakhnahiya Paschim Bhag	30A	Madhya Vidhyalaya Raghunathpur Purvi Bhag

Contd....

Polling Station Level Election Results

Polling Station-wise Votes Secured by Overall Top Five Parties in Sugauli Assembly in Assembly Election (AE) under Paschim Champaran Parliamentary Constituency in Bihar (2020)

Number of Polling Station	Winner - Er. Shashi Bhushan Singh (RJD)	Runner-up - Ramchandra Sahni (VSIP)	3rd - Vijay Prasad Gupta (LJP)	4th - Sant Singh Kushwaha (RLSP)	5th - Sadre Alam (AIMF)	NOTA	Other	Total Votes Secured
26A	18	163	38	6	16	5	46	292
27	82	196	88	12	10	1	22	411
27A	95	256	82	24	3	1	18	479
28	419	1	3	6	0	2	11	442
29	353	7	5	21	0	2	7	395
30	68	94	29	76	4	5	62	338
30A	125	88	29	56	4	10	34	346
31	105	115	20	44	4	5	27	320
31A	84	214	28	28	1	0	22	377
32	173	109	10	13	7	6	26	344
32A	149	131	15	10	9	3	41	358
33	182	246	15	23	26	7	39	538
34	82	182	10	38	11	3	37	363
34A	191	132	8	30	13	5	44	423
35	267	45	4	28	3	6	29	382
35A	309	22	4	12	3	2	13	365
36	441	150	15	9	14	4	53	686
37	272	85	7	5	3	1	14	387
38	311	67	31	11	1	3	39	463
38A	242	106	60	13	10	10	30	471
39	347	49	29	8	0	3	21	457
39A	502	2	4	2	0	3	6	519
40	483	53	36	2	6	0	29	609
41	328	18	9	5	1	5	9	375
41A	297	93	8	4	2	4	21	429
42	240	70	23	9	3	5	29	379
42A	201	89	76	9	5	3	40	423
43	43	204	19	4	21	2	44	337
43A	45	119	72	10	5	7	47	305
44	69	270	32	22	15	5	36	449
45	160	205	16	10	4	8	41	444
46	232	170	16	8	13	6	40	485
47	180	144	11	31	10	4	45	425
48	163	121	27	4	8	5	52	380
48A	116	232	20	8	11	0	28	415

Contd....

Polling Station Level Election Results

Winner, Runner-up and 3rd Party Position & Winning Margin According to Polling Stations in Sugauli Assembly in Assembly Election (AE) under Paschim Champaran Parliamentary Constituency in Bihar (2020)

Polling Station Number	Winner Party	Winner Votes (%)	Runner-up Party	Runner-up Votes (%)	Winning Margin Votes (%)	Third Party	Third Party Votes (%)	Other Votes (%)
49	VSIP	164 (48.24)	RJD	120 (35.29)	44 (12.95)	LJP	16 (4.71)	40 (11.76)
49A	VSIP	172 (60.78)	RJD	44 (15.55)	128 (45.23)	LJP	32 (11.31)	35 (12.37)
50	VSIP	221 (57.55)	LJP	42 (10.94)	179 (46.61)	RJD	38 (9.9)	83 (21.61)
50A	VSIP	196 (56.48)	RJD	53 (15.27)	143 (41.21)	LJP	40 (11.53)	58 (16.71)
51	VSIP	265 (62.8)	RJD	66 (15.64)	199 (47.16)	JDR	16 (3.79)	75 (17.77)
51A	VSIP	274 (67.99)	RJD	43 (10.67)	231 (57.32)	RLSP	20 (4.96)	66 (16.38)
52	RJD	190 (50)	VSIP	84 (22.11)	106 (27.89)	RLSP	17 (4.47)	89 (23.42)
52A	RJD	159 (44.41)	VSIP	99 (27.65)	60 (16.76)	RLSP	48 (13.41)	52 (14.53)
53	VSIP	258 (45.18)	RJD	166 (29.07)	92 (16.11)	LJP	36 (6.3)	111 (19.44)
54	VSIP	177 (40.05)	LJP	102 (23.08)	75 (16.97)	RJD	99 (22.4)	64 (14.48)
55	RJD	291 (80.83)	VSIP	36 (10)	255 (70.83)	JGHTP	16 (4.44)	17 (4.72)
55A	RJD	298 (90.85)	VSIP	9 (2.74)	289 (88.11)	JGHTP	4 (1.22)	17 (5.18)
56	RJD	292 (54.68)	VSIP	134 (25.09)	158 (29.59)	JGHTP	55 (10.3)	53 (9.93)
57	VSIP	222 (36.75)	RJD	215 (35.6)	7 (1.15)	LJP	27 (4.47)	140 (23.18)
58	RJD	150 (51.37)	VSIP	105 (35.96)	45 (15.41)	RLSP	10 (3.42)	27 (9.25)
59	VSIP	163 (43.12)	RJD	81 (21.43)	82 (21.69)	LJP	43 (11.38)	91 (24.07)
60	VSIP	183 (47.41)	RJD	64 (16.58)	119 (30.83)	LJP	39 (10.1)	100 (25.91)
60A	VSIP	199 (48.66)	LJP	61 (14.91)	138 (33.75)	RJD	55 (13.45)	94 (22.98)
61	VSIP	183 (48.41)	RJD	107 (28.31)	76 (20.1)	LJP	20 (5.29)	68 (17.99)
62	RJD	287 (61.99)	VSIP	87 (18.79)	200 (43.2)	JGHTP	15 (3.24)	74 (15.98)
63	VSIP	181 (42.89)	RJD	167 (39.57)	14 (3.32)	LJP	17 (4.03)	57 (13.51)
64	RJD	112 (28.64)	LJP	102 (26.09)	10 (2.55)	VSIP	99 (25.32)	78 (19.95)
64A	VSIP	148 (52.11)	LJP	78 (27.46)	70 (24.65)	RJD	30 (10.56)	28 (9.86)
65	RJD	230 (60.85)	VSIP	108 (28.57)	122 (32.28)	LJP	9 (2.38)	31 (8.2)
66	RJD	171 (54.46)	VSIP	112 (35.67)	59 (18.79)	LJP	10 (3.18)	21 (6.69)
67	VSIP	171 (57)	RJD	52 (17.33)	119 (39.67)	IND (AKM)	38 (12.67)	39 (13)
68	VSIP	247 (47.78)	RJD	174 (33.66)	73 (14.12)	LJP	71 (13.73)	25 (4.84)
69	VSIP	193 (45.95)	RJD	136 (32.38)	57 (13.57)	LJP	67 (15.95)	24 (5.71)
70	VSIP	191 (50.66)	RJD	79 (20.95)	112 (29.71)	LJP	66 (17.51)	41 (10.88)
70A	VSIP	210 (52.24)	LJP	68 (16.92)	142 (35.32)	RJD	64 (15.92)	60 (14.93)
71	VSIP	164 (40.8)	RJD	100 (24.88)	64 (15.92)	LJP	81 (20.15)	57 (14.18)
72	VSIP	160 (43.84)	LJP	80 (21.92)	80 (21.92)	RJD	38 (10.41)	87 (23.84)
72A	VSIP	136 (54.4)	RJD	54 (21.6)	82 (32.8)	IND (AKM)	22 (8.8)	38 (15.2)
73	VSIP	147 (45.94)	RJD	118 (36.88)	29 (9.06)	LJP	29 (9.06)	26 (8.13)
73A	RJD	131 (40.43)	VSIP	122 (37.65)	9 (2.78)	LJP	42 (12.96)	29 (8.95)

Contd....

Socio-Economic Amenities - Rural

Access to Education Facilities

Particulars	Number of Villages (% of Population)				
	Available	Not Available	If Not Available (Distance of Nearest Facility)		
			A	B	C
Govt. Primary School	89 (100)	0 (0)	0 (0)	0 (0)	0 (0)
Private Primary School	6 (7)	83 (93)	0 (0)	0 (0)	0 (0)
Govt. Middle School	46 (79)	43 (21)	34 (15)	5 (3)	3 (2)
Private Middle School	4 (6)	85 (94)	0 (0)	0 (0)	0 (0)
Govt. Secondary School	9 (16)	80 (84)	30 (38)	32 (35)	18 (12)
Private Secondary School	1 (1)	88 (99)	0 (0)	0 (0)	0 (0)
Govt. Senior Secondary School	1 (1)	88 (99)	2 (3)	18 (29)	68 (67)
Private Senior Secondary School	0 (0)	89 (100)	0 (0)	0 (0)	0 (0)
Govt. Arts and Science Degree College	2 (4)	87 (96)	1 (3)	2 (5)	84 (88)
Private Arts and Science Degree College	0 (0)	89 (100)	0 (0)	0 (0)	0 (0)
Govt. Engineering College	0 (0)	89 (100)	0 (0)	0 (0)	0 (0)
Private Engineering College	0 (0)	89 (100)	0 (0)	0 (0)	89 (100)
Govt. Medicine College	0 (0)	89 (100)	0 (0)	0 (0)	89 (100)
Private Medicine College	0 (0)	89 (100)	0 (0)	0 (0)	0 (0)
Govt. Management Institute	0 (0)	89 (100)	0 (0)	0 (0)	89 (100)
Private Management Institute	0 (0)	89 (100)	0 (0)	0 (0)	0 (0)
Govt. Polytechnic	0 (0)	89 (100)	0 (0)	0 (0)	89 (100)
Private Polytechnic	0 (0)	89 (100)	0 (0)	0 (0)	0 (0)
Govt. Vocational Training School/ITI	0 (0)	89 (100)	0 (0)	0 (0)	89 (100)
Private Vocational Training School/ITI	0 (0)	89 (100)	0 (0)	0 (0)	0 (0)
Govt. Non Formal Training Centre	9 (15)	80 (85)	0 (0)	0 (0)	78 (84)
Private Non Formal Training Centre	3 (2)	86 (98)	0 (0)	0 (0)	0 (0)
Govt. School For Disabled	2 (7)	87 (93)	0 (0)	0 (0)	86 (92)
Private School For Disabled	1 (1)	88 (99)	0 (0)	0 (0)	0 (0)
Government Others	36 (39)	53 (61)	1 (3)	0 (0)	0 (0)
Private Others	13 (8)	76 (92)	0 (0)	0 (0)	1 (0)

Note : Distance A : Less than 5 km; B : Between 5-10 km; C : 10+ km.; Source : Data Analysis is based on 2011 Census.

DISCLAIMER

The Terms of Use and Disclaimer of Datanet India Private Limited (hereinafter referred to as "Datanet") for use of this analysis report of **Sugauli Assembly Constituency (Sugauli Vidhan Sabha)** :-

1. **Assembly Factbook™** is a Registered Trade Mark owned by Datanet.
2. All the maps are sketched and graphical representation only and have not been drawn to the scale and also not to represent the actual geographical area or boundary of the unit.
3. The data for the aforesaid analysis is based on authentic sources and has been culled from the various publications of Census, CSO and NSSO for district and block level data, various central and state government departments, Central & State Elections Commissions and the concerned Returning Officers' releases, Electoral Rolls, Election results and allied publications, internal assessment, surveys, estimates and analysis. Therefore, certain adjustment of data at micro level may have been done to arrive closer to the macro data.
4. Data have been provided on an "As Is" and "As AVAILABLE" basis
5. The colours shown in the maps or diagram and charts of a particular party, alliance or AC are indicative and do not represent them.
6. This publication which includes maps, sheets, graphs and data would be the property under copyright of Datanet only. The user may use these for its internal study, analysis and research purposes. It's public display, re-selling or any commercial uses by the user are not allowed.
7. Datanet has taken due care and caution in compilation and processing of data and allied information, but does not guarantee the accuracy, adequacy or completeness of any information/analysis and will be not responsible for any errors or omissions or for the results obtained from the use of such information/analysis.
8. All the contents for the publication have been culled from various authentic sources and Datanet reasonably believes such sources to be reliable, but does not make any representations, express or implied as to the accuracy or fitness of use of such information. The information or contents of the information/analysis do not constitute advice and should not be relied upon in making (or refraining from making) any decision. Any reliance placed upon the information provided by Datanet is the sole responsibility and strictly at the user's risk.
9. In no event will Datanet be liable for any damages (including, without limitation, damages for loss of business projects, or loss of profits) arising in contract, tort or otherwise from the use of or inability to use any of its contents, or from any action taken (or refrained from being taken) as a result of using the analysis or any of its contents. Datanet its directors, owners, editors, officials, employees, distributor and agents or any associate will not be liable for any errors in the information contained or any consequences arising from the use of the contents of the provided information/analysis.
10. If any provision of these terms and conditions is held invalid or illegal or unenforceable for any reason by any court of competent jurisdiction, such provision shall be severed and the remainder of provisions of the terms and conditions shall continue in full force and effect as if the Term of Use had been executed with the invalid, illegal or unenforceable provision eliminated.
11. If there are any discrepancies in the information provided, please bring it to attention of Datanet for suitable rectification measures.

**Buy Online This Complete Book At
Datenet India eBooks Store**

www.indiastatpublications.com

or go directly at

**[http://www.indiastatpublications.com/
Assembly_factbook/Bihar/Paschim_Champaran/ Sugauli](http://www.indiastatpublications.com/Assembly_factbook/Bihar/Paschim_Champaran/Sugauli)**

 **indiastat**elections

ISBN : 978-93-5313-193-7



9 789353 131937