



Bihar

# Assembly Factbook™

Jahanabad Assembly Constituency



Key Electoral Data of Jahanabad  
Assembly Constituency (Vidhan Sabha)

Bihar

# **Assembly Factbook™**

Jahanabad Assembly Constituency



Jahanabad Vidhan Sabha

## **Editor & Director**

Dr. R.K. Thukral

## **Research Editor**

Dr. Shafeeq Rahman

## **Compiled, Researched and Published by Datanet India Pvt. Ltd.**

D-100, 1st Floor,

Okhla Industrial Area, Phase-I,  
New Delhi- 110020.

Ph.: 91-11- 43580781-84

Email : support@indiastatpublications.com

Website : www.indiastatelections.com

## **Online Book Store :**

www.indiastatpublications.com

**Report No. :** AFB/BR-216-0123

**ISBN :** 978-93-5313-095-4

**First Edition :** January, 2018

**Sixth Updated Edition :** January, 2023

**Price :** Rs. 11500/-

US\$ 310

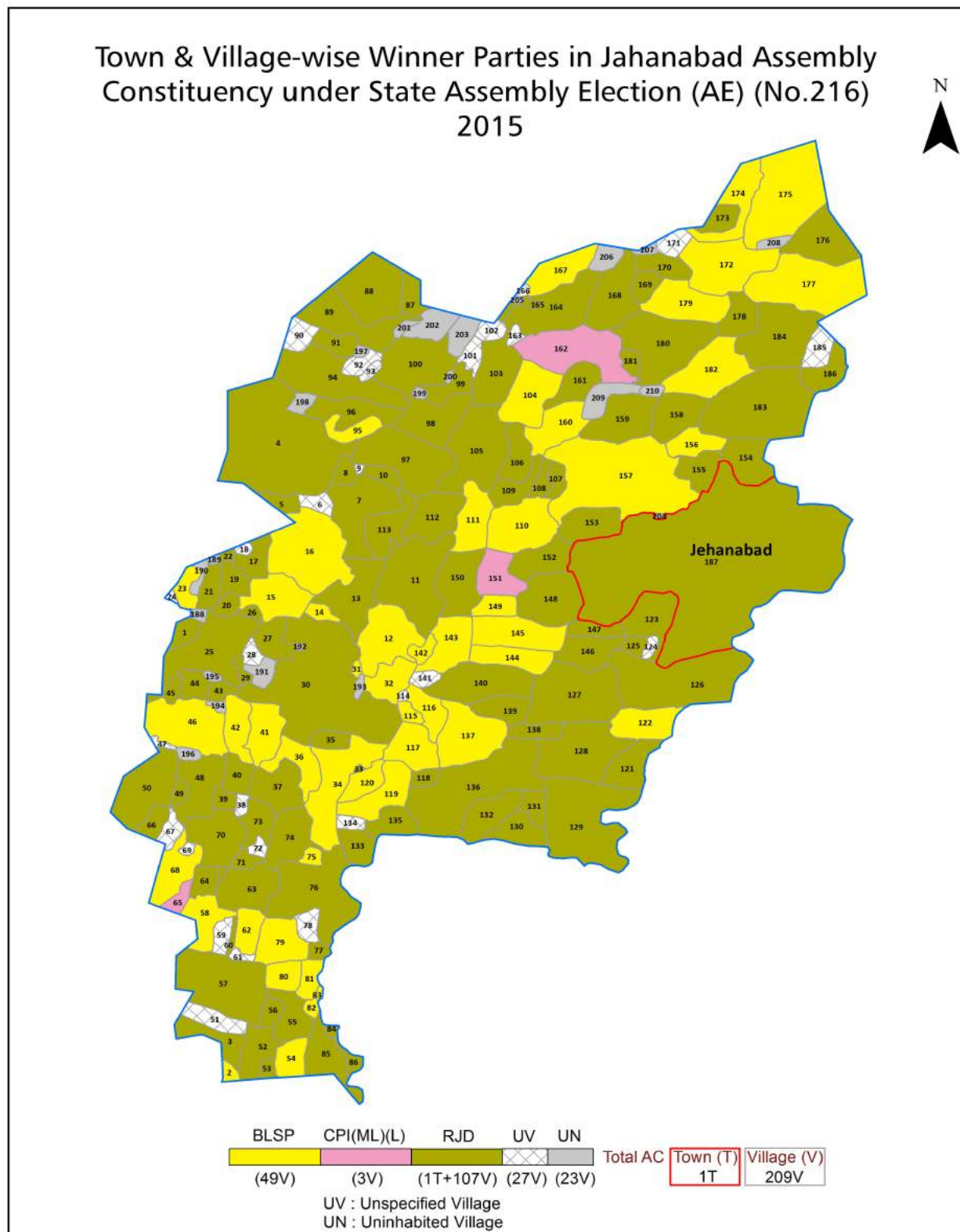
**© Datanet India Pvt. Ltd.**

All rights reserved. No part of this book may be reproduced, stored in a retrieval system or transmitted in any form or by any means, mechanical photocopying, photographing, scanning, recording or otherwise without the prior written permission of the publisher. Please refer to Disclaimer at page no. 277 for the use of this publication.

Printed in India

No.	Particulars	Page No.
	<b>Introduction</b>	
1	Assembly Constituency - (Vidhan Sabha) at a Glance   Features of Assembly as per Delimitation Commission of India (2008)	1-2
	<b>Location and Political Maps</b>	
2	Location Map   Boundaries of Assembly Constituency - (Vidhan Sabha) in District   Boundaries of Assembly Constituency under Parliamentary Constituency - (Lok Sabha)   Town & Village-wise Winner Parties- 2020, 2019, 2015, 2014, 2010 and 2009	3-11
	<b>Administrative Setup (2011)</b>	
3	District   Sub-district   Towns   Villages   Inhabited Villages   Uninhabited Villages   Village Panchayat   Intermediate Panchayat	12-23
	<b>Demographics (2011)</b>	
4	Population   Households   Rural/Urban Population   Towns and Villages by Population Size   Sex Ratio (Total & 0-6 Years)   Religious Population   Social Population   Literacy Rate	24-26
	<b>Electoral Features</b>	
5	Important Dates of Last Elections Held   Electors by Gender   Service Electors   Voters   Voters Turnout   Polling Stations & Average Number of Electors per Polling Station   Electors by Age Group   Present Elected Representatives	27-32
	<b>Historical Summary Election Results</b>	
6	Vote Share of Major Parties   Winning Margin (Number & Percentage)   Polarity of Parties   Summary Result of Assembly Segment of Parliamentary Elections 2019, 2014, 2009, 2004 and 1999   Summary Result of Assembly Elections 2020, 2015, 2010, 2005 (Oct), 2005 (Feb), 2000, 1995, 1990, 1985, 1980, 1977, 1972, 1969, 1967, 1962, 1957 and 1952	33-61
	<b>Polling Station Level Election Results</b>	
7	Name and Number of Polling Station 2020, 2019, 2015, 2014, 2010 and 2009   Polling Station-wise Electors, Voters & Voters Turnout 2020, 2019, 2015, 2014, 2010 and 2009   Polling Station wise Elections Results 2020, 2019, 2015, 2014, 2010 and 2009	62-256
	<b>Share of Assembly Constituency</b>	
8	Share of Assembly Constituency - (Vidhan Sabha) in State, District and Parliamentary Constituency - (Lok Sabha)	257
	<b>Socio-Economic Amenities (2011)</b>	
9	Access to Administrative Units   Agricultural, Manufacturing and Industrial Commodities   Demographic Indicators   Education   Health & Manpower   Drinking Water Supply   Sanitation   Entertainment and Recreations Infrastructure   Power   Food Allocation Distribution and Marketing of Agriculture Commodities Infrastructure   Transport and Road Infrastructure   Communication   Banking and Financial Services   Land Use   Irrigation Source	259-273
10	<b>Abbreviation &amp; Sources</b>	274-276
11	<b>Disclaimer</b>	277

## Location & Political Map





## Administrative Setup

### List of Village Panchayat & Intermediate Panchayat (Block) Name - 2011

Village Name	Village Panchayat Name	Intermediate Panchayat Name
Abgila	Soharaiya	Ratni Faridpur
Adampur Ashia	Surungapur Bhavanichak	Jehanabad
Aira	Pandaul	Ratni Faridpur
Akhtiarpur	Lakhapur	Ratni Faridpur
Alampur	Amain	Jehanabad
Amain	Amain	Jehanabad
Anjani	Mandevigaha	Jehanabad
Arif Chak	Ratni	Ratni Faridpur
Badahar	Surungapur Bhavanichak	Jehanabad
Bajidpur	Mandil	Jehanabad
Bajitpur	Mandevigaha	Jehanabad
Ballopur	Jhunathi	Ratni Faridpur
Balwa	Jamuk	Jehanabad
Balwa	Gonwan	Jehanabad
Bandipur Barheta	Soharaiya	Ratni Faridpur
Barhauna	Sesamva	Ratni Faridpur
Barheta	Soharaiya	Ratni Faridpur
Basatpur	Gonwan	Jehanabad
Bazidpur	Amain	Jehanabad
Bedauli	Pandaul	Ratni Faridpur
Beni Chak	Mandevigaha	Jehanabad
Bhagwanpur	Sikandarpur	Ratni Faridpur
Bhewar	Sikaria	Jehanabad
Bijulipur	Pandaul	Ratni Faridpur
Bishunpur	Narayanpur	Ratni Faridpur
Bishunpur Jethiyara	Soharaiya	Ratni Faridpur
Bistaul	Mandevigaha	Jehanabad
Budhan Tali	Kinari	Jehanabad
Chagori	Sesamva	Ratni Faridpur

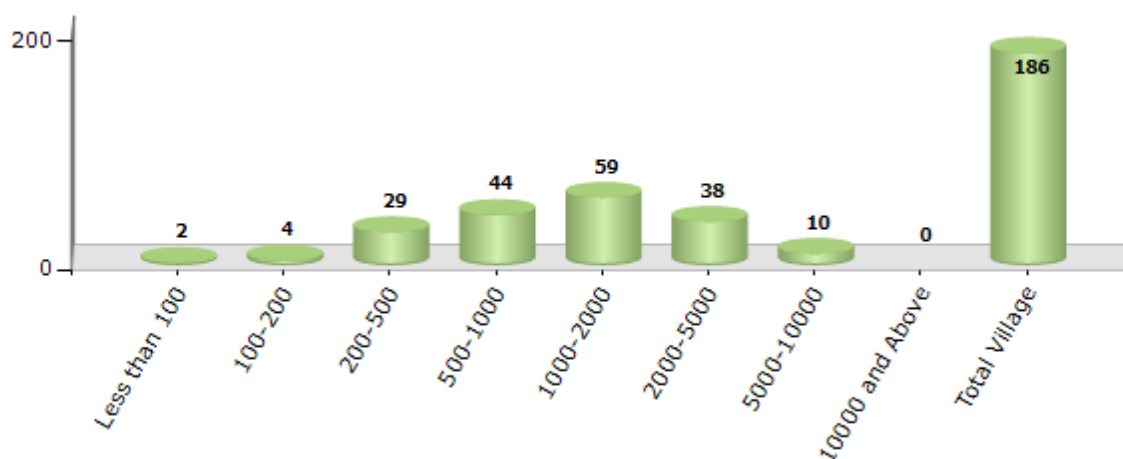
Contd....

## Demographics

### Number of Villages by Population Size - 2011

Less than 100	100-200	200-500	500-1000	1000-2000	2000-5000	5000-10000	10000 and Above	Total Village
2	4	29	44	59	38	10	0	186

Number of Villages by Population Size - 2011

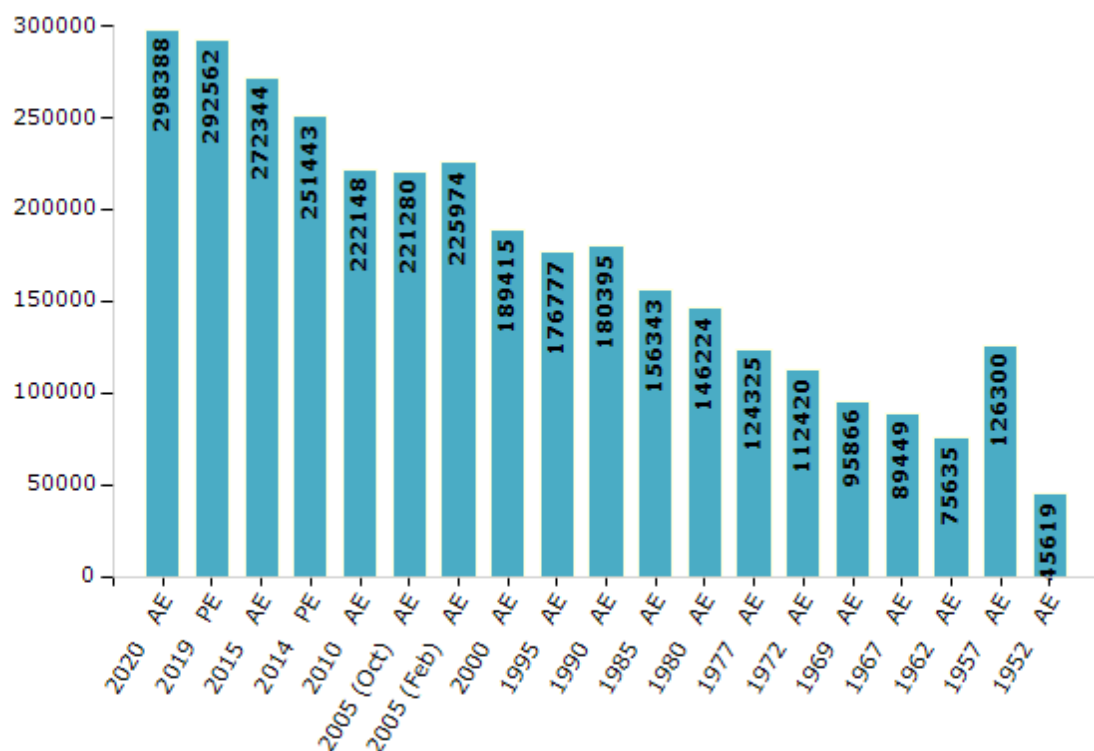


## Electoral Features

### Electors by Male & Female

Year	Male	Female	Others	Total	Year	Male	Female	Others	Total
2020 AE	156804	141578	6	298388	1995 AE	89431	87346	-	176777
2019 PE	153804	138751	7	292562	1990 AE	102758	77637	-	180395
2015 AE	144516	127825	3	272344	1985 AE	88188	68155	-	156343
2014 PE	129517	121924	2	251443	1980 AE	81414	64810	-	146224
2010 AE	120381	101767	0	222148	1977 AE	70051	54274	-	124325
2009 PE	-	-	-	-	1972 AE	64079	48341	-	112420
2005 (Oct) AE	116432	104848	-	221280	1969 AE	48565	47301	-	95866
2005 (Feb) AE	119841	106133	-	225974	1967 AE	-	-	-	89449
2004 PE	-	-	-	-	1962 AE	-	-	-	75635
2000 AE	96545	92870	-	189415	1957 AE	-	-	-	126300
1999 PE	-	-	-	-	1952 AE	-	-	-	45619

Number of Electors



**Note :** AE : Assembly Election, PE : Assembly Segment of Parliamentary Election

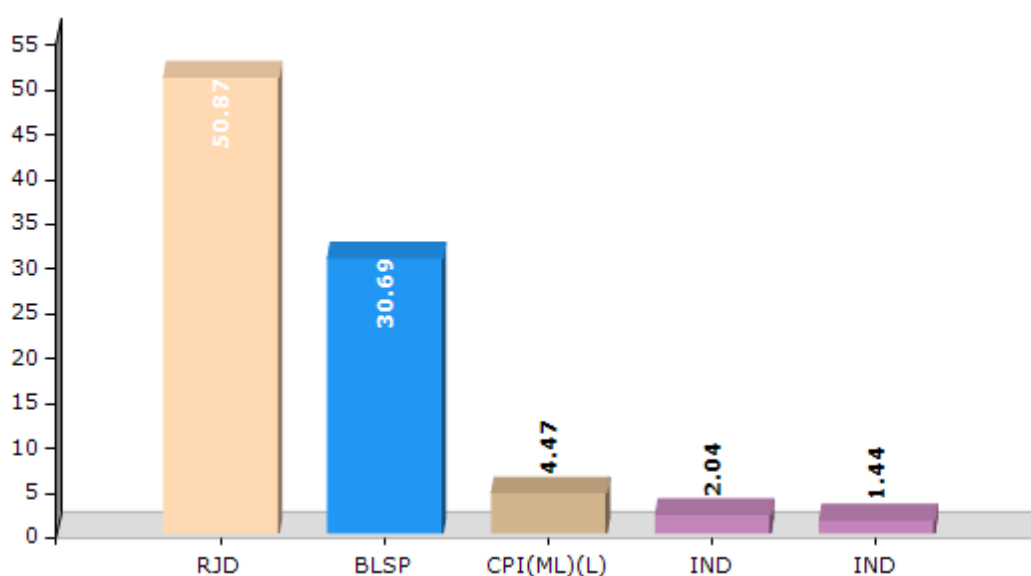


## Historical Summary Election Results

### Summary Result of Assembly Election - 2015

Candidate Name	Party	Votes	Votes %
Mundrika Singh Yadav	RJD	76458	50.87
Praveen Kumar	BLSP	46137	30.69
Santosh Keshari	CPI(ML)(L)	6716	4.47
Gopal Sharma	IND	3065	2.04
Bajrangi Yadav	IND	2171	1.44
Arvind Kumar Ray	BSP	2084	1.39
Sanjay Kumar	SHS	1906	1.27
Manish Kumar Mishra	IND	1597	1.06
Ejaz Ahamd	JAPL	1566	1.04
Mahesh Kumar	IND	1302	0.87
Dhananjay Kumar	ABHM	982	0.65
Awais Amber	NCP	682	0.45
	NOTA	5648	3.76

Votes Percentage of Top Parties - 2015



## Polling Station Level Election Results

### Number and Name of Polling Stations (PS) (2020)

Number of Polling Stations	Name of Polling Stations	Number of Polling Stations	Name of Polling Stations
1	Prathamik Vidyalay Ajay Bigha	17A	Utkramit Madhya Vidyalay, Jahangirupur (Purab Bahg)
2	Utkramit Madhy Vidyalay, Bagahi	18	Prathamik Krishi Shakha Samiti Bhawan Pachasi
3	Utkramit Madhy Vidyalay, Mahammadpur	19	Utkramit Madhy Vidyalay, Badheta
4	Samudayik Bhawan Dhava	20	Prathamik Vidyalay, Rasalpur
5	Utkramit Madhya Vidyalay, Lakhpur (Daya Bhag)	21	Madhy Vidyalay, Abagila
6	Utkramit Madhya Vidyalay, Lakhpur (Baya Bhag)	22	Prathamik Vidyalay, Sauharaiya (Uttari Bhag)
7	Prathamik Vidyalay, Akhtiyarpur	23	Prathamik Vidyalay, Sauharaiya (Dakshin Bhag)
8	Panchayat Bhawan, Dhanadihri	24	Madhy Vidyalay, Jethiyara (Purbi Bhag)
9	Primary School Kamarpur Dhawa	24A	Madhy Vidyalay, Jethiyara (Purbi Bhag)
10	Madhy Vidyalay, Dhanadihri (Uttari Bhag)	25	Prathamik Vidyalay, Malichak
10A	Madhy Vidyalay, Dhanadihri (Uttari Bhag)	25A	Prathamik Vidyalay, Malichak
11	Utkramit Madhya Vidyalay Dihuri (Purbi Bhag)	26	Samudayik Bhawan Mallahachak
11A	Utkramit Madhya Vidyalay Dihuri (Purbi Bhag)	27	Samudayik Bhawan Bhanwar Bigha
12	Utkramit Madhy Vidyalay Kindui (Purbi Bhag)	28	Utkramit Madhya Vidyalay, Sendhwa
12A	Utkramit Madhy Vidyalay Kindui (Purbi Bhag)	29	Prathamik Vidyalay, Mustichak (Uttar Bhag)
13	Prathamik Vidyalay, Nadpura	29A	Prathamik Vidyalay, Mustichak (Uttar Bhag)
14	Prathamik Vidyalay, Zunathi Khurd	30	Angan Badi Kendra, Rita Bigha
15	Prathamik Vidyalay, Mandal Nagar Musahri	31	Utkramit Madhya Vidyalay, Maulanachak
16	Utkramit Madhy Vidyalay Zunathi (Purab Bahg)	32	Prathamik Vidyalay, Sujaula
16A	Utkramit Madhy Vidyalay Zunathi (Purab Bahg)	33	Pustakalay Bhawan Mahua Bigha
17	Utkramit Madhya Vidyalay, Jahangirupur (Purab Bahg)	34	Madhya Vidyalay Nehalpur Daya Bhag

Contd....

## Polling Station Level Election Results

### Polling Station-wise Votes Secured by Overall Top Five Parties in Jahanabad Assembly in Assembly Election (AE) under Jahanabad Parliamentary Constituency in Bihar (2020)

Number of Polling Station	Winner - Kumar Krishna Mohan urf Suday Yadav (RJD)	Runner-up - Krishannandan Prasad Verma (JD(U))	3rd - Indu Devi Kashyap (LJP)	4th - Manoj Kumar Singh (BSP)	5th - Mritunjay Kumar (BHRTSBLP)	NOTA	Other	Total Votes Secured
29	220	43	19	0	2	5	21	310
29A	249	40	19	0	3	2	15	328
30	472	10	7	0	1	4	8	502
31	138	6	170	1	0	14	16	345
32	60	318	92	5	8	11	76	570
33	52	16	132	3	0	3	25	231
34	131	214	40	3	16	12	48	464
35	65	182	38	10	3	1	10	309
36	38	105	103	3	23	2	15	289
36A	117	105	64	17	6	7	37	353
37	136	48	37	14	7	9	26	277
37A	79	92	35	10	4	1	12	233
38	137	133	77	14	12	9	64	446
39	178	50	29	6	0	3	26	292
39A	170	66	10	8	2	4	21	281
40	114	106	74	4	4	17	22	341
41	136	87	53	7	3	5	30	321
42	58	101	73	22	12	8	30	304
43	119	102	173	20	1	11	29	455
44	19	20	199	2	8	8	12	268
44A	31	80	127	17	13	7	21	296
45	143	5	32	1	3	9	8	201
46	137	78	33	25	8	7	83	371
46A	155	72	52	22	4	6	36	347
47	71	81	190	5	11	12	28	398
48	68	73	70	1	4	1	42	259
48A	44	163	14	3	1	5	28	258
49	620	12	14	0	0	2	7	655
50	238	12	42	1	0	5	27	325
51	499	14	11	2	0	3	29	558
52	300	27	5	2	1	1	10	346
53	405	39	26	2	1	4	7	484
54	59	192	113	1	3	5	7	380
55	136	133	32	0	0	3	16	320
56	173	102	39	1	2	4	16	337

Contd....

## Polling Station Level Election Results

**Winner, Runner-up and 3rd Party Position & Winning Margin According to Polling Stations in Jahanabad Assembly in Assembly Election (AE) under Jahanabad Parliamentary Constituency in Bihar (2020)**

Polling Station Number	Winner Party	Winner Votes (%)	Runner-up Party	Runner-up Votes (%)	Winning Margin Votes (%)	Third Party	Third Party Votes (%)	Other Votes (%)
56A	RJD	152 (47.06)	JD(U)	91 (28.17)	61 (18.89)	LJP	49 (15.17)	31 (9.6)
57	RJD	173 (43.47)	JD(U)	150 (37.69)	23 (5.78)	LJP	48 (12.06)	27 (6.78)
57A	RJD	203 (47.99)	JD(U)	163 (38.53)	40 (9.46)	LJP	30 (7.09)	27 (6.38)
58	LJP	133 (33.93)	RJD	114 (29.08)	19 (4.85)	JD(U)	45 (11.48)	100 (25.51)
59	RJD	358 (71.6)	LJP	60 (12)	298 (59.6)	JD(U)	43 (8.6)	39 (7.8)
60	RJD	243 (56.38)	JD(U)	143 (33.18)	100 (23.2)	LJP	13 (3.02)	32 (7.42)
61	RJD	185 (39.78)	JD(U)	166 (35.7)	19 (4.08)	LJP	60 (12.9)	54 (11.61)
62	JD(U)	165 (38.46)	LJP	123 (28.67)	42 (9.79)	RJD	82 (19.11)	59 (13.75)
63	JD(U)	135 (33.01)	RJD	133 (32.52)	2 (0.49)	LJP	62 (15.16)	79 (19.32)
64	JD(U)	182 (49.46)	RJD	67 (18.21)	115 (31.25)	LJP	59 (16.03)	60 (16.3)
65	JD(U)	166 (41.09)	RJD	121 (29.95)	45 (11.14)	LJP	29 (7.18)	88 (21.78)
65A	LJP	128 (41.29)	JD(U)	89 (28.71)	39 (12.58)	RJD	64 (20.65)	29 (9.35)
66	RJD	254 (70.56)	JD(U)	59 (16.39)	195 (54.17)	IND (SKR)	9 (2.5)	38 (10.56)
66A	RJD	384 (89.3)	JD(U)	28 (6.51)	356 (82.79)	JRVP	5 (1.16)	13 (3.02)
67	RJD	226 (49.13)	LJP	126 (27.39)	100 (21.74)	JD(U)	34 (7.39)	74 (16.09)
67A	RJD	265 (62.21)	JD(U)	64 (15.02)	201 (47.19)	LJP	38 (8.92)	59 (13.85)
68	JD(U)	122 (42.66)	RJD	104 (36.36)	18 (6.3)	LJP	39 (13.64)	21 (7.34)
69	JD(U)	135 (49.63)	LJP	84 (30.88)	51 (18.75)	RJD	27 (9.93)	26 (9.56)
69A	LJP	117 (41.94)	JD(U)	69 (24.73)	48 (17.21)	RJD	60 (21.51)	33 (11.83)
70	RJD	326 (65.07)	LJP	101 (20.16)	225 (44.91)	JD(U)	27 (5.39)	47 (9.38)
71	RJD	242 (73.56)	LJP	35 (10.64)	207 (62.92)	JD(U)	22 (6.69)	30 (9.12)
72	RJD	304 (90.48)	LJP	15 (4.46)	289 (86.02)	JD(U)	5 (1.49)	12 (3.57)
73	RJD	313 (60.19)	LJP	81 (15.58)	232 (44.61)	JD(U)	79 (15.19)	47 (9.04)
74	LJP	160 (71.43)	RJD	37 (16.52)	123 (54.91)	BHRTSBLP	9 (4.02)	18 (8.04)
75	LJP	98 (47.8)	RJD	88 (42.93)	10 (4.87)	JD(U)	8 (3.9)	11 (5.37)
76	LJP	254 (65.13)	RJD	85 (21.79)	169 (43.34)	JD(U)	18 (4.62)	33 (8.46)
77	RJD	196 (42.42)	JD(U)	174 (37.66)	22 (4.76)	LJP	24 (5.19)	68 (14.72)
78	RJD	250 (63.45)	JD(U)	76 (19.29)	174 (44.16)	LJP	20 (5.08)	48 (12.18)
79	RJD	163 (52.08)	JD(U)	102 (32.59)	61 (19.49)	LJP	16 (5.11)	32 (10.22)
79A	RJD	251 (66.05)	JD(U)	93 (24.47)	158 (41.58)	IND (SKR)	13 (3.42)	23 (6.05)
80	RJD	221 (60.88)	JD(U)	52 (14.33)	169 (46.55)	JAPL	45 (12.4)	45 (12.4)
80A	RJD	182 (56.35)	JAPL	64 (19.81)	118 (36.54)	JD(U)	35 (10.84)	42 (13)
81	RJD	259 (81.96)	LJP	45 (14.24)	214 (67.72)	IND (SK)	4 (1.27)	8 (2.53)
82	JD(U)	192 (66.21)	RJD	62 (21.38)	130 (44.83)	LJP	9 (3.1)	27 (9.31)
82A	RJD	133 (41.82)	JD(U)	120 (37.74)	13 (4.08)	LJP	34 (10.69)	31 (9.75)

Contd....

## Socio-Economic Amenities - Rural

### Access to Education Facilities

Particulars	Number of Villages (% of Population)				
	Available	Not Available	If Not Available (Distance of Nearest Facility)		
			A	B	C
Govt. Primary School	164 (94)	22 (6)	14 (2)	0 (0)	0 (0)
Private Primary School	49 (37)	137 (63)	0 (0)	0 (0)	0 (0)
Govt. Middle School	81 (66)	105 (34)	77 (23)	15 (5)	5 (1)
Private Middle School	6 (5)	180 (95)	2 (1)	1 (0)	0 (0)
Govt. Secondary School	14 (15)	172 (85)	95 (40)	45 (21)	17 (10)
Private Secondary School	6 (8)	180 (92)	7 (5)	1 (0)	1 (1)
Govt. Senior Secondary School	4 (5)	182 (95)	63 (30)	67 (36)	37 (21)
Private Senior Secondary School	2 (0)	184 (100)	9 (7)	3 (1)	1 (1)
Govt. Arts and Science Degree College	3 (3)	183 (97)	18 (10)	60 (32)	100 (51)
Private Arts and Science Degree College	1 (1)	185 (99)	1 (1)	1 (0)	2 (2)
Govt. Engineering College	0 (0)	186 (100)	0 (0)	0 (0)	0 (0)
Private Engineering College	0 (0)	186 (100)	0 (0)	0 (0)	186 (100)
Govt. Medicine College	0 (0)	186 (100)	0 (0)	0 (0)	186 (100)
Private Medicine College	0 (0)	186 (100)	0 (0)	0 (0)	0 (0)
Govt. Management Institute	0 (0)	186 (100)	0 (0)	0 (0)	186 (100)
Private Management Institute	0 (0)	186 (100)	0 (0)	0 (0)	0 (0)
Govt. Polytechnic	0 (0)	186 (100)	0 (0)	0 (0)	186 (100)
Private Polytechnic	0 (0)	186 (100)	0 (0)	0 (0)	0 (0)
Govt. Vocational Training School/ITI	0 (0)	186 (100)	0 (0)	0 (0)	186 (100)
Private Vocational Training School/ITI	0 (0)	186 (100)	0 (0)	0 (0)	0 (0)
Govt. Non Formal Training Centre	1 (0)	185 (100)	13 (10)	61 (36)	111 (54)
Private Non Formal Training Centre	0 (0)	186 (100)	0 (0)	0 (0)	0 (0)
Govt. School For Disabled	1 (1)	185 (99)	11 (7)	47 (26)	90 (38)
Private School For Disabled	0 (0)	186 (100)	2 (2)	14 (10)	21 (16)
Government Others	4 (1)	182 (99)	0 (0)	1 (0)	86 (41)
Private Others	5 (5)	181 (95)	0 (0)	0 (0)	30 (23)

Note : Distance A : Less than 5 km; B : Between 5-10 km; C : 10+ km.; Source : Data Analysis is based on 2011 Census.

## DISCLAIMER

The Terms of Use and Disclaimer of Datanet India Private Limited (hereinafter referred to as "Datanet") for use of this analysis report of **Jahanabad Assembly Constituency (Jahanabad Vidhan Sabha)** :-

1. **Assembly Factbook™** is a Registered Trade Mark owned by Datanet.
2. All the maps are sketched and graphical representation only and have not been drawn to the scale and also not to represent the actual geographical area or boundary of the unit.
3. The data for the aforesaid analysis is based on authentic sources and has been culled from the various publications of Census, CSO and NSSO for district and block level data, various central and state government departments, Central & State Elections Commissions and the concerned Returning Officers' releases, Electoral Rolls, Election results and allied publications, internal assessment, surveys, estimates and analysis. Therefore, certain adjustment of data at micro level may have been done to arrive closer to the macro data.
4. Data have been provided on an "As Is" and "As AVAILABLE" basis
5. The colours shown in the maps or diagram and charts of a particular party, alliance or AC are indicative and do not represent them.
6. This publication which includes maps, sheets, graphs and data would be the property under copyright of Datanet only. The user may use these for its internal study, analysis and research purposes. It's public display, re-selling or any commercial uses by the user are not allowed.
7. Datanet has taken due care and caution in compilation and processing of data and allied information, but does not guarantee the accuracy, adequacy or completeness of any information/analysis and will be not responsible for any errors or omissions or for the results obtained from the use of such information/analysis.
8. All the contents for the publication have been culled from various authentic sources and Datanet reasonably believes such sources to be reliable, but does not make any representations, express or implied as to the accuracy or fitness of use of such information. The information or contents of the information/analysis do not constitute advice and should not be relied upon in making (or refraining from making) any decision. Any reliance placed upon the information provided by Datanet is the sole responsibility and strictly at the user's risk.
9. In no event will Datanet be liable for any damages (including, without limitation, damages for loss of business projects, or loss of profits) arising in contract, tort or otherwise from the use of or inability to use any of its contents, or from any action taken (or refrained from being taken) as a result of using the analysis or any of its contents. Datanet its directors, owners, editors, officials, employees, distributor and agents or any associate will not be liable for any errors in the information contained or any consequences arising from the use of the contents of the provided information/analysis.
10. If any provision of these terms and conditions is held invalid or illegal or unenforceable for any reason by any court of competent jurisdiction, such provision shall be severed and the remainder of provisions of the terms and conditions shall continue in full force and effect as if the Term of Use had been executed with the invalid, illegal or unenforceable provision eliminated.
11. If there are any discrepancies in the information provided, please bring it to attention of Datanet for suitable rectification measures.



**Buy Online This Complete Book At  
Datanet India eBooks Store**

**[www.indiastatpublications.com](http://www.indiastatpublications.com)**

**or go directly at**

**[http://www.indiastatpublications.com/  
Assembly\\_factbook/Bihar/Jahanabad/ Jahanabad](http://www.indiastatpublications.com/Assembly_factbook/Bihar/Jahanabad/Jahanabad)**

 **indiastat**elections

ISBN : 978-93-5313-095-4



9 789353 130954