



West Bengal

Assembly Factbook™

Beleghata Assembly Constituency

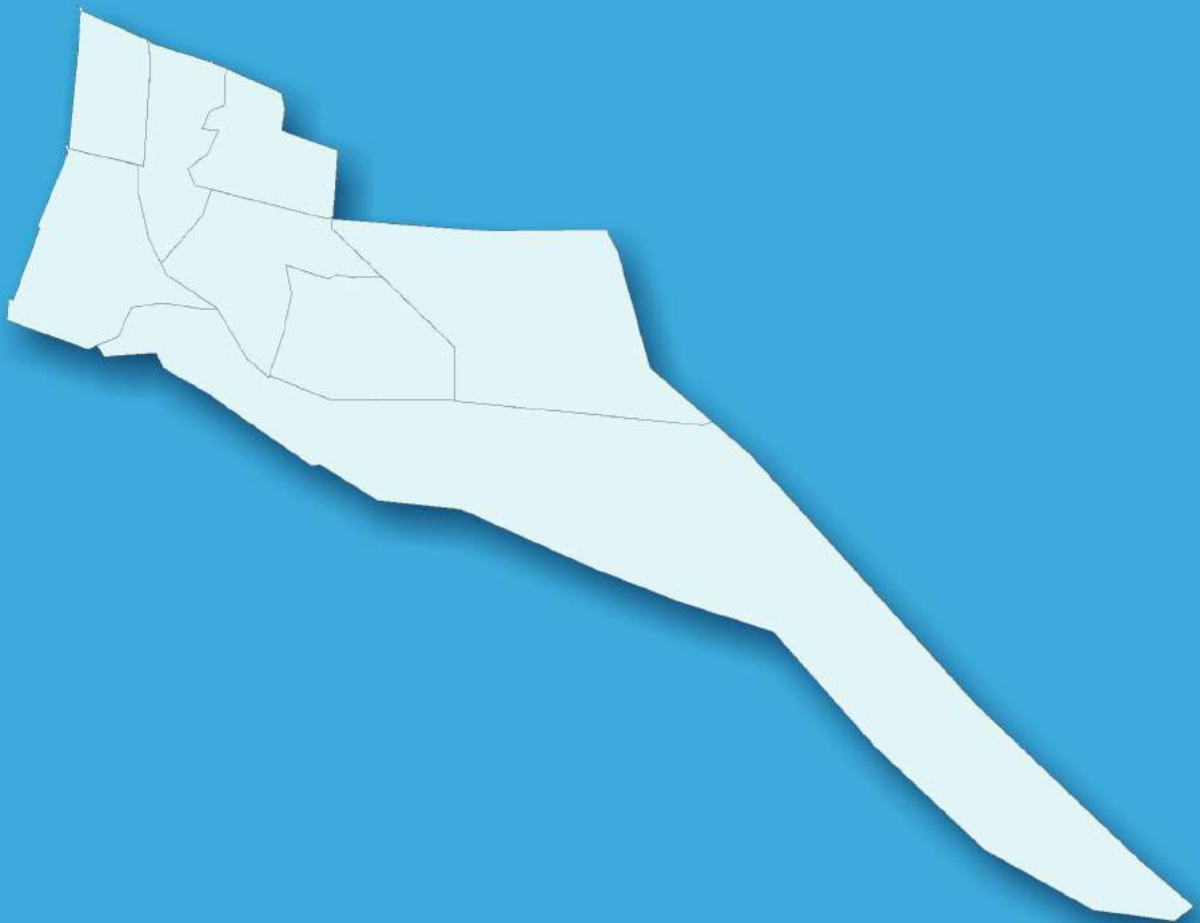


Key Electoral Data of Beleghata
Assembly Constituency (Vidhan Sabha)

West Bengal

Assembly Factbook™

Beleghata Assembly Constituency



Beleghata Vidhan Sabha

Editor & Director

Dr. R.K. Thukral

Research Editor

Dr. Shafeeq Rahman

Compiled, Researched and Published by Datanet India Pvt. Ltd.

D-100, 1st Floor,

Okhla Industrial Area, Phase-I,
New Delhi- 110020.

Ph.: 91-11- 43580781-84

Email : support@indiastatpublications.com

Website : www.indiastatelections.com

Online Book Store :

www.indiastatpublications.com

Report No. : AFB/WB-164-0123

ISBN : 978-93-5293-592-5

First Edition : January, 2018

Sixth Updated Edition : January, 2023

Price : Rs. 11500/-

US\$ 310

© Datanet India Pvt. Ltd.

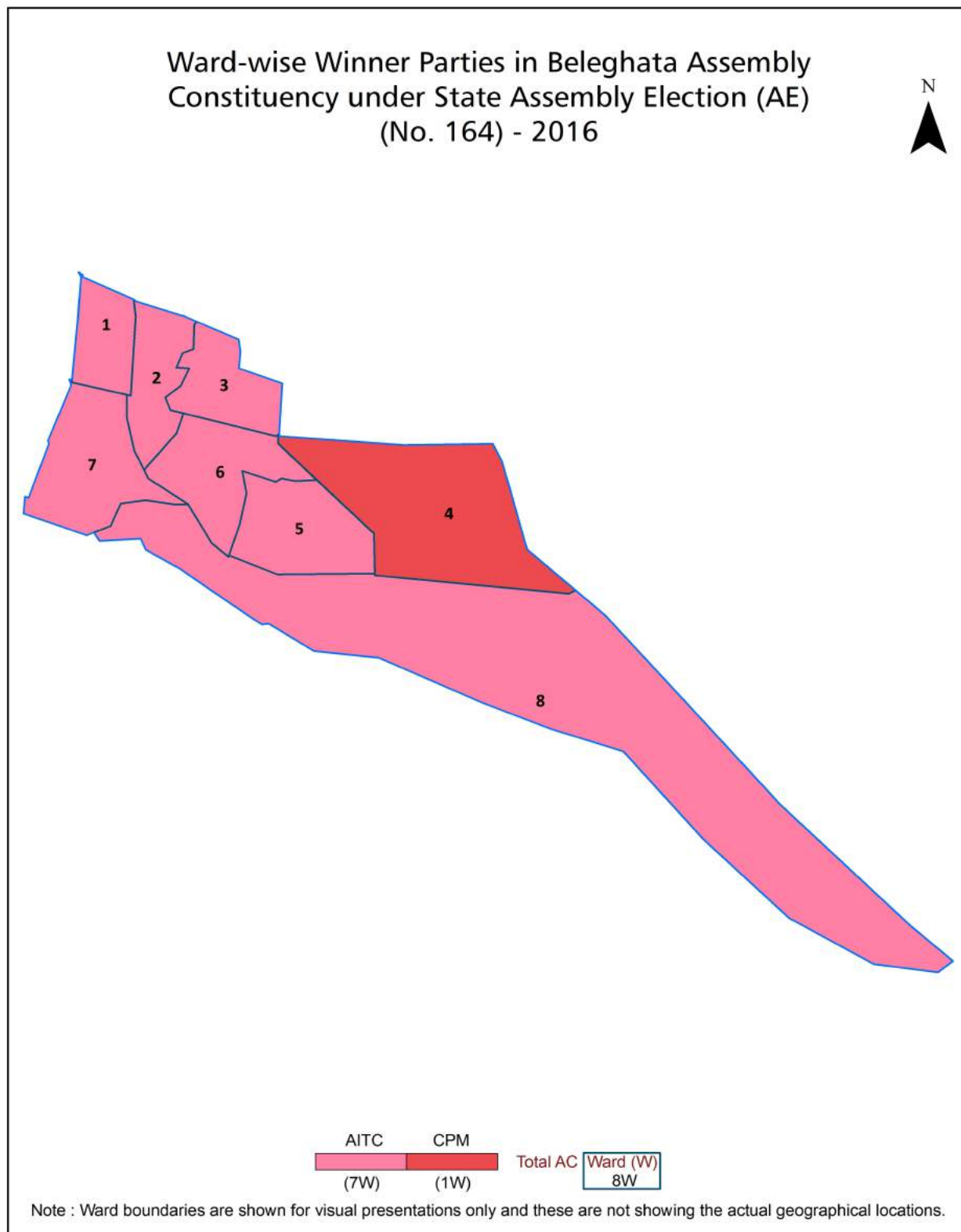
All rights reserved. No part of this book may be reproduced, stored in a retrieval system or transmitted in any form or by any means, mechanical photocopying, photographing, scanning, recording or otherwise without the prior written permission of the publisher. Please refer to Disclaimer at page no. 170 for the use of this publication.

Printed in India

Contents

No.	Particulars	Page No.
	Introduction	
1	Assembly Constituency - (Vidhan Sabha) at a Glance Features of Assembly as per Delimitation Commission of India (2008)	1-2
	Location and Political Maps	
2	Location Map Boundaries of Assembly Constituency - (Vidhan Sabha) in District Boundaries of Assembly Constituency under Parliamentary Constituency - (Lok Sabha) Ward-wise Winner Parties- 2021, 2019, 2016, 2014, 2011 and 2009	3-10
	Administrative Setup (2011)	
3	District Sub-district Towns Villages Inhabited Villages Uninhabited Villages Village Panchayat Intermediate Panchayat	11
	Demographics (2011)	
4	Population Households Rural/Urban Population Ward by Population Size Sex Ratio (Total & 0-6 Years) Religious Population Social Population Literacy Rate	12-13
	Electoral Features	
5	Important Dates of Last Elections Held Electors by Gender Service Electors Voters Voters Turnout Polling Stations & Average Number of Electors per Polling Station Electors by Age Group Present Elected Representatives	14-19
	Historical Summary Election Results	
6	Vote Share of Major Parties Winning Margin (Number & Percentage) Polarity of Parties Summary Result of Assembly Segment of Parliamentary Elections 2019, 2014, 2009, 2004 and 1999 Summary Result of Assembly Elections 2021, 2016, 2011, 2006, 2001, 1996, 1991, 1987, 1982, 1977, 1972, 1971, 1969, 1967, 1962, 1957 and 1952	20-45
	Polling Station Level Election Results	
7	Name and Number of Polling Station 2021, 2019, 2016, 2014, 2011 and 2009 Polling Station-wise Electors, Voters & Voters Turnout 2021, 2019, 2016, 2014, 2011 and 2009 Polling Station wise Elections Results 2021, 2019, 2016, 2014, 2011 and 2009	46-165
	Share of Assembly Constituency	
8	Share of Assembly Constituency - (Vidhan Sabha) in State, District and Parliamentary Constituency - (Lok Sabha)	166
9	Abbreviation & Sources	168-169
10	Disclaimer	170

Location & Political Map

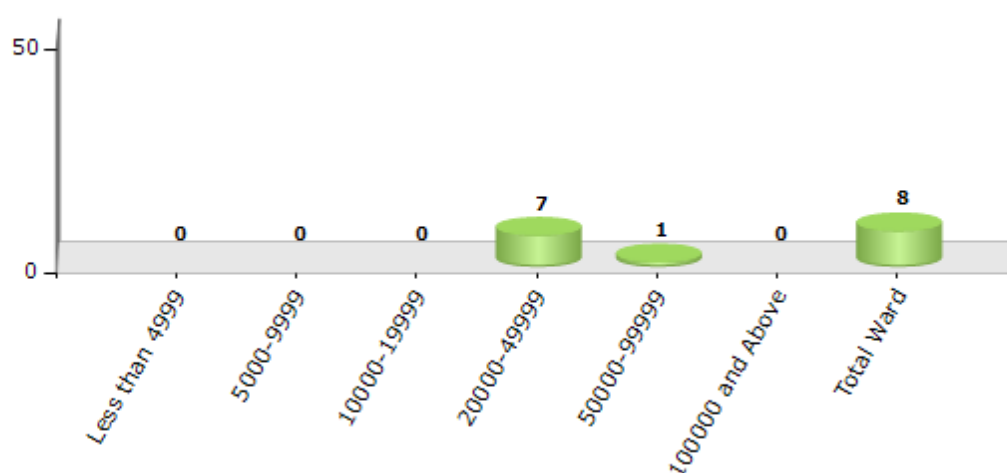


Demographics

Number of Ward by Population Size - 2011

Less than 4999	5000-9999	10000-19999	20000-49999	50000-99999	100000 and Above	Total Ward
0	0	0	7	1	0	8

Number of Ward by Population Size - 2011



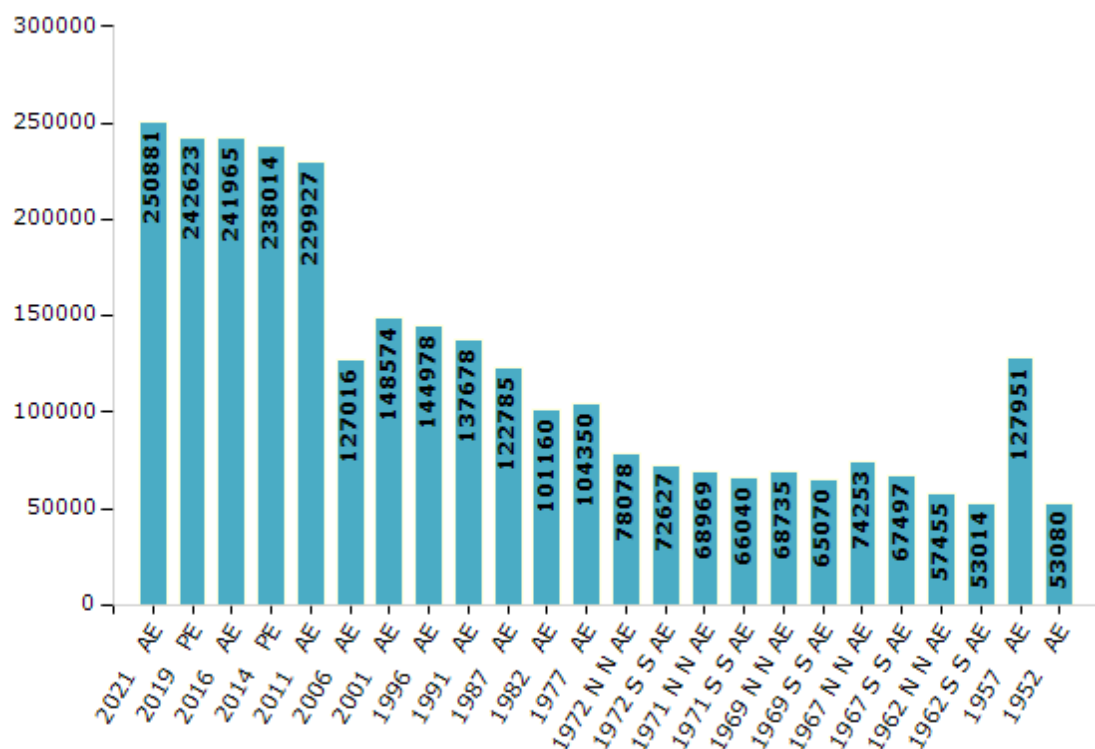
Electoral Features

Electors by Male & Female

Year	Male	Female	Others	Total
2021 AE	132560	118317	4	250881
2019 PE	128797	113822	4	242623
2016 AE	129293	112670	2	241965
2014 PE	127888	110125	1	238014
2011 AE	126556	103371	0	229927
2009 PE	-	-	-	-
2006 AE	70042	56974	-	127016
2004 PE	-	-	-	-
2001 AE	83210	65364	-	148574
1999 PE	-	-	-	-
1996 AE	81537	63441	-	144978
1991 AE	79105	58573	-	137678
1987 AE	70709	52076	-	122785
1982 AE	60713	40447	-	101160

Year	Male	Female	Others	Total
1977 AE	63782	40568	-	104350
1972 N AE	46404	31674	-	78078
1972 S AE	48969	23658	-	72627
1971 N AE	36487	32482	-	68969
1971 S AE	42202	23838	-	66040
1969 N AE	36353	32382	-	68735
1969 S AE	41732	23338	-	65070
1967 N AE	-	-	-	74253
1967 S AE	-	-	-	67497
1962 N AE	-	-	-	57455
1962 S AE	-	-	-	53014
1957 AE	-	-	-	127951
1952 AE	-	-	-	53080

Number of Electors



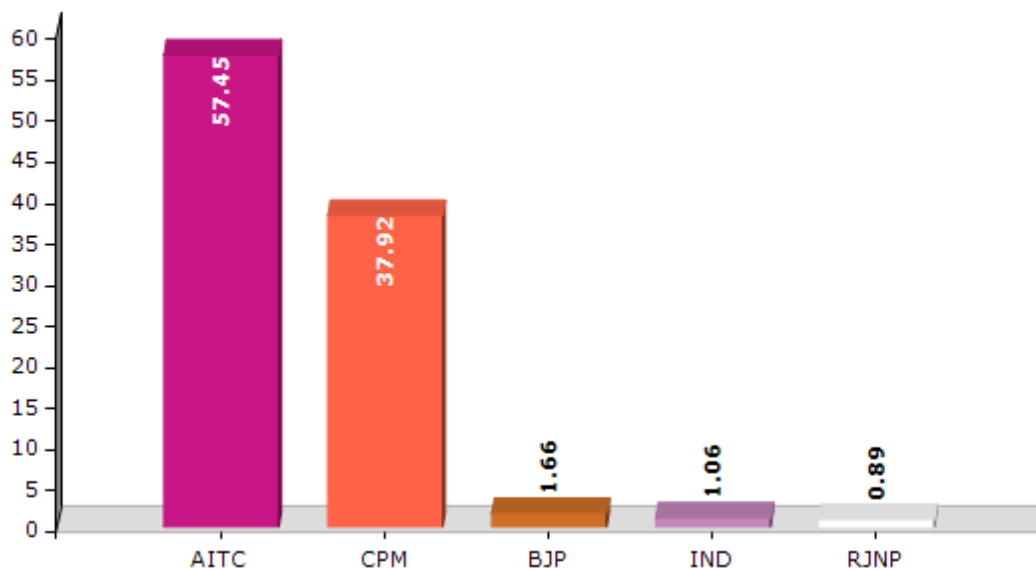
Note : AE : Assembly Election, PE : Assembly Segment of Parliamentary Election

Historical Summary Election Results

Summary Result of Assembly Election - 2011

Candidate Name	Party	Votes	Votes %
Paresh Paul	AITC	93185	57.45
Anadi Kumar Sahu	CPM	61497	37.92
Arun Shaw	BJP	2690	1.66
Surendar Tewari	IND	1727	1.06
Pradip Bose	RJNP	1440	0.89
Nirmal Sammaddar	BSP	893	0.55
Sanjoy Ghosh	IND	414	0.26
Dilip Tripathi	IND	349	0.22

Votes Percentage of Top Parties - 2011



Polling Station Level Election Results

Number and Name of Polling Stations (PS) (2016)

Number of Polling Stations	Name of Polling Stations	Number of Polling Stations	Name of Polling Stations
1	Jitendra Narayan Infant & Nursery K.G.School	22	Brahma Balika Sikshalaya
2	Jitendra Narayan Infant & Nursery K.G.School	23	Brahma Balika Sikshalaya
3	Jitendra Narayan Infant & Nursery K.G.School	24	Calcutta Deaf & Dumb School
4	Sri Vidyamandir	25	Calcutta Deaf & Dumb School
5	Jitendra Narayan Infant & Nursery K.G.School	26	Brahma Balika Sikshalaya
6	Jitendra Narayan Infant & Nursery K.G.School	27	Brahma Balika Sikshalaya
7	Jitendra Narayan Infant & Nursery K.G.School	28	Nari Siksha Samity
8	C.N.I. Girls Primary School	29	Nari Siksha Samity
9	C.N.I. Girls Primary School	30	Nari Siksha Samity
10	Jitendra Narayan Infant & Nursery K.G.School	31	K.M.C Ward 28-Depot.Cum Health Centre
11	Sri Vidyamandir	32	K.M.C Ward 28-Depot.Cum Health Centre
12	Sri Vidyamandir	33	K.M.C Ward 28-Depot.Cum Health Centre
13	Bengal Social Service League	34	K.M.C.Primary School(Day)
14	Bengal Social Service League	35	K.M.C.Primary School(Day)
15	Atheneum Institution	36	K.M.C Ward 28-Depot.Cum Health Centre
16	Atheneum Institution	37	K.M.C Ward 28-Depot.Cum Health Centre
17	Atheneum Institution	38	Nari Siksha Samity
18	Bengal Social Service League	39	Nari Siksha Samity
19	Bengal Social Service League	40	Subhas Vidyamandir
20	K.M.C.Primary School(Day)	41	Subhas Vidyamandir
21	K.M.C.Primary School(Day)	42	Subhas Vidyamandir

Contd....

Polling Station Level Election Results

Polling Station-wise Votes Secured by Overall Top Five Parties in Beleghata Assembly in Assembly Election (AE) under Kolkata Uttar Parliamentary Constituency in West Bengal (2016)

Number of Polling Station	Winner - Paresh Paul (AITC)	Runner-up - Rajib Biswas (CPM)	3rd - Partha Chaudhury (BJP)	4th - Arun Kumar Das (IND)	5th - Chinmoy Sengupta (IND)	NOTA	Other	Total Votes Secured
36	323	267	7	5	5	5	4	616
37	341	239	20	3	1	5	2	611
38	162	65	16	0	2	5	0	250
39	364	209	11	4	1	11	1	601
40	169	178	47	5	7	14	4	424
41	190	158	85	2	1	4	3	443
42	247	318	88	8	7	11	2	681
43	206	220	27	4	4	8	2	471
44	367	366	17	6	10	14	3	783
45	232	269	74	4	7	14	0	600
46	324	257	14	5	6	14	3	623
47	483	254	16	4	8	19	5	789
48	407	320	30	10	8	33	2	810
49	246	177	12	6	6	8	1	456
50	335	374	43	11	15	24	4	806
51	139	175	54	1	2	2	1	374
52	132	185	22	0	8	13	2	362
53	275	194	39	6	6	10	4	534
54	411	216	17	7	5	15	3	674
55	291	253	38	7	4	11	1	605
56	166	273	23	1	5	14	1	483
57	163	118	0	4	2	4	1	292
58	307	267	91	9	7	13	2	696
59	603	328	18	3	10	28	9	999
60	329	241	12	3	9	7	2	603
61	339	188	9	4	6	20	5	571
62	447	190	14	4	3	23	2	683
63	426	134	4	3	3	16	1	587
64	525	291	22	5	14	26	6	889
65	247	202	8	3	10	18	0	488
66	274	277	25	11	9	15	2	613
67	405	338	22	9	14	25	6	819
68	416	318	10	7	8	26	3	788
69	214	336	89	6	4	5	2	656
70	231	189	26	3	1	16	2	468

Contd....

Polling Station Level Election Results

Winner, Runner-up and 3rd Party Position & Winning Margin According to Polling Stations in Beleghata Assembly in Assembly Election (AE) under Kolkata Uttar Parliamentary Constituency in West Bengal (2016)

Polling Station Number	Winner Party	Winner Votes (%)	Runner-up Party	Runner-up Votes (%)	Winning Margin Votes (%)	Third Party	Third Party Votes (%)	Other Votes (%)
75	AITC	353 (61.28)	CPM	187 (32.47)	166 (28.81)	BJP	12 (2.08)	24 (4.17)
76	AITC	187 (48.32)	CPM	178 (45.99)	9 (2.33)	BJP	11 (2.84)	11 (2.84)
77	AITC	304 (50.08)	CPM	254 (41.85)	50 (8.23)	BJP	16 (2.64)	33 (5.44)
78	AITC	166 (51.08)	CPM	139 (42.77)	27 (8.31)	BJP	10 (3.08)	10 (3.08)
79	AITC	263 (52.18)	CPM	204 (40.48)	59 (11.7)	BJP	18 (3.57)	19 (3.77)
80	CPM	202 (51.01)	AITC	186 (46.97)	16 (4.04)	BJP	5 (1.26)	3 (0.76)
81	CPM	409 (59.88)	AITC	234 (34.26)	175 (25.62)	IND (CS)	15 (2.2)	25 (3.66)
82	CPM	241 (46.17)	AITC	213 (40.8)	28 (5.37)	BJP	47 (9)	21 (4.02)
83	AITC	256 (52.14)	CPM	199 (40.53)	57 (11.61)	BJP	10 (2.04)	26 (5.3)
84	CPM	345 (55.92)	AITC	233 (37.76)	112 (18.16)	BJP	14 (2.27)	25 (4.05)
85	CPM	220 (44.9)	AITC	218 (44.49)	2 (0.41)	BJP	35 (7.14)	17 (3.47)
86	CPM	237 (53.14)	AITC	157 (35.2)	80 (17.94)	BJP	34 (7.62)	18 (4.04)
87	AITC	254 (54.16)	CPM	149 (31.77)	105 (22.39)	BJP	39 (8.32)	27 (5.76)
88	AITC	223 (48.8)	CPM	183 (40.04)	40 (8.76)	BJP	29 (6.35)	22 (4.81)
89	AITC	344 (59.62)	CPM	182 (31.54)	162 (28.08)	BJP	42 (7.28)	9 (1.56)
90	AITC	211 (48.84)	CPM	166 (38.43)	45 (10.41)	BJP	39 (9.03)	16 (3.7)
91	AITC	345 (52.83)	CPM	233 (35.68)	112 (17.15)	BJP	50 (7.66)	25 (3.83)
92	AITC	219 (58.87)	CPM	122 (32.8)	97 (26.07)	BJP	17 (4.57)	14 (3.76)
93	AITC	345 (56.1)	CPM	224 (36.42)	121 (19.68)	BJP	30 (4.88)	16 (2.6)
94	AITC	461 (53.98)	CPM	240 (28.1)	221 (25.88)	BJP	118 (13.82)	35 (4.1)
95	AITC	256 (53.67)	CPM	171 (35.85)	85 (17.82)	BJP	37 (7.76)	13 (2.73)
96	AITC	423 (63.9)	CPM	167 (25.23)	256 (38.67)	BJP	44 (6.65)	28 (4.23)
97	AITC	413 (53.15)	CPM	277 (35.65)	136 (17.5)	BJP	59 (7.59)	28 (3.6)
98	AITC	366 (57.01)	CPM	226 (35.2)	140 (21.81)	BJP	36 (5.61)	14 (2.18)
99	AITC	255 (50.2)	CPM	156 (30.71)	99 (19.49)	BJP	71 (13.98)	26 (5.12)
100	AITC	201 (39.18)	CPM	180 (35.09)	21 (4.09)	BJP	99 (19.3)	33 (6.43)
101	CPM	191 (46.7)	AITC	153 (37.41)	38 (9.29)	BJP	46 (11.25)	19 (4.65)
102	AITC	380 (51.49)	CPM	307 (41.6)	73 (9.89)	BJP	32 (4.34)	19 (2.57)
103	AITC	272 (51.42)	CPM	186 (35.16)	86 (16.26)	BJP	48 (9.07)	23 (4.35)
104	AITC	252 (60.58)	CPM	129 (31.01)	123 (29.57)	BJP	25 (6.01)	10 (2.4)
105	AITC	384 (67.49)	CPM	144 (25.31)	240 (42.18)	BJP	29 (5.1)	12 (2.11)
106	AITC	430 (70.38)	CPM	146 (23.9)	284 (46.48)	BJP	26 (4.26)	9 (1.47)
107	AITC	162 (48.07)	CPM	118 (35.01)	44 (13.06)	BJP	41 (12.17)	16 (4.75)
108	AITC	177 (57.1)	CPM	72 (23.23)	105 (33.87)	BJP	40 (12.9)	21 (6.77)
109	AITC	401 (62.36)	CPM	161 (25.04)	240 (37.32)	BJP	57 (8.86)	24 (3.73)
110	AITC	287 (46.37)	CPM	265 (42.81)	22 (3.56)	BJP	48 (7.75)	19 (3.07)
111	AITC	148 (37.28)	BJP	129 (32.49)	19 (4.79)	CPM	113 (28.46)	7 (1.76)

Contd....

DISCLAIMER

The Terms of Use and Disclaimer of Datanet India Private Limited (hereinafter referred to as "Datanet") for use of this analysis report of **Beleghata Assembly Constituency (Beleghata Vidhan Sabha)** :-

1. **Assembly Factbook™** is a Registered Trade Mark owned by Datanet.
2. All the maps are sketched and graphical representation only and have not been drawn to the scale and also not to represent the actual geographical area or boundary of the unit.
3. The data for the aforesaid analysis is based on authentic sources and has been culled from the various publications of Census, CSO and NSSO for district and block level data, various central and state government departments, Central & State Elections Commissions and the concerned Returning Officers' releases, Electoral Rolls, Election results and allied publications, internal assessment, surveys, estimates and analysis. Therefore, certain adjustment of data at micro level may have been done to arrive closer to the macro data.
4. Data have been provided on an "As Is" and "As AVAILABLE" basis
5. The colours shown in the maps or diagram and charts of a particular party, alliance or AC are indicative and do not represent them.
6. This publication which includes maps, sheets, graphs and data would be the property under copyright of Datanet only. The user may use these for its internal study, analysis and research purposes. It's public display, re-selling or any commercial uses by the user are not allowed.
7. Datanet has taken due care and caution in compilation and processing of data and allied information, but does not guarantee the accuracy, adequacy or completeness of any information/analysis and will be not responsible for any errors or omissions or for the results obtained from the use of such information/analysis.
8. All the contents for the publication have been culled from various authentic sources and Datanet reasonably believes such sources to be reliable, but does not make any representations, express or implied as to the accuracy or fitness of use of such information. The information or contents of the information/analysis do not constitute advice and should not be relied upon in making (or refraining from making) any decision. Any reliance placed upon the information provided by Datanet is the sole responsibility and strictly at the user's risk.
9. In no event will Datanet be liable for any damages (including, without limitation, damages for loss of business projects, or loss of profits) arising in contract, tort or otherwise from the use of or inability to use any of its contents, or from any action taken (or refrained from being taken) as a result of using the analysis or any of its contents. Datanet its directors, owners, editors, officials, employees, distributor and agents or any associate will not be liable for any errors in the information contained or any consequences arising from the use of the contents of the provided information/analysis.
10. If any provision of these terms and conditions is held invalid or illegal or unenforceable for any reason by any court of competent jurisdiction, such provision shall be severed and the remainder of provisions of the terms and conditions shall continue in full force and effect as if the Term of Use had been executed with the invalid, illegal or unenforceable provision eliminated.
11. If there are any discrepancies in the information provided, please bring it to attention of Datanet for suitable rectification measures.

Buy Online This Complete Book At
Datanet India eBooks Store

www.indiastatpublications.com

or go directly at

[http://www.indiastatpublications.com/
Assembly_factbook/West_Bengal/Kolkata_Uttar/ Belegghata](http://www.indiastatpublications.com/Assembly_factbook/West_Bengal/Kolkata_Uttar/Belegghata)

 **india**stat**elections**

ISBN : 978-93-5293-592-5

