



Telangana

Assembly Factbook™

Peddapalle Assembly Constituency



Key Electoral Data of Peddapalle
Assembly Constituency (Vidhan Sabha)

Telangana

Assembly Factbook™

Peddapalle Assembly Constituency



Peddapalle Vidhan Sabha

Editor & Director

Dr. R.K. Thukral

Research Editor

Dr. Shafeeq Rahman

Compiled, Researched and Published by Datanet India Pvt. Ltd.

D-100, 1st Floor,

Okhla Industrial Area, Phase-I,
New Delhi- 110020.

Ph.: 91-11- 43580781-84

Email : support@indiastatpublications.com

Website : www.indiastatelections.com

Online Book Store :

www.indiastatpublications.com

Report No. : AFB/TS-025-0123

ISBN : 978-93-5293-125-5

First Edition : January, 2018

Sixth Updated Edition : January, 2023

Price : Rs. 11500/-

US\$ 310

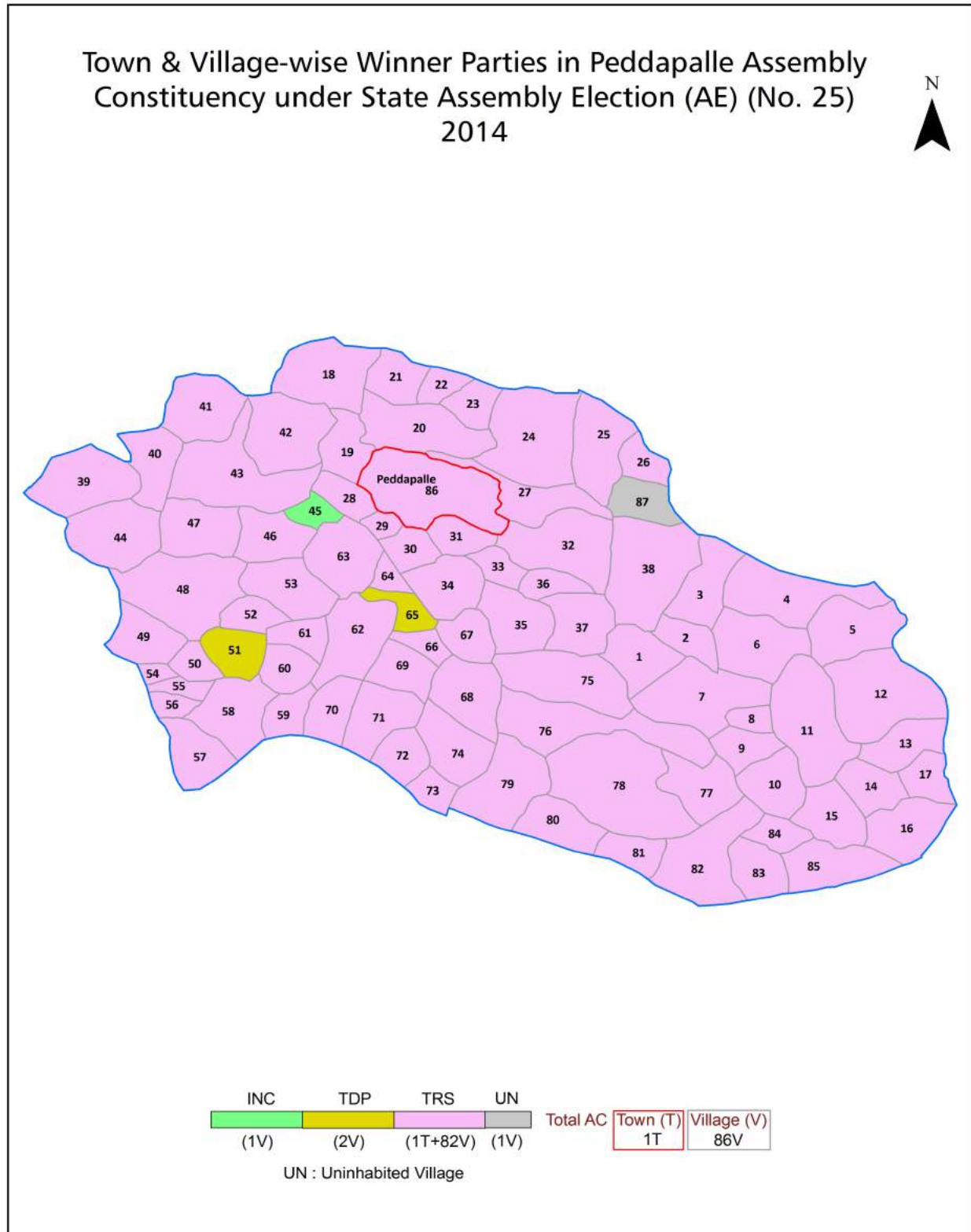
© Datanet India Pvt. Ltd.

All rights reserved. No part of this book may be reproduced, stored in a retrieval system or transmitted in any form or by any means, mechanical photocopying, photographing, scanning, recording or otherwise without the prior written permission of the publisher. Please refer to Disclaimer at page no. 237 for the use of this publication.

Printed in India

No.	Particulars	Page No.
	Introduction	
1	Assembly Constituency - (Vidhan Sabha) at a Glance Features of Assembly as per Delimitation Commission of India (2008)	1-2
	Location and Political Maps	
2	Location Map Boundaries of Assembly Constituency - (Vidhan Sabha) in District Boundaries of Assembly Constituency under Parliamentary Constituency - (Lok Sabha) Town & Village-wise Winner Parties- 2019-PE, 2018-AE, 2014-PE, 2014-AE, 2009-PE and 2009-AE	3-11
	Administrative Setup (2011)	
3	District Sub-district Towns Villages Inhabited Villages Uninhabited Villages Village Panchayat Intermediate Panchayat	12-17
	Demographics (2011)	
4	Population Households Rural/Urban Population Towns and Villages by Population Size Sex Ratio (Total & 0-6 Years) Religious Population Social Population Literacy Rate	18-19
	Electoral Features	
5	Important Dates of Last Elections Held Electors by Gender Service Electors Voters Voters Turnout Polling Stations & Average Number of Electors per Polling Station Electors by Age Group Present Elected Representatives	20-25
	Historical Summary Election Results	
6	Vote Share of Major Parties Winning Margin (Number & Percentage) Polarity of Parties Summary Result of Assembly Segment of Parliamentary Election 2019, 2014, 2009, 2004 and 1999 Summary Result of Assembly Elections 2018, 2014, 2009, 2004, 1999, 1994, 1989, 1985, 1983, 1978, 1972, 1967 and 1962	26-47
	Polling Station Level Election Results	
7	Name and Number of Polling Station 2019-PE, 2018-AE, 2014-PE, 2014-AE, 2009-PE and 2009-AE Polling Station-wise Electors, Voters & Voters Turnout 2019-PE, 2018-AE, 2014-PE, 2014-AE, 2009-PE and 2009-AE Polling Station wise Elections Results 2019-PE, 2018-AE, 2014-PE, 2014-AE, 2009-PE and 2009-AE	48-217
	Share of Assembly Constituency	
8	Share of Assembly Constituency - (Vidhan Sabha) in State, District and Parliamentary Constituency - (Lok Sabha)	218
	Socio-Economic Amenities (2011)	
9	Access to Administrative Units Agricultural, Manufacturing and Industrial Commodities Demographic Indicators Education Health & Manpower Drinking Water Supply Sanitation Entertainment and Recreations Infrastructure Power Food Allocation Distribution and Marketing of Agriculture Commodities Infrastructure Transport and Road Infrastructure Communication Banking and Financial Services Land Use Irrigation Source	220-234
10	Abbreviation & Sources	235-236
11	Disclaimer	237

Location & Political Map



Administrative Setup

List of Village Panchayat & Intermediate Panchayat (Block) Name - 2011

Village Name	Village Panchayat Name	Intermediate Panchayat Name
Appannapet	Appannapet & Bompalle	Peddapalle
Bhojannapet	Bhojannapet	Peddapalle
Bhoopathipuram	Bhoopathipuram	Sultanabad
Brahmanpalle(PS)	Brahmanpalle (PS)	Peddapalle
Burhanmiyapet	Burhanmiyapet	Elgaid
Cheekurai	Cheekurai	Peddapalle
Chinnabonkur	Chinnabonkur	Sultanabad
Chinnakalvala	Chinnakalvala	Sultanabad
Doolikatta	Doolikatta	Elgaid
Dubbapet	Dubbapet	Sultanabad
Edulapuram	Edulapuram	Srirampur
Elgaid	Elgaid & Lalapalle	Elgaid
Gangaram	Gangaram	Srirampur
Garrepalle	Garrepalle, Bonthakuntapalle & Sambaiahpalle	Sultanabad
Gattepalle	Gattepalle	Sultanabad
Gollapalle	Gollapalle	Sultanabad
Gowreddipeta	Gowreddipeta	Peddapalle
Gudem	Gudem	Odela
Gumpula	Gumpula	Odela
Indurthi	Indurthi	Odela
Ithrajpalle	Ithrajpalle	Sultanabad
Jafarkhanpet	Jafarkhanpet	Srirampur
Julapalle	Julapalle	Julapalle
Kachapur	Kachapur	Julapalle
Kadambapur	Kadambapur	Sultanabad
Kanagarthi	Kanagarthi	Peddapalle
Kangarthi	Kangarthi & Gundlapalle	Odela
Kanukula	Kanukula	Sultanabad
Katnepalle	Katnepalle	Sultanabad

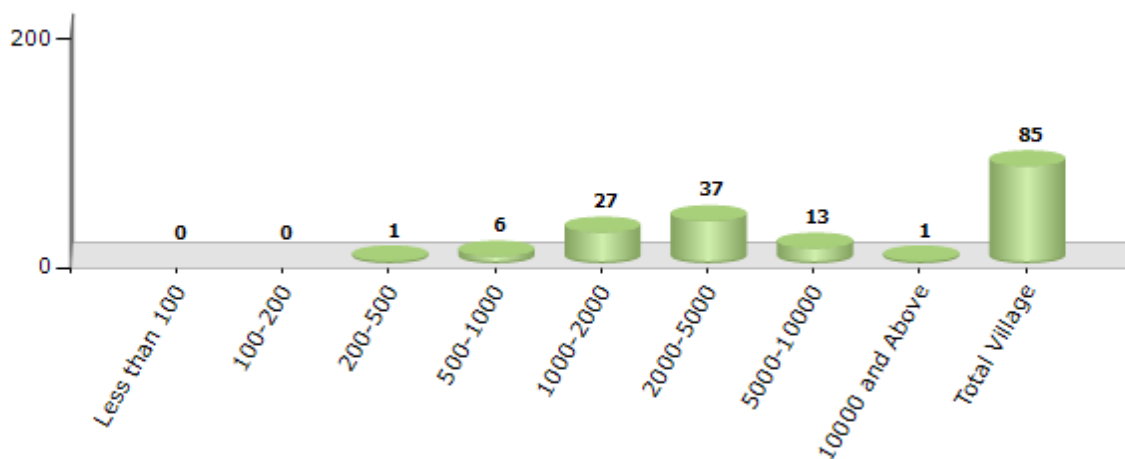
Contd....

Demographics

Number of Villages by Population Size - 2011

Less than 100	100-200	200-500	500-1000	1000-2000	2000-5000	5000-10000	10000 and Above	Total Village
0	0	1	6	27	37	13	1	85

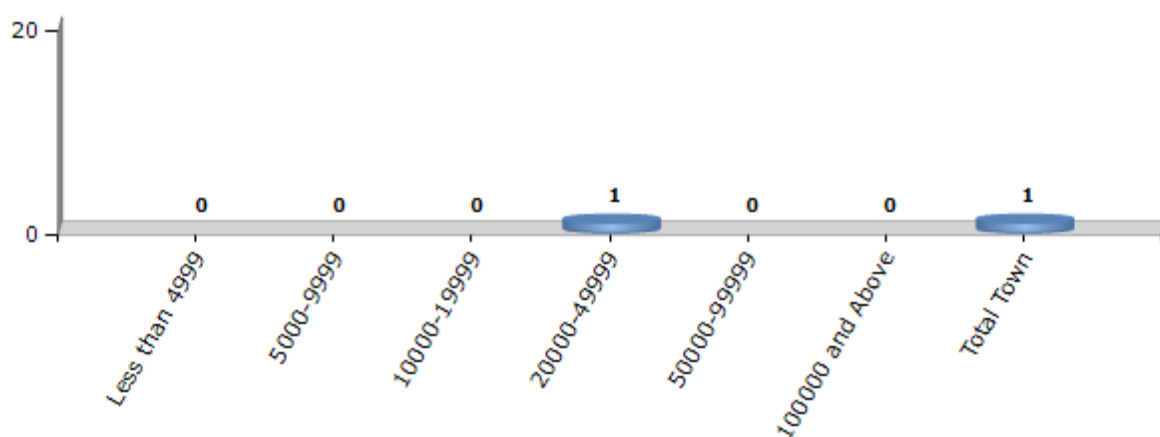
Number of Villages by Population Size - 2011



Number of Towns by Population Size - 2011

Less than 4999	5000-9999	10000-19999	20000-49999	50000-99999	100000 and Above	Total Town
0	0	0	1	0	0	1

Number of Towns by Population Size - 2011

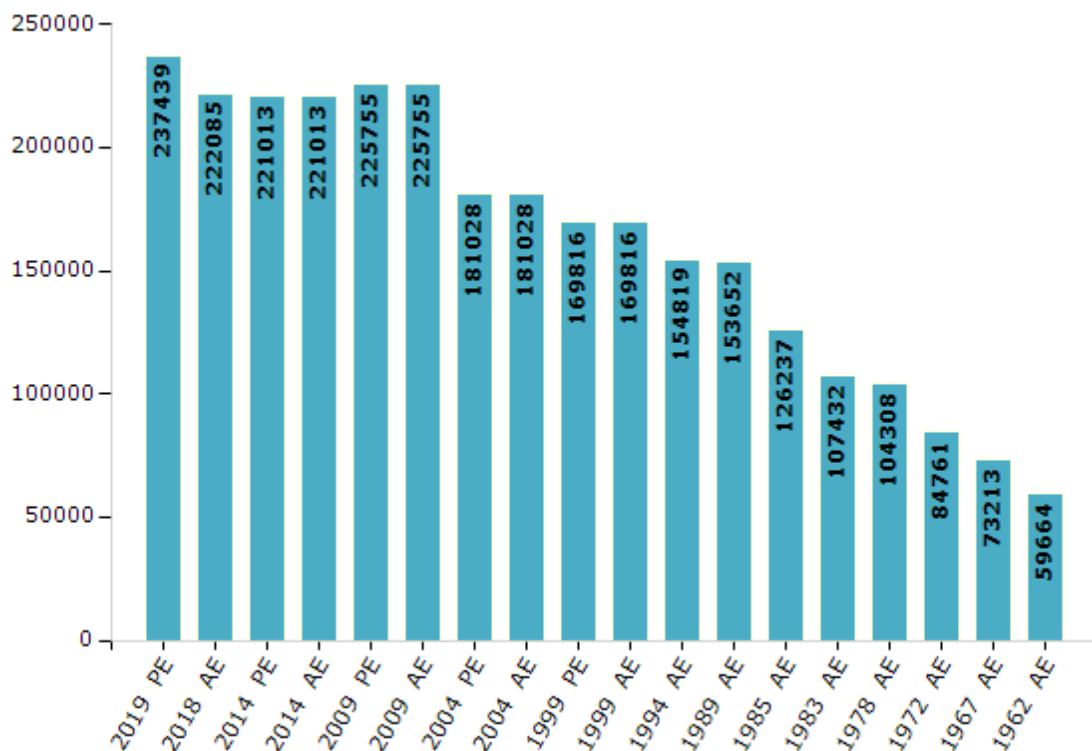


Electoral Features

Electors by Male & Female

Year	Male	Female	Others	Total	Year	Male	Female	Others	Total
2019 PE	118630	118801	8	237439	1994 AE	78875	75944	-	154819
2018 AE	111574	110502	9	222085	1989 AE	77979	75673	-	153652
2014 PE	111749	109249	15	221013	1985 AE	63834	62403	-	126237
2014 AE	111749	109249	15	221013	1983 AE	54354	53078	-	107432
2009 PE	113771	111984	-	225755	1978 AE	52620	51688	-	104308
2009 AE	113771	111984	-	225755	1972 AE	42326	42435	-	84761
2004 PE	90808	90220	-	181028	1967 AE	-	-	-	73213
2004 AE	90808	90220	-	181028	1962 AE	-	-	-	59664
1999 PE	85619	84197	-	169816	1957 AE	-	-	-	-
1999 AE	85619	84197	-	169816	1955 AE	-	-	-	-

Number of Electors

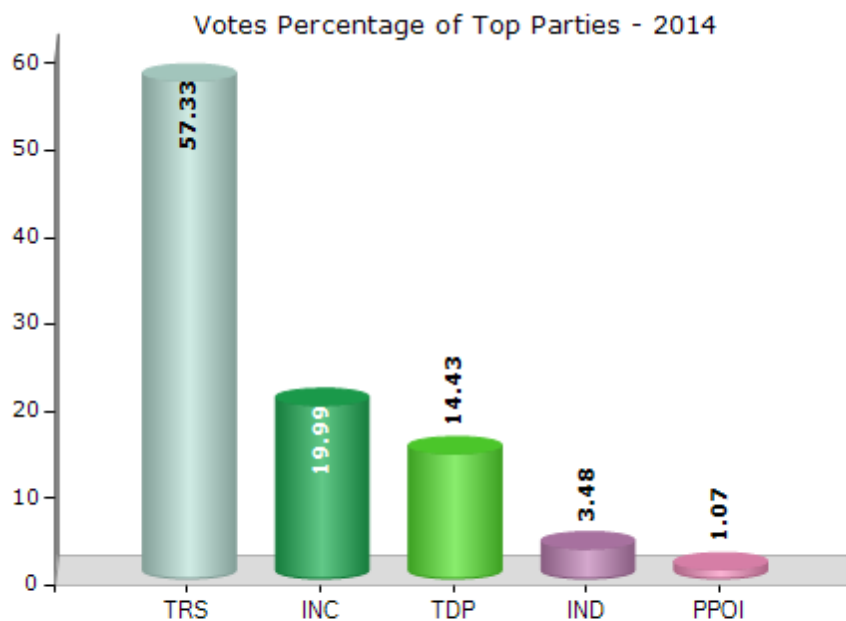


Note : AE : Assembly Election, PE : Assembly Segment of Parliamentary Election

Historical Summary Election Results

Summary Result of Assembly Election - 2014

Candidate Name	Party	Votes	Votes %
Manohar Reddy Dasari	TRS	96220	57.33
T. Bhanu Prasad Rao	INC	33543	19.99
Chinthakunta Vijaya Ramana Rao	TDP	24216	14.43
Edla Neela	IND	5840	3.48
Saritha Padma	PPOI	1791	1.07
Varikilla Malleesh	BSP	1513	0.9
M.A.Mustak Pasha	YSRCP	736	0.44
Thammadoboina Odelu Yadav	AAP	665	0.4
Pendyala Surender	IND	473	0.28
Shyam Sundar Attal	IND	388	0.23
Kethipelli Sammi Reddy	BCUF	364	0.22
Kondra Enock	ICSP	278	0.17
Donkena Ravindar	RLD	257	0.15
	NOTA	1545	0.92



Polling Station Level Election Results

Number and Name of Polling Stations (PS) (2018 AE)

Number of Polling Stations	Name of Polling Stations	Number of Polling Stations	Name of Polling Stations
1	U P S Palitham,Palitham	22	Z P H S Rangapur,Rangapur
2	Primary School, Gopaiah Palli,Gopaiah Palli H/O Paalthem	23	Z P H S Rangapur,Rangapur
3	Primary School Kasulapalli H/O Paalthem,Kasulapalli H/O Paalthem	24	Primary School, Sabbitham,Sabbitham
4	U.P.S., Kanagarthi(K),Kanagarthi(K)	25	U P S Goureddipeta New Building,Goureddipeta
5	U.P.S.,Kapulapalli,Nayak Palli H/O Kapulapalli	26	U P S Goureddipeta New Building,Goureddipeta
6	Z.P.H.S.,Ragineedu Room No.1,Ragineedu	27	Mandal Parishath Prathamika Paatasala, Shanthi Nagar Room No.1,Peddapalli
7	Z.P.H.S Ragineedu,Room No 2,Ragineedu	28	Mandal Praja Parishath School, Shanthi Nagar Room No.2,Peddapalli
8	Primary School, Kurumapalli,Kurumapalli	29	Indian Mission Secondary School(E/M), Room No.1,Peddapalli
9	Z.P.H.S.Appannapet Room No1,Appannapet	30	Indian Mission Secondary School(E/M), Room No.2,Peddapalli
10	Z.P.H.S. Appannapet Room No 2,Appannapet	31	Z.P.H.S Boys , Peddapalli, Room No. 1,Peddapalli
11	Z.P.H.S.Appannapet Room No3,Appannapet	32	Z.P.H.S (Boys), Peddapalli, Room No.2,Peddapalli
12	U.P.S., Bompelli,Bompelli H/O Appannapet	33	Z.P.H.S (Boys), Peddapalli Room No 3,Peddapalli
13	Primary School, Merapalli,Merapalli H/O Bompelli	34	Z.P.H.S (Girls), Peddapalli, Room No. 1,Peddapalli
14	Z P H S Brahmanapalli,Brahmanapalli	35	Z.P.H.S (Girls) Peddapalli,Peddapalli
15	Z P H S Brahmanapalli Roomno2,Brahmanapalli	36	Z.P.H.S (Girls) Peddapalli,Peddapalli
16	Z P H S Raghavapur Room No 1,Raghavapur	37	Govt Jr.College (Boys)Peddapalli Room No 2,Peddapalli
17	Z P H S Raghavapur Room No 2,Raghavapur	38	Primary School, Thenugowada,Peddapalli
18	Pradhamika Pathashala, Darga Raghavapur,Darga Raghavapur	38A	Primary School, Thenugowada,Peddapalli
19	U.P.S., Andugulpalli,Andugulpalli H/O Raghavapur	39	Primary School, Thenugowada,Peddapalli
20	U.P.S., Andugulpalli,Andugulpalli H/O Raghavapur	40	Nagara Panchayath, Peddapalli,Peddapalli
21	U P S Devunipalli H/O Andhugulpalli,Devunipalli	41	Primary School (Boys), Sagar Road, Peddapalli,Peddapalli

Contd....

Polling Station Level Election Results

Polling Station-wise Votes Secured by Overall Top Five Parties in Peddapalle Assembly in Assembly Election (AE) under Peddapalle Parliamentary Constituency in Telangana (2018)

Number of Polling Station	Winner - Manohar Reddy Dasari (TRS)	Runner-up - Chinthakunta Vijaya Ramana Rao (INC)	3rd - Gujjula Ramakrishna Reddy (BJP)	4th - Reddy Venugopal (SMFB)	5th - Ponnala Sathish (TKRRP)	NOTA	Other	Total Votes Secured
36	491	338	42	13	5	1	18	908
37	453	297	60	15	2	3	23	853
38	312	215	18	8	1	3	32	589
38A	332	270	29	7	1	4	35	678
39	349	351	16	12	6	10	18	762
40	258	157	67	2	0	3	10	497
41	469	266	39	23	9	3	54	863
42	306	323	66	18	7	6	16	742
43	519	256	76	41	7	12	15	926
44	307	198	44	15	5	13	34	616
45	118	140	27	9	2	3	10	309
46	380	292	27	15	3	10	35	762
47	438	305	44	19	9	16	55	886
48	255	199	18	5	5	5	21	508
49	436	317	42	24	1	9	22	851
50	260	212	34	11	4	3	17	541
51	123	60	15	2	0	2	8	210
52	356	308	40	19	5	14	50	792
53	424	362	14	44	10	12	52	918
54	320	350	55	26	8	3	28	790
55	295	281	42	11	3	6	11	649
56	280	423	57	26	10	23	27	846
57	342	348	43	31	7	11	25	807
58	349	323	54	33	9	5	33	806
59	169	231	29	36	8	1	30	504
60	268	202	36	35	4	5	35	585
61	212	312	30	17	4	8	13	596
62	229	266	25	28	8	10	33	599
63	350	476	35	29	10	10	35	945
64	378	499	32	39	9	8	47	1012
65	342	341	26	13	3	9	25	759
66	306	332	54	23	4	10	41	770
67	294	243	37	35	7	14	76	706
68	255	173	21	17	7	4	37	514
69	96	161	7	9	2	9	14	298

Contd....

Polling Station Level Election Results

Winner, Runner-up and 3rd Party Position & Winning Margin According to Polling Stations in Peddapalle Assembly in Assembly Election (AE) under Peddapalle Parliamentary Constituency in Telangana (2018)

Polling Station Number	Winner Party	Winner Votes (%)	Runner-up Party	Runner-up Votes (%)	Winning Margin Votes (%)	Third Party	Third Party Votes (%)	Other Votes (%)
70	TRS	529 (48.85)	INC	353 (32.59)	176 (16.26)	SMFB	59 (5.45)	142 (13.11)
71	TRS	235 (41.3)	INC	215 (37.79)	20 (3.51)	SMFB	33 (5.8)	86 (15.11)
72	INC	345 (46)	TRS	279 (37.2)	66 (8.8)	SMFB	41 (5.47)	85 (11.33)
73	TRS	473 (48.76)	INC	308 (31.75)	165 (17.01)	SMFB	74 (7.63)	115 (11.86)
74	TRS	468 (47.08)	INC	267 (26.86)	201 (20.22)	SMFB	110 (11.07)	149 (14.99)
75	TRS	271 (41.19)	INC	268 (40.73)	3 (0.46)	SMFB	43 (6.53)	76 (11.55)
76	TRS	427 (42.45)	INC	364 (36.18)	63 (6.27)	BJP	80 (7.95)	135 (13.42)
77	TRS	286 (45.4)	INC	229 (36.35)	57 (9.05)	SMFB	41 (6.51)	74 (11.75)
78	TRS	496 (46.93)	INC	445 (42.1)	51 (4.83)	SMFB	53 (5.01)	63 (5.96)
79	TRS	225 (44.55)	INC	178 (35.25)	47 (9.3)	SMFB	42 (8.32)	60 (11.88)
80	TRS	349 (41.55)	INC	327 (38.93)	22 (2.62)	BJP	58 (6.9)	106 (12.62)
81	INC	175 (40.23)	TRS	155 (35.63)	20 (4.6)	BJP	39 (8.97)	66 (15.17)
82	INC	346 (66.92)	TRS	108 (20.89)	238 (46.03)	BJP	13 (2.51)	50 (9.67)
83	INC	628 (61.21)	TRS	223 (21.73)	405 (39.48)	BJP	51 (4.97)	124 (12.09)
84	TRS	438 (58.63)	INC	227 (30.39)	211 (28.24)	SMFB	28 (3.75)	54 (7.23)
85	TRS	257 (41.45)	INC	228 (36.77)	29 (4.68)	SMFB	52 (8.39)	83 (13.39)
86	TRS	377 (49.41)	INC	262 (34.34)	115 (15.07)	SMFB	45 (5.9)	79 (10.35)
87	TRS	243 (41.33)	INC	179 (30.44)	64 (10.89)	BJP	62 (10.54)	104 (17.69)
88	TRS	184 (41.44)	INC	136 (30.63)	48 (10.81)	BJP	57 (12.84)	67 (15.09)
89	INC	249 (37.61)	TRS	239 (36.1)	10 (1.51)	BJP	87 (13.14)	87 (13.14)
90	TRS	310 (53.91)	INC	165 (28.7)	145 (25.21)	BJP	58 (10.09)	42 (7.3)
91	TRS	351 (52.39)	INC	148 (22.09)	203 (30.3)	BJP	69 (10.3)	102 (15.22)
92	TRS	275 (45.83)	INC	214 (35.67)	61 (10.16)	BJP	62 (10.33)	49 (8.17)
93	INC	315 (47.09)	TRS	270 (40.36)	45 (6.73)	SMFB	18 (2.69)	66 (9.87)
94	TRS	300 (43.1)	INC	247 (35.49)	53 (7.61)	SMFB	50 (7.18)	99 (14.22)
95	INC	174 (45.79)	TRS	147 (38.68)	27 (7.11)	SMFB	16 (4.21)	43 (11.32)
96	INC	223 (42.16)	TRS	210 (39.7)	13 (2.46)	SMFB	33 (6.24)	63 (11.91)
97	TRS	261 (40.85)	INC	222 (34.74)	39 (6.11)	BJP	51 (7.98)	105 (16.43)
98	INC	428 (42.59)	TRS	353 (35.12)	75 (7.47)	SMFB	72 (7.16)	152 (15.12)
99	INC	405 (50.94)	TRS	277 (34.84)	128 (16.1)	BJP	32 (4.03)	81 (10.19)
100	TRS	407 (49.33)	INC	260 (31.52)	147 (17.81)	SMFB	56 (6.79)	102 (12.36)
101	INC	383 (46.76)	TRS	308 (37.61)	75 (9.15)	SMFB	45 (5.49)	83 (10.13)
102	INC	196 (48.04)	TRS	147 (36.03)	49 (12.01)	SMFB	21 (5.15)	44 (10.78)
103	INC	302 (42.9)	TRS	251 (35.65)	51 (7.25)	SMFB	54 (7.67)	97 (13.78)
104	INC	278 (48.6)	TRS	222 (38.81)	56 (9.79)	SMFB	33 (5.77)	39 (6.82)

Contd....

Socio-Economic Amenities - Rural

Access to Education Facilities

Particulars	Number of Villages (% of Population)				
	Available	Not Available	If Not Available (Distance of Nearest Facility)		
			A	B	C
Govt. Primary School	85 (100)	0 (0)	0 (0)	0 (0)	0 (0)
Private Primary School	21 (43)	64 (57)	0 (0)	0 (0)	0 (0)
Govt. Middle School	77 (96)	8 (4)	6 (3)	1 (0)	0 (0)
Private Middle School	10 (24)	75 (76)	0 (0)	0 (0)	0 (0)
Govt. Secondary School	45 (74)	40 (26)	21 (15)	17 (11)	0 (0)
Private Secondary School	10 (21)	75 (79)	0 (0)	0 (0)	0 (0)
Govt. Senior Secondary School	5 (17)	80 (83)	21 (21)	47 (49)	11 (11)
Private Senior Secondary School	3 (11)	82 (89)	0 (0)	0 (0)	0 (0)
Govt. Arts and Science Degree College	0 (0)	85 (100)	9 (10)	16 (21)	35 (40)
Private Arts and Science Degree College	1 (6)	84 (94)	2 (2)	14 (12)	8 (8)
Govt. Engineering College	0 (0)	85 (100)	0 (0)	0 (0)	0 (0)
Private Engineering College	0 (0)	85 (100)	11 (12)	22 (27)	52 (62)
Govt. Medicine College	0 (0)	85 (100)	0 (0)	0 (0)	0 (0)
Private Medicine College	0 (0)	85 (100)	0 (0)	3 (2)	82 (98)
Govt. Management Institute	0 (0)	85 (100)	0 (0)	0 (0)	0 (0)
Private Management Institute	1 (0)	84 (100)	12 (14)	15 (15)	57 (70)
Govt. Polytechnic	0 (0)	85 (100)	0 (0)	0 (0)	85 (100)
Private Polytechnic	0 (0)	85 (100)	0 (0)	0 (0)	0 (0)
Govt. Vocational Training School/ITI	0 (0)	85 (100)	9 (10)	11 (12)	63 (74)
Private Vocational Training School/ITI	0 (0)	85 (100)	0 (0)	0 (0)	2 (4)
Govt. Non Formal Training Centre	0 (0)	85 (100)	9 (10)	11 (12)	65 (78)
Private Non Formal Training Centre	0 (0)	85 (100)	0 (0)	0 (0)	0 (0)
Govt. School For Disabled	0 (0)	85 (100)	0 (0)	0 (0)	85 (100)
Private School For Disabled	0 (0)	85 (100)	0 (0)	0 (0)	0 (0)
Government Others	0 (0)	85 (100)	0 (0)	0 (0)	0 (0)
Private Others	0 (0)	85 (100)	0 (0)	0 (0)	0 (0)

Note : Distance A : Less than 5 km; B : Between 5-10 km; C : 10+ km.; Source : Data Analysis is based on 2011 Census.

DISCLAIMER

The Terms of Use and Disclaimer of Datanet India Private Limited (hereinafter referred to as "Datanet") for use of this analysis report of **Peddapalle Assembly Constituency (Peddapalle Vidhan Sabha)** :-

1. **Assembly Factbook™** is a Registered Trade Mark owned by Datanet.
2. All the maps are sketched and graphical representation only and have not been drawn to the scale and also not to represent the actual geographical area or boundary of the unit.
3. The data for the aforesaid analysis is based on authentic sources and has been culled from the various publications of Census, CSO and NSSO for district and block level data, various central and state government departments, Central & State Elections Commissions and the concerned Returning Officers' releases, Electoral Rolls, Election results and allied publications, internal assessment, surveys, estimates and analysis. Therefore, certain adjustment of data at micro level may have been done to arrive closer to the macro data.
4. Data have been provided on an "As Is" and "As AVAILABLE" basis
5. The colours shown in the maps or diagram and charts of a particular party, alliance or AC are indicative and do not represent them.
6. This publication which includes maps, sheets, graphs and data would be the property under copyright of Datanet only. The user may use these for its internal study, analysis and research purposes. It's public display, re-selling or any commercial uses by the user are not allowed.
7. Datanet has taken due care and caution in compilation and processing of data and allied information, but does not guarantee the accuracy, adequacy or completeness of any information/analysis and will be not responsible for any errors or omissions or for the results obtained from the use of such information/analysis.
8. All the contents for the publication have been culled from various authentic sources and Datanet reasonably believes such sources to be reliable, but does not make any representations, express or implied as to the accuracy or fitness of use of such information. The information or contents of the information/analysis do not constitute advice and should not be relied upon in making (or refraining from making) any decision. Any reliance placed upon the information provided by Datanet is the sole responsibility and strictly at the user's risk.
9. In no event will Datanet be liable for any damages (including, without limitation, damages for loss of business projects, or loss of profits) arising in contract, tort or otherwise from the use of or inability to use any of its contents, or from any action taken (or refrained from being taken) as a result of using the analysis or any of its contents. Datanet its directors, owners, editors, officials, employees, distributor and agents or any associate will not be liable for any errors in the information contained or any consequences arising from the use of the contents of the provided information/analysis.
10. If any provision of these terms and conditions is held invalid or illegal or unenforceable for any reason by any court of competent jurisdiction, such provision shall be severed and the remainder of provisions of the terms and conditions shall continue in full force and effect as if the Term of Use had been executed with the invalid, illegal or unenforceable provision eliminated.
11. If there are any discrepancies in the information provided, please bring it to attention of Datanet for suitable rectification measures.

Buy Online This Complete Book At
Datanet India eBooks Store

www.indiastatpublications.com

or go directly at

[http://www.indiastatpublications.com/
Assembly_factbook/Telangana/Peddapalle/ Peddapalle](http://www.indiastatpublications.com/Assembly_factbook/Telangana/Peddapalle/)



i indiastat**elections**

ISBN : 978-93-5293-125-5

