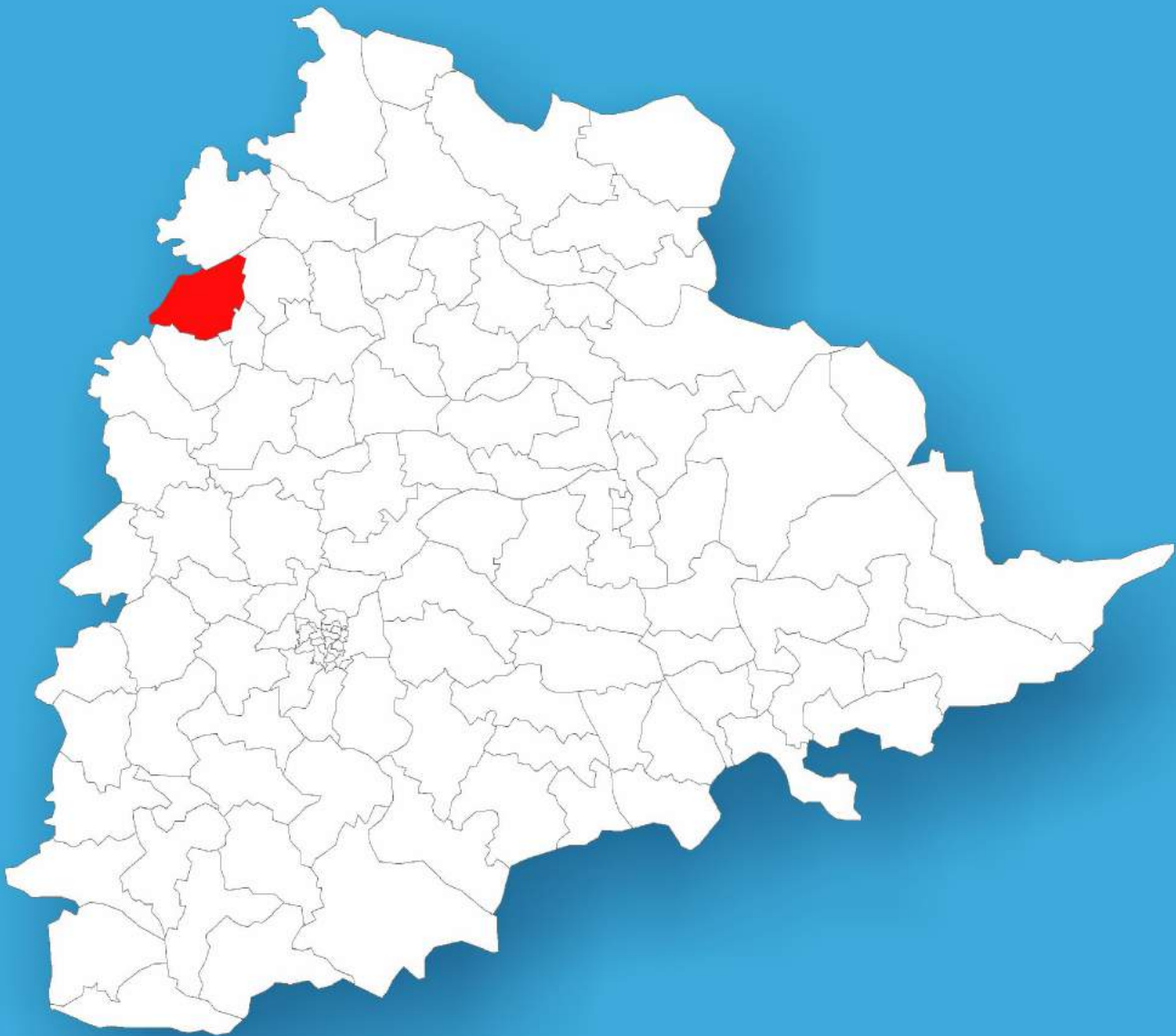




Telangana

Assembly Factbook™

Bodhan Assembly Constituency



Key Electoral Data of Bodhan
Assembly Constituency (Vidhan Sabha)

Telangana

Assembly Factbook™

Bodhan Assembly Constituency



Bodhan Vidhan Sabha

Editor & Director

Dr. R.K. Thukral

Research Editor

Dr. Shafeeq Rahman

Compiled, Researched and Published by Datanet India Pvt. Ltd.

D-100, 1st Floor,

Okhla Industrial Area, Phase-I,
New Delhi- 110020.

Ph.: 91-11- 43580781-84

Email : support@indiastatpublications.com

Website : www.indiastatelections.com

Online Book Store :

www.indiastatpublications.com

Report No. : AFB/TS-012-0123

ISBN : 978-93-5293-058-6

First Edition : January, 2018

Sixth Updated Edition : January, 2023

Price : Rs. 11500/-

US\$ 310

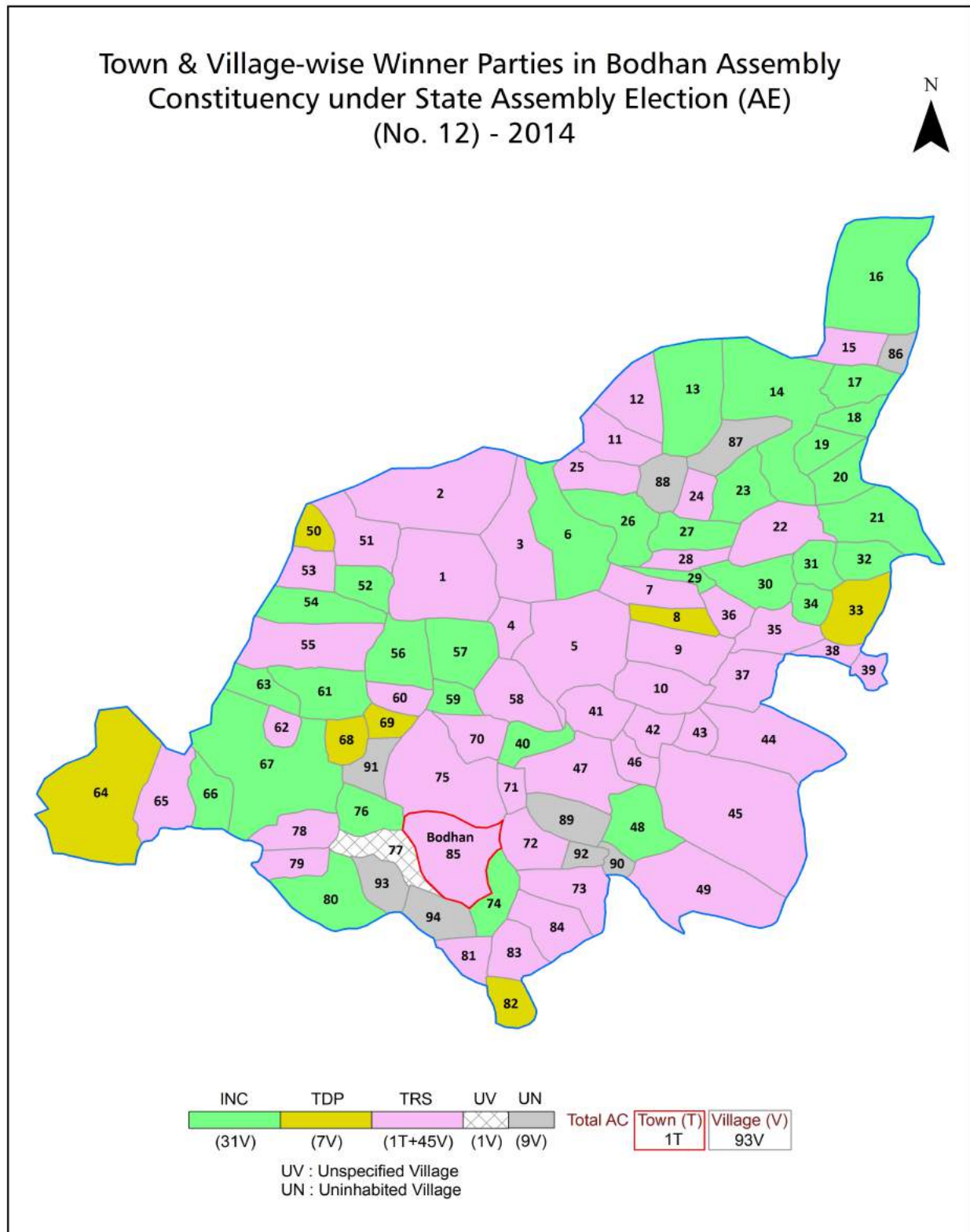
© Datanet India Pvt. Ltd.

All rights reserved. No part of this book may be reproduced, stored in a retrieval system or transmitted in any form or by any means, mechanical photocopying, photographing, scanning, recording or otherwise without the prior written permission of the publisher. Please refer to Disclaimer at page no. 218 for the use of this publication.

Printed in India

No.	Particulars	Page No.
	Introduction	
1	Assembly Constituency - (Vidhan Sabha) at a Glance Features of Assembly as per Delimitation Commission of India (2008)	1-2
	Location and Political Maps	
2	Location Map Boundaries of Assembly Constituency - (Vidhan Sabha) in District Boundaries of Assembly Constituency under Parliamentary Constituency - (Lok Sabha) Town & Village-wise Winner Parties- 2019-PE, 2018-AE, 2014-PE, 2014-AE, 2009-PE and 2009-AE	3-11
	Administrative Setup (2011)	
3	District Sub-district Towns Villages Inhabited Villages Uninhabited Villages Village Panchayat Intermediate Panchayat	12-16
	Demographics (2011)	
4	Population Households Rural/Urban Population Towns and Villages by Population Size Sex Ratio (Total & 0-6 Years) Religious Population Social Population Literacy Rate	17-18
	Electoral Features	
5	Important Dates of Last Elections Held Electors by Gender Service Electors Voters Voters Turnout Polling Stations & Average Number of Electors per Polling Station Electors by Age Group Present Elected Representatives	19-24
	Historical Summary Election Results	
6	Vote Share of Major Parties Winning Margin (Number & Percentage) Polarity of Parties Summary Result of Assembly Segment of Parliamentary Election 2019, 2014, 2009, 2004 and 1999 Summary Result of Assembly Elections 2018, 2014, 2009, 2004, 1999, 1994, 1989, 1985, 1983, 1978, 1972, 1967, 1962 and 1957	25-52
	Polling Station Level Election Results	
7	Name and Number of Polling Station 2019-PE, 2018-AE, 2014-PE, 2014-AE, 2009-PE and 2009-AE Polling Station-wise Electors, Voters & Voters Turnout 2019-PE, 2018-AE, 2014-PE, 2014-AE, 2009-PE and 2009-AE Polling Station wise Elections Results 2019-PE, 2018-AE, 2014-PE, 2014-AE, 2009-PE and 2009-AE	53-198
	Share of Assembly Constituency	
8	Share of Assembly Constituency - (Vidhan Sabha) in State, District and Parliamentary Constituency - (Lok Sabha)	199
	Socio-Economic Amenities (2011)	
9	Access to Administrative Units Agricultural, Manufacturing and Industrial Commodities Demographic Indicators Education Health & Manpower Drinking Water Supply Sanitation Entertainment and Recreations Infrastructure Power Food Allocation Distribution and Marketing of Agriculture Commodities Infrastructure Transport and Road Infrastructure Communication Banking and Financial Services Land Use Irrigation Source	201-215
10	Abbreviation & Sources	216-217
11	Disclaimer	218

Location & Political Map



Administrative Setup

List of Village Panchayat & Intermediate Panchayat (Block) Name - 2011

Village Name	Village Panchayat Name	Intermediate Panchayat Name
Abbapur (B)	Abbapur (B)	Navipet
Abbapur (M)	Abbapur (M)	Navipet
Abhangapatnam	Abhangapatnam	Navipet
Achampalle (R)	Achampalle	Bodhan
Alzapur	Yamcha	Navipet
Ambam	Ambam	Yedpalle
Amdapur	Amdapur	Bodhan
Ananthagiri	Ananthagiri	Navipet
Bardipur	Bardipur	Bodhan
Bhagepalle	Bhagepalle	Ranjal
Bhandarpalle	Jadijamalpur	Bodhan
Bhavanipet	Saloor	Bodhan
Bhiknalli	Khandgaon	Bodhan
Binola	Binola	Navipet
Bodhan (R)	Bodhan	Bodhan
Boregaon	Boregaon	Ranjal
Brahammanpalle	Brahammanpalle	Yedpalle
Dharmaram	Ananthagiri	Navipet
Dharyapur	Navipet	Navipet
Dupalle	Dupalle	Ranjal
Erajpalle	Erajpalle	Bodhan
Fathenagar	Fathenagar	Navipet
Fathepur	Saloor	Bodhan
Hangarga	Hangarga	Bodhan
Hunsa	Hunsa	Bodhan
Jadijamalpur	Jadijamalpur	Bodhan
Jaithapur	Jaithapur	Yedpalle
Jamlam	Jamlam	Yedpalle
Jankampet	Jankampet	Yedpalle

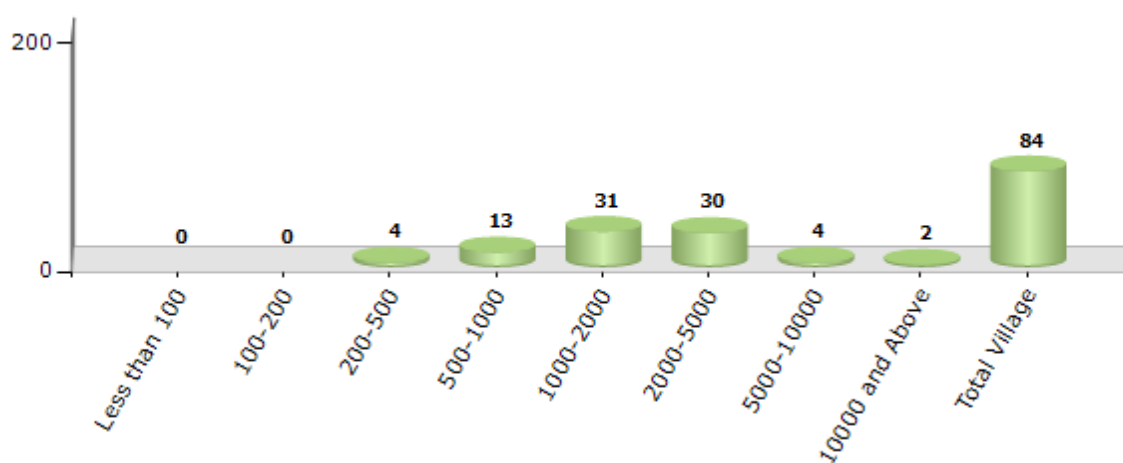
Contd....

Demographics

Number of Villages by Population Size - 2011

Less than 100	100-200	200-500	500-1000	1000-2000	2000-5000	5000-10000	10000 and Above	Total Village
0	0	4	13	31	30	4	2	84

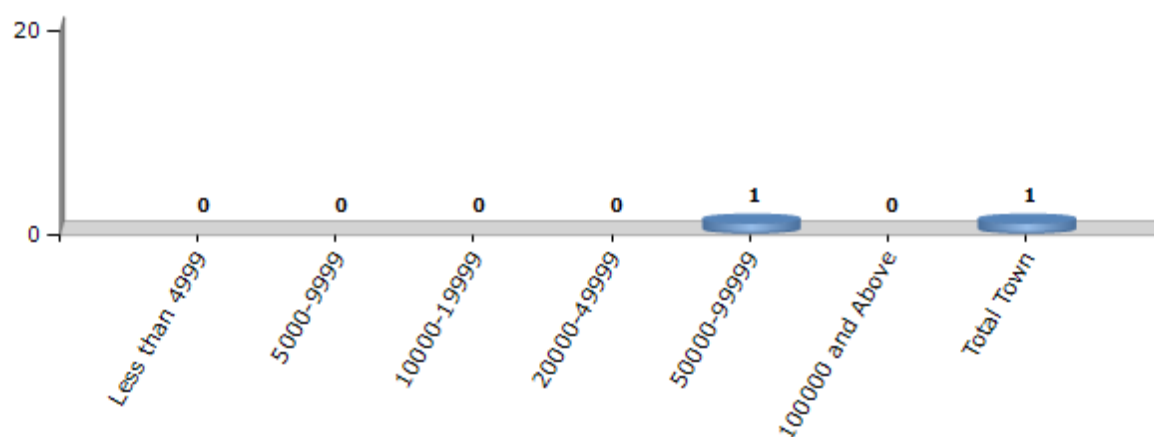
Number of Villages by Population Size - 2011



Number of Towns by Population Size - 2011

Less than 4999	5000-9999	10000-19999	20000-49999	50000-99999	100000 and Above	Total Town
0	0	0	0	1	0	1

Number of Towns by Population Size - 2011

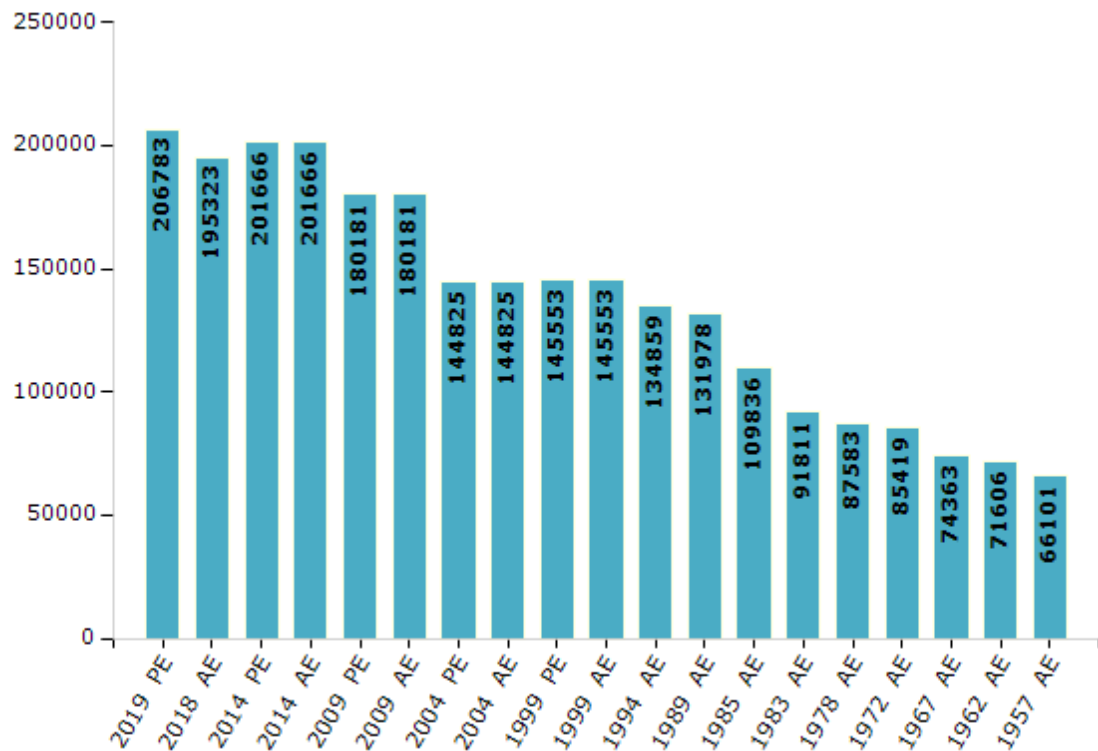


Electoral Features

Electors by Male & Female

Year	Male	Female	Others	Total	Year	Male	Female	Others	Total
2019 PE	99566	107215	2	206783	1994 AE	65671	69188	-	134859
2018 AE	94787	100525	11	195323	1989 AE	64635	67343	-	131978
2014 PE	98284	103366	16	201666	1985 AE	53806	56030	-	109836
2014 AE	98284	103366	16	201666	1983 AE	44636	47175	-	91811
2009 PE	86304	93877	-	180181	1978 AE	42728	44855	-	87583
2009 AE	86304	93877	-	180181	1972 AE	41404	44015	-	85419
2004 PE	70401	74424	-	144825	1967 AE	-	-	-	74363
2004 AE	70401	74424	-	144825	1962 AE	-	-	-	71606
1999 PE	69866	75687	-	145553	1957 AE	-	-	-	66101
1999 AE	69866	75687	-	145553	1955 AE	-	-	-	-

Number of Electors

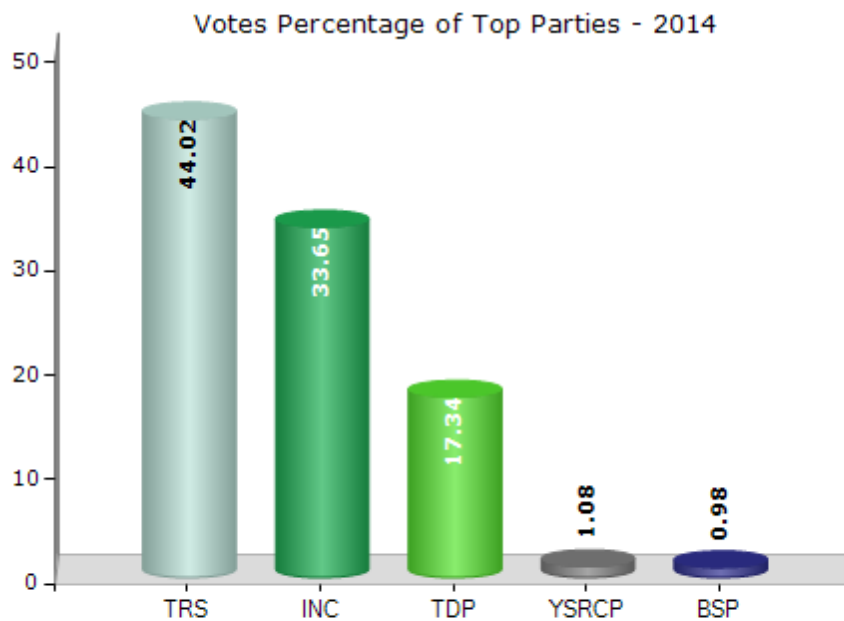


Note : AE : Assembly Election, PE : Assembly Segment of Parliamentary Election

Historical Summary Election Results

Summary Result of Assembly Election - 2014

Candidate Name	Party	Votes	Votes %
Shakil	TRS	67427	44.02
Sudarshan Reddy Podduturi	INC	51543	33.65
Medapati Prakash Reddy	TDP	26558	17.34
Katpally Sudeep Reddy	YSRCP	1656	1.08
Silumula Ganesh	BSP	1497	0.98
Paniganti Rajithavani	PPOI	1058	0.69
Satyanarayana	IND	641	0.42
Wajhiullah Khan M.D.	BCUF	400	0.26
Amarnath Babu. M	IND	392	0.26
Balashowri Bellamkonda	AAP	310	0.2
Yarlagadda Saibaba	RSP	289	0.19
	NOTA	1397	0.91



Polling Station Level Election Results

Number and Name of Polling Stations (PS) (2018 AE)

Number of Polling Stations	Name of Polling Stations	Number of Polling Stations	Name of Polling Stations
1	Mpups, Kandgaon,Khandgaon	22	Mandal Parishad Primary School, Saloora,Saloora
2	Mandal Parishad Primary School, Bhiknelly,Bhiknelly	23	Zilla Parishad High School Saloora,Saloora
3	Mandal Parishad Primary School Siddapoor Kd,Siddapoor (Kd)	24	Zilla Parishad High School Saloora,Saloora
4	Mandal Parishad Upper Primary School Kopperaga,Kopperga	25	Mandal Parishad Upper Primary School, Fathepoor,Fathepoor
5	Mandal Parishad Primary School Hangaraga Y,Hangarga Y	26	Mandal Parishad Upper Primary School Saloora Camp,Saloora Camp
6	Zilla Parishad High School,Kaldurki,Kaldurki	27	Mandal Parishad Upper Primary School Tagelli,Thaggelly
7	Mandal Parishad Primary School, Kaldurki,Kaldurki	28	Mandal Prishad Primary School Naganpalli,Naganpalli
8	Mpps Kaldurki 3Rd Class Room,Kaldurki	29	Mandal Parishad Primary School Jadi Jamalpoor,Jadi Jamalpoor
9	Mandal Parishad Primary School Rampoor,Rampoor	30	Mandal Parishad Primary School Jadi Jamalpoor,Jadi Jamalpoor
10	Mandal Parishad Upper Primary School Hunsa,Hunsa	31	Mandal Parishad Uppe Primary School Chinna Mavandi,Mavandi Kurdu
11	Mandal Parishad Upper Primary School U/M Hunsa,Hunsa	32	Mandal Parishad Primary School Pedda Mavandi, Mavandi Kalan
12	Mandal Parishad Upper Primary School Hunsa,Hunsa	33	Mandal Parishad Primary School, Bandarpally,Bandarpally
13	Mandal Parishad Upper Primary School Khajapoor,Khajapoor	34	Zilla Parishad High School Pedda Penta 5Th, Penta Kalan
14	Mandal Parishad Upper Primary School Mandarna,Mandarna	35	Mandal Parishad Primary School Kumanpalli,Kumanpalli
15	Mandal Parishad Upper Primary School Mandarna,Mandarna	36	Gram Panchayat Office Kumanpalli,Kumanpalli
16	Zilla Parishad High School, Pegadapalli,Pegadapalli	37	Grama Panchayat Office, Kopparthi Camp,Kopparthi Camp
17	Zphs Pegdapalli,Pegdapalli	38	Mandal Parishad Primary Sachoolsalampad East,Salampad
18	Grama Mahila Samakhya Bhavan, Pegadapalli,Pegadapalli	39	Mandal Parishad Primary School Salampad West,Salampad
19	Mandal Parishad Primary School Bardipoor,Bardipoor	40	Mandal Parishad Primary School Chinna Kurdu,Penta Kurdu
20	Gram Panchayat Office,Langadpoor	41	Zphs , Penta Kurdh, West,Penta Kurdu
21	Mandal Parishad Primary School, Saloora,Saloora	42	Zilla Parishad High School Penta Kurdu,Penta Kurdu

Contd....

Polling Station Level Election Results

Polling Station-wise Votes Secured by Overall Top Five Parties in Bodhan Assembly in Assembly Election (AE) under Nizamabad Parliamentary Constituency in Telangana (2018)

Number of Polling Station	Winner - Shakil Aamir Mohammed (TRS)	Runner-up - Sudarshan Reddy Podduturi (INC)	3rd - Aljapur Srinivas (BJP)	4th - Gopi Kishan (SHS)	5th - Singade Pandu (BSP)	NOTA	Other	Total Votes Secured
36	325	200	23	14	7	0	10	579
37	121	155	3	1	0	0	3	283
38	400	482	8	5	4	6	5	910
39	362	407	14	14	4	3	9	813
40	581	266	15	12	13	10	20	917
41	243	587	13	13	6	1	3	866
42	61	210	4	1	1	0	2	279
43	198	265	5	4	2	2	9	485
44	312	570	13	14	4	14	11	938
45	179	380	13	14	3	0	7	596
46	416	370	29	28	14	5	21	883
47	286	184	14	4	6	2	7	503
48	305	122	9	3	4	6	10	459
49	349	330	16	4	5	12	16	732
50	389	376	20	7	8	7	14	821
51	357	286	11	5	10	2	11	682
52	345	321	26	32	10	4	11	749
53	298	219	46	66	4	14	21	668
54	203	181	14	37	7	10	14	466
55	292	292	17	46	7	28	26	708
56	498	314	14	14	7	14	30	891
57	180	160	12	10	9	3	8	382
58	240	266	6	17	4	8	18	559
59	443	297	20	17	6	24	23	830
60	356	344	14	12	10	24	20	780
61	267	364	5	4	2	5	12	659
62	102	224	2	5	4	1	1	339
63	634	259	13	16	3	3	15	943
64	695	110	3	4	2	7	16	837
65	666	92	4	2	0	3	13	780
66	654	106	4	1	4	2	3	774
67	643	170	7	5	2	4	10	841
68	451	78	5	10	0	1	4	549
69	508	236	15	18	5	11	8	801
70	339	378	32	15	5	7	11	787

Contd....

Polling Station Level Election Results

Winner, Runner-up and 3rd Party Position & Winning Margin According to Polling Stations in Bodhan Assembly in Assembly Election (AE) under Nizamabad Parliamentary Constituency in Telangana (2018)

Polling Station Number	Winner Party	Winner Votes (%)	Runner-up Party	Runner-up Votes (%)	Winning Margin Votes (%)	Third Party	Third Party Votes (%)	Other Votes (%)
71	INC	246 (46.77)	TRS	244 (46.39)	2 (0.38)	BJP	19 (3.61)	17 (3.23)
72	INC	612 (62.13)	TRS	297 (30.15)	315 (31.98)	BJP	31 (3.15)	45 (4.57)
73	TRS	590 (65.34)	INC	244 (27.02)	346 (38.32)	BJP	23 (2.55)	46 (5.09)
74	INC	428 (52.64)	TRS	289 (35.55)	139 (17.09)	BJP	48 (5.9)	48 (5.9)
75	TRS	445 (50.45)	INC	398 (45.12)	47 (5.33)	BJP	11 (1.25)	28 (3.17)
76	INC	340 (71.43)	TRS	105 (22.06)	235 (49.37)	BJP	18 (3.78)	13 (2.73)
77	TRS	338 (47.94)	INC	318 (45.11)	20 (2.83)	BJP	31 (4.4)	18 (2.55)
78	TRS	268 (56.78)	INC	174 (36.86)	94 (19.92)	BJP	15 (3.18)	15 (3.18)
79	TRS	388 (51.87)	INC	276 (36.9)	112 (14.97)	BJP	65 (8.69)	19 (2.54)
80	TRS	271 (55.19)	INC	176 (35.85)	95 (19.34)	BJP	30 (6.11)	14 (2.85)
81	TRS	154 (52.38)	INC	111 (37.76)	43 (14.62)	BJP	20 (6.8)	9 (3.06)
82	TRS	420 (77.06)	INC	102 (18.72)	318 (58.34)	BJP	12 (2.2)	11 (2.02)
83	INC	159 (54.45)	TRS	92 (31.51)	67 (22.94)	BJP	22 (7.53)	19 (6.51)
84	INC	206 (55.68)	TRS	131 (35.41)	75 (20.27)	BJP	20 (5.41)	13 (3.51)
85	INC	165 (61.8)	TRS	78 (29.21)	87 (32.59)	BJP	13 (4.87)	11 (4.12)
86	TRS	408 (57.22)	INC	260 (36.47)	148 (20.75)	BJP	23 (3.23)	22 (3.09)
87	TRS	557 (66.07)	INC	230 (27.28)	327 (38.79)	BJP	23 (2.73)	33 (3.91)
88	TRS	492 (47.67)	INC	472 (45.74)	20 (1.93)	SHS	23 (2.23)	45 (4.36)
89	TRS	424 (63.57)	INC	200 (29.99)	224 (33.58)	BJP	17 (2.55)	26 (3.9)
90	TRS	535 (61)	INC	282 (32.16)	253 (28.84)	SHS	22 (2.51)	38 (4.33)
91	TRS	319 (60.76)	SHS	107 (20.38)	212 (40.38)	INC	81 (15.43)	18 (3.43)
92	TRS	504 (69.81)	INC	101 (13.99)	403 (55.82)	SHS	79 (10.94)	38 (5.26)
93	TRS	417 (70.32)	INC	125 (21.08)	292 (49.24)	SHS	23 (3.88)	28 (4.72)
94	INC	341 (41.28)	TRS	338 (40.92)	3 (0.36)	SHS	73 (8.84)	74 (8.96)
95	INC	207 (42.24)	TRS	196 (40)	11 (2.24)	SHS	49 (10)	38 (7.76)
96	TRS	475 (46.48)	INC	400 (39.14)	75 (7.34)	BJP	64 (6.26)	83 (8.12)
97	INC	519 (55.57)	TRS	301 (32.23)	218 (23.34)	BJP	44 (4.71)	70 (7.49)
98	TRS	392 (46.12)	INC	374 (44)	18 (2.12)	BJP	47 (5.53)	37 (4.35)
99	TRS	446 (49.28)	INC	341 (37.68)	105 (11.6)	SHS	53 (5.86)	65 (7.18)
100	TRS	634 (73.21)	INC	162 (18.71)	472 (54.5)	BJP	30 (3.46)	40 (4.62)
101	TRS	493 (63.37)	INC	212 (27.25)	281 (36.12)	BJP	39 (5.01)	34 (4.37)
102	INC	341 (45.41)	TRS	316 (42.08)	25 (3.33)	BJP	28 (3.73)	66 (8.79)
103	TRS	361 (58.13)	INC	167 (26.89)	194 (31.24)	BJP	57 (9.18)	36 (5.8)
104	TRS	330 (71.27)	INC	88 (19.01)	242 (52.26)	SHS	24 (5.18)	21 (4.54)
105	TRS	749 (89.17)	INC	67 (7.98)	682 (81.19)	BJP	9 (1.07)	15 (1.79)

Contd....

Socio-Economic Amenities - Rural

Access to Education Facilities

Particulars	Number of Villages (% of Population)				
	Available	Not Available	If Not Available (Distance of Nearest Facility)		
			A	B	C
Govt. Primary School	83 (100)	1 (0)	1 (0)	0 (0)	0 (0)
Private Primary School	17 (41)	67 (59)	0 (0)	0 (0)	0 (0)
Govt. Middle School	49 (80)	35 (20)	30 (18)	5 (2)	0 (0)
Private Middle School	7 (24)	77 (76)	0 (0)	0 (0)	0 (0)
Govt. Secondary School	26 (56)	58 (44)	33 (25)	22 (15)	1 (1)
Private Secondary School	8 (27)	76 (73)	0 (0)	0 (0)	0 (0)
Govt. Senior Secondary School	0 (0)	84 (100)	3 (3)	25 (35)	19 (19)
Private Senior Secondary School	2 (9)	82 (91)	10 (11)	18 (17)	7 (6)
Govt. Arts and Science Degree College	0 (0)	84 (100)	3 (3)	26 (36)	55 (61)
Private Arts and Science Degree College	0 (0)	84 (100)	0 (0)	0 (0)	0 (0)
Govt. Engineering College	0 (0)	84 (100)	0 (0)	0 (0)	0 (0)
Private Engineering College	1 (1)	83 (99)	2 (2)	22 (26)	59 (70)
Govt. Medicine College	0 (0)	84 (100)	0 (0)	0 (0)	84 (100)
Private Medicine College	0 (0)	84 (100)	0 (0)	0 (0)	0 (0)
Govt. Management Institute	0 (0)	84 (100)	0 (0)	0 (0)	0 (0)
Private Management Institute	0 (0)	84 (100)	3 (3)	22 (31)	59 (66)
Govt. Polytechnic	0 (0)	84 (100)	0 (0)	2 (6)	82 (94)
Private Polytechnic	0 (0)	84 (100)	0 (0)	0 (0)	0 (0)
Govt. Vocational Training School/ITI	0 (0)	84 (100)	3 (3)	26 (36)	55 (61)
Private Vocational Training School/ITI	0 (0)	84 (100)	0 (0)	0 (0)	0 (0)
Govt. Non Formal Training Centre	0 (0)	84 (100)	0 (0)	2 (6)	82 (94)
Private Non Formal Training Centre	0 (0)	84 (100)	0 (0)	0 (0)	0 (0)
Govt. School For Disabled	0 (0)	84 (100)	1 (5)	1 (1)	82 (94)
Private School For Disabled	0 (0)	84 (100)	0 (0)	0 (0)	0 (0)
Government Others	0 (0)	84 (100)	0 (0)	0 (0)	0 (0)
Private Others	0 (0)	84 (100)	0 (0)	0 (0)	0 (0)

Note : Distance A : Less than 5 km; B : Between 5-10 km; C : 10+ km.; Source : Data Analysis is based on 2011 Census.

DISCLAIMER

The Terms of Use and Disclaimer of Datanet India Private Limited (hereinafter referred to as "Datanet") for use of this analysis report of **Bodhan Assembly Constituency (Bodhan Vidhan Sabha)** :-

1. **Assembly Factbook™** is a Registered Trade Mark owned by Datanet.
2. All the maps are sketched and graphical representation only and have not been drawn to the scale and also not to represent the actual geographical area or boundary of the unit.
3. The data for the aforesaid analysis is based on authentic sources and has been culled from the various publications of Census, CSO and NSSO for district and block level data, various central and state government departments, Central & State Elections Commissions and the concerned Returning Officers' releases, Electoral Rolls, Election results and allied publications, internal assessment, surveys, estimates and analysis. Therefore, certain adjustment of data at micro level may have been done to arrive closer to the macro data.
4. Data have been provided on an "As Is" and "As AVAILABLE" basis
5. The colours shown in the maps or diagram and charts of a particular party, alliance or AC are indicative and do not represent them.
6. This publication which includes maps, sheets, graphs and data would be the property under copyright of Datanet only. The user may use these for its internal study, analysis and research purposes. It's public display, re-selling or any commercial uses by the user are not allowed.
7. Datanet has taken due care and caution in compilation and processing of data and allied information, but does not guarantee the accuracy, adequacy or completeness of any information/analysis and will be not responsible for any errors or omissions or for the results obtained from the use of such information/analysis.
8. All the contents for the publication have been culled from various authentic sources and Datanet reasonably believes such sources to be reliable, but does not make any representations, express or implied as to the accuracy or fitness of use of such information. The information or contents of the information/analysis do not constitute advice and should not be relied upon in making (or refraining from making) any decision. Any reliance placed upon the information provided by Datanet is the sole responsibility and strictly at the user's risk.
9. In no event will Datanet be liable for any damages (including, without limitation, damages for loss of business projects, or loss of profits) arising in contract, tort or otherwise from the use of or inability to use any of its contents, or from any action taken (or refrained from being taken) as a result of using the analysis or any of its contents. Datanet its directors, owners, editors, officials, employees, distributor and agents or any associate will not be liable for any errors in the information contained or any consequences arising from the use of the contents of the provided information/analysis.
10. If any provision of these terms and conditions is held invalid or illegal or unenforceable for any reason by any court of competent jurisdiction, such provision shall be severed and the remainder of provisions of the terms and conditions shall continue in full force and effect as if the Term of Use had been executed with the invalid, illegal or unenforceable provision eliminated.
11. If there are any discrepancies in the information provided, please bring it to attention of Datanet for suitable rectification measures.

Buy Online This Complete Book At
Datanet India eBooks Store

www.indiastatpublications.com

or go directly at

[http://www.indiastatpublications.com/
Assembly_factbook/Telangana/Nizamabad/ Bodhan](http://www.indiastatpublications.com/Assembly_factbook/Telangana/Nizamabad/Bodhan)

 **indiastat**elections

ISBN : 978-93-5293-058-6

