



Rajasthan

Assembly Factbook™

Malviya Nagar Assembly Constituency



Key Electoral Data of Malviya Nagar
Assembly Constituency (Vidhan Sabha)

Rajasthan

Assembly Factbook™

Malviya Nagar Assembly Constituency



Malviya Nagar Vidhan Sabha

Editor & Director

Dr. R.K. Thukral

Research Editor

Dr. Shafeeq Rahman

Compiled, Researched and Published by Datanet India Pvt. Ltd.

D-100, 1st Floor,

Okhla Industrial Area, Phase-I,
New Delhi- 110020.

Ph.: 91-11- 43580781-84

Email : support@indiastatpublications.com

Website : www.indiastatelections.com

Online Book Store :

www.indiastatpublications.com

Report No. : AFB/RJ-054-0125

ISBN : 978-93-87293-31-1

First Edition : January, 2018

Eighth Updated Edition : January, 2025

Price : Rs. 11500/-

US\$ 310

© Datanet India Pvt. Ltd.

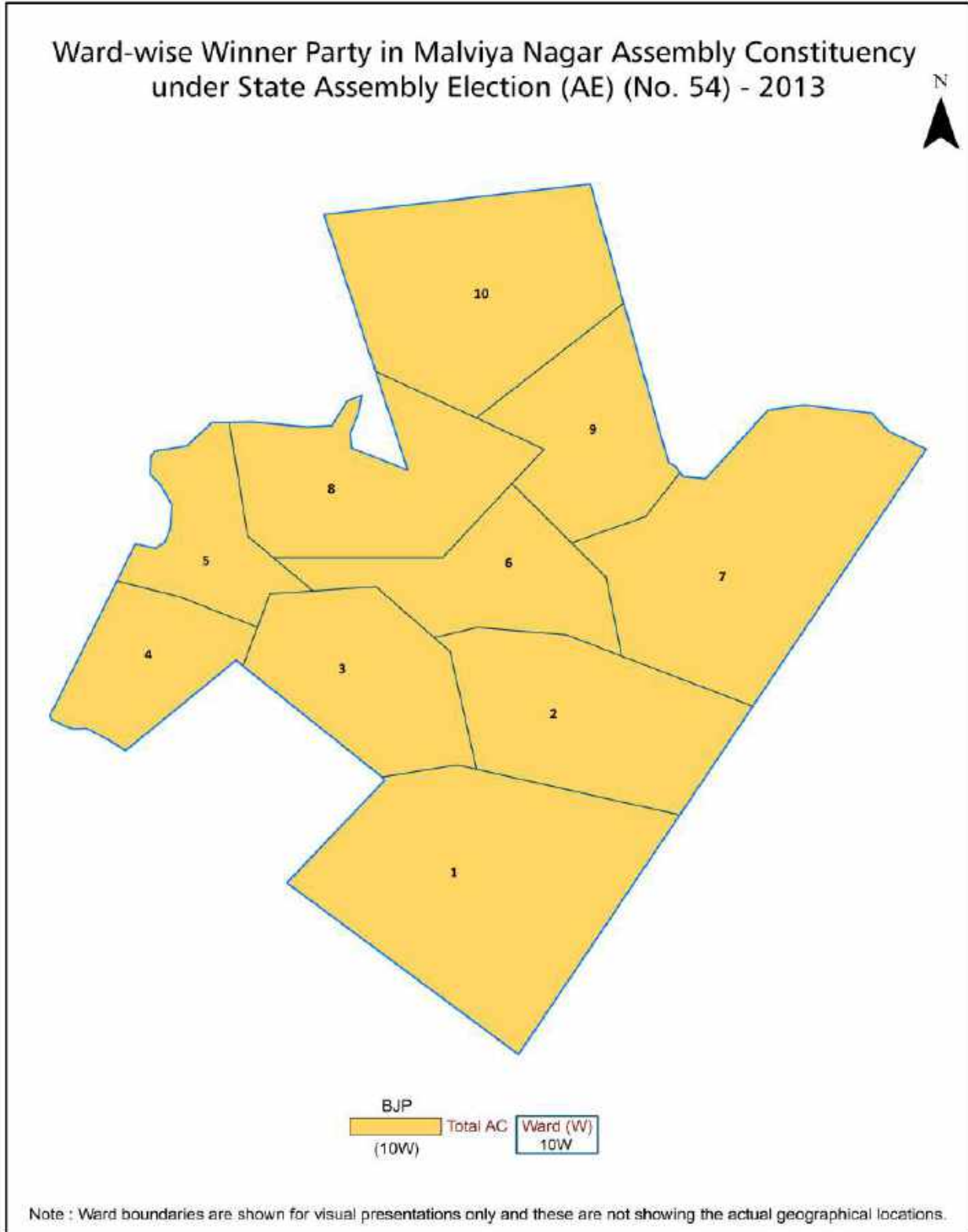
All rights reserved. No part of this book may be reproduced, stored in a retrieval system or transmitted in any form or by any means, mechanical photocopying, photographing, scanning, recording or otherwise without the prior written permission of the publisher. Please refer to Disclaimer at page no. 158 for the use of this publication.

Printed in India

Contents

No.	Particulars	Page No.
	Introduction	
1	Assembly Constituency - (Vidhan Sabha) at a Glance Features of Assembly as per Delimitation Commission of India (2008)	1-2
	Location and Political Maps	
2	Location Map Boundaries of Assembly Constituency - (Vidhan Sabha) in District Boundaries of Assembly Constituency under Parliamentary Constituency - (Lok Sabha) Ward-wise Winner Parties- 2024, 2023, 2019, 2018, 2014, 2013, 2009 and 2008	3-11
	Administrative Setup (2011)	
3	District Sub-district Towns Villages Inhabited Villages Uninhabited Villages Village Panchayat Intermediate Panchayat	12
	Demographics (2011)	
4	Population Households Rural/Urban Population Ward by Population Size Sex Ratio (Total & 0-6 Years) Religious Population Social Population Literacy Rate	13-14
	Electoral Features	
5	Important Dates of Last Elections Held Electors by Gender Service Electors Voters Voters Turnout Polling Stations & Average Number of Electors per Polling Station Electors by Age Group Present Elected Representatives	15-20
	Historical Summary Election Results	
6	Vote Share of Major Parties Winning Margin (Number & Percentage) Polarity of Parties Summary Result of Assembly Segment of Parliamentary Elections 2024, 2019, 2014 and 2009 Summary Result of Assembly Elections 2023, 2018, 2013 and 2008	21-30
	Polling Station Level Election Results	
7	Name and Number of Polling Station 2024, 2023, 2019, 2018, 2014, 2013, 2009 and 2008 Polling Station-wise Electors, Voters & Voters Turnout 2024, 2023, 2019, 2018, 2014, 2013, 2009 and 2008 Polling Station wise Elections Results 2024, 2023, 2019, 2018, 2014, 2013, 2009 and 2008	31-154
	Share of Assembly Constituency	
8	Share of Assembly Constituency - (Vidhan Sabha) in State, District and Parliamentary Constituency - (Lok Sabha)	155
9	Abbreviation & Sources	156-157
10	Disclaimer	158

Location & Political Map

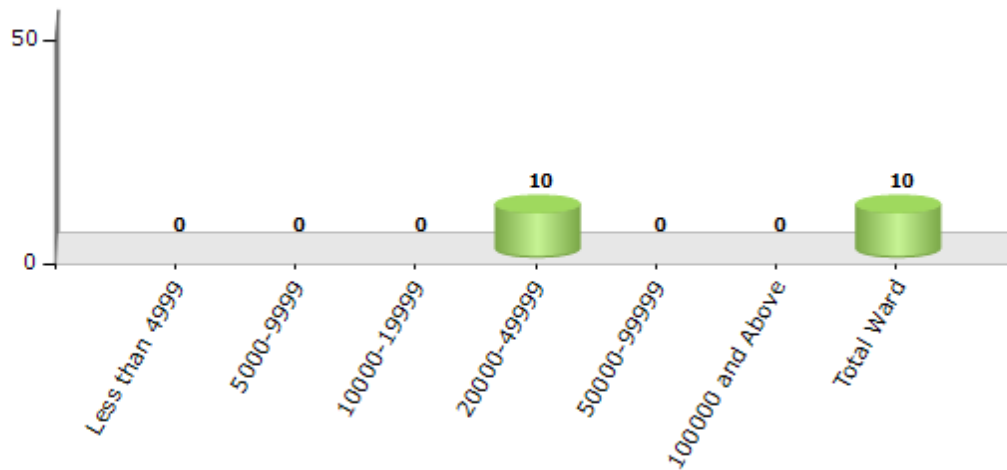


Demographics

Number of Ward by Population Size - 2011

Less than 4999	5000-9999	10000-19999	20000-49999	50000-99999	100000 and Above	Total Ward
0	0	0	10	0	0	10

Number of Ward by Population Size - 2011

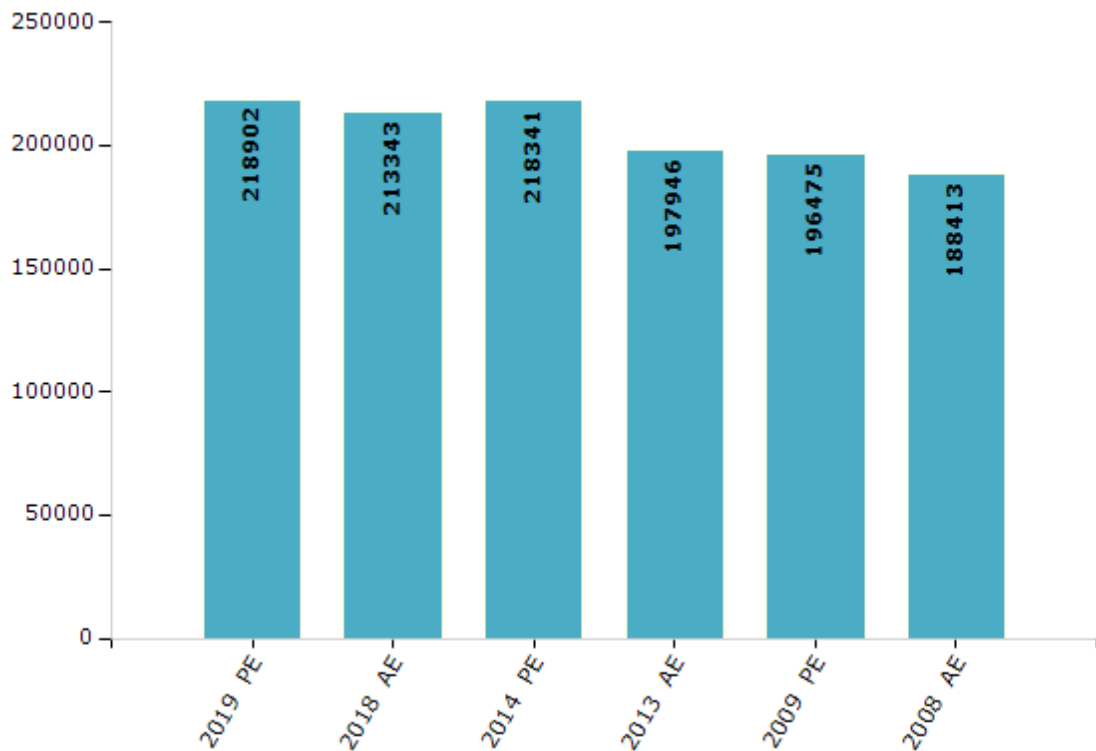


Electoral Features

Electors by Male & Female

Year	Male	Female	Others	Total	Year	Male	Female	Others	Total
2019 PE	112957	105945	0	218902	1993 AE	-	-	-	-
2018 AE	110297	103046	0	213343	1990 AE	-	-	-	-
2014 PE	114511	103830	0	218341	1985 AE	-	-	-	-
2013 AE	104505	93441	0	197946	1980 AE	-	-	-	-
2009 PE	105688	90787	-	196475	1977 AE	-	-	-	-
2008 AE	101651	86762	-	188413	1972 AE	-	-	-	-
2004 PE	-	-	-	-	1967 AE	-	-	-	-
2003 AE	-	-	-	-	1962 AE	-	-	-	-
1999 PE	-	-	-	-	1957 AE	-	-	-	-
1998 AE	-	-	-	-	1952 AE	-	-	-	-

Number of Electors



Note : AE : Assembly Election, PE : Assembly Segment of Parliamentary Election

Historical Summary Election Results

Summary Result of Assembly Election - 2013

Candidate Name	Party	Votes	Votes %
Kalicharan Saraf	BJP	89974	65.02
Dr.Archana Sharma	INC	41256	29.82
P.Trilok Tiwari	JGP	1193	0.86
Dhanraj Kumawat	BSP	1025	0.74
Harish Kumar	IND	1019	0.74
Surya Prakash	IND	294	0.21
Sunder Lal Vidhani	NPEP	231	0.17
Ram Narayan Bairwa	IND	183	0.13
Sameer Bhargava	IND	179	0.13
Pawan Kumar Sharma	IPGP	118	0.09
Meena Jain	BRSP	111	0.08
Bhanwar Lal Sain	IND	103	0.07
Radheshyam Jangam	IND	96	0.07
Premchand Jain Barjatya	IND	88	0.06
Dr.Mukesh Sharma	IND	87	0.06
Vinod Choudhary	RJVP	67	0.05
	NOTA	2348	1.7

Polling Station Level Election Results

Number and Name of Polling Stations (PS) (2018)

Number of Polling Stations	Name of Polling Stations	Number of Polling Stations	Name of Polling Stations
1	Mahatma Jyotirao Phule College, New Sanganer Road, Swaze Farm Room No. 2	22	Mayur School, Nayala House Moti Dungari Road Room No. Class 3A
2	Mahatma Jyotirao Phule College, New Sanganer Road, Swaze Farm Room No. 3	23	Mayur School, Nayala House Moti Dungari Road Room No. Class 2B
3	Mahatma Jyotirao Phule College, New Sanganer Road, Swaze Farm Room No. 4	24	Seth Anandilal Poddar Govt. Dumb & Deaf Sansthan Room No. 5
4	Mahatma Jyotirao Phule College, New Sanganer Road, Swaze Farm Room No. 5	25	Seth Anandilal Poddar Govt. Dumb & Deaf Sansthan Room No. 7
5	Gayatri Public Senior Secondary School Swej Farm Nandpuri G Room No. 1	26	Geeta Bajaj Bal Mandir Senior Secondary School, Govind Marg, Moti Doongari, Room No. 3
6	Gayatri Public Senior Secondary School Swej Farm Nandpuri G Room No. 2	27	Geeta Bajaj Bal Mandir Senior Secondary School, Govind Marg, Moti Doongari, Room No. 7
7	Gayatri Public Senior Secondary School Swej Farm Nandpuri G Room No. 4	28	Vedik Kanya Senior Secondary School Rajapark Room No. 7
8	Govt. Middle School 22-Godown Room No. 9	29	Vedik Kanya Senior Secondary School Rajapark Room No. 10
9	Govt. Middle School 22-Godown Room No. 4	30	Vedik Kanya Senior Secondary School Rajapark Room No. 8
10	Govt. Middle School 22-Godown Room No. 8	31	Vedik Kanya Senior Secondary School Rajapark Room No. 4
11	Govt. Middle School 22-Godown Room No. 11	32	Lal Bahadur Shastri P.G. College Tilak Nagar Room No. 23
12	Govt. Girls Middle School (Naveen) Sahkar Marg Jyoti Nagar Room No. 1	33	Lal Bahadur Shastri P.G. College Tilak Nagar Room No. 8
13	Addl. Chief Engineer Public Health & Engineering Deptt. Jyoti Nagar Assitant Engineer's Room	34	Lal Bahadur Shastri P.G. College Tilak Nagar Room No. 27
14	Addl. Chief Engineer Public Health & Engineering Deptt. Jyoti Nagar Actt. Section Room	35	Rajasthan University Manaviki Bhawan Room No. 110
15	Addl. Chief Engineer Public Health & Engineering Deptt. Jyoti Nagar Sr. A.O. Room	36	Rajasthan University Manaviki Bhawan Room No. 5
16	Executive Engineer Public Health & Engineering Deptt. Revenue Div. South Jyoti Nagar Room No. 3	37	Rajasthan University Manviki Bhawan Room No. 112 - 37
17	Executive Engineer Public Health & Engineering Deptt. Revenue Div. South Jyoti Nagar Room No. 11	38	Samudayik Kendra Uday Marg Tilak Nagr Library Room
18	Shri Mahaveer Digambar Jain Senior Secondary School C-Scheme Room No. 6	39	Samudayik Kendra Uday Marg Tilak Nagar Hall's Left Part
19	Shri Mahaveer Digambar Jain Senior Secondary School C-Scheme Room No. 7	40	Executive Engineer, Under Ground Water Deptt., Jhalana Dungari, Estt. Room
20	Muslim Senior Secondary School Moti Dungri Road Room No. 7	41	Community Centre Jhalana Dungari, Phase Iii Hall's Right Part
21	Muslim Senior Secondary School Moti Dungri Road Room No. 18	42	Govt. Senior Secondary School, Someshwarपुरी Jhalana Room No. 18

Contd....

Polling Station Level Election Results

Polling Station-wise Votes Secured by Overall Top Five Parties in Malviya Nagar Assembly in Assembly Election (AE) under Jaipur Parliamentary Constituency in Rajasthan (2018)

Number of Polling Station	Winner - Kalicharan Saraf (BJP)	Runner-up - Dr. Archana Sharma (INC)	3rd - Dr. Bharat Lal Gupta (AAP)	4th - Saroj Bairwa (BSP)	5th - Dinesh Mittal (IND)	NOTA	Other	Total Votes Secured
36	493	296	3	1	6	10	14	823
37	169	196	0	0	3	12	5	385
38	418	242	6	2	1	16	2	687
39	440	257	8	2	1	27	3	738
40	406	411	1	3	5	2	16	844
41	372	351	0	3	5	1	6	738
42	304	309	0	3	3	11	2	632
43	319	577	0	7	7	3	25	938
44	256	540	12	2	3	3	14	830
45	219	553	9	6	9	5	17	818
46	439	299	6	1	0	6	36	787
47	347	296	6	0	1	7	9	666
48	358	247	9	1	2	11	23	651
49	345	178	3	0	0	7	6	539
50	348	282	10	1	0	13	10	664
51	542	347	9	1	0	23	11	933
52	140	413	5	1	2	9	34	604
53	235	347	8	2	0	21	10	623
54	139	396	2	1	2	7	30	577
55	152	509	3	5	8	3	74	754
56	147	304	9	1	0	26	0	487
57	229	225	2	1	1	12	24	494
58	423	364	6	2	6	18	13	832
59	527	388	12	1	2	16	23	969
60	458	348	21	0	1	11	60	899
61	497	425	3	1	1	17	13	957
62	290	417	1	2	5	7	25	747
63	245	636	0	2	4	3	16	906
64	183	370	3	0	2	6	6	570
65	151	841	3	18	4	6	12	1035
66	496	396	16	3	4	16	20	951
67	480	312	7	2	2	25	15	843
68	237	196	1	0	1	8	4	447
69	282	288	3	3	0	3	3	582
70	465	450	3	1	3	28	10	960

Contd....

Polling Station Level Election Results

Winner, Runner-up and 3rd Party Position & Winning Margin According to Polling Stations in Malviya Nagar Assembly in Assembly Election (AE) under Jaipur Parliamentary Constituency in Rajasthan (2018)

Polling Station Number	Winner Party	Winner Votes (%)	Runner-up Party	Runner-up Votes (%)	Winning Margin Votes (%)	Third Party	Third Party Votes (%)	Other Votes (%)
71	BJP	492 (52.85)	INC	388 (41.68)	104 (11.17)	IND (RKS)	4 (0.43)	47 (5.05)
72	BJP	459 (60.96)	INC	262 (34.79)	197 (26.17)	BVHP	6 (0.8)	26 (3.45)
73	BJP	551 (57.52)	INC	372 (38.83)	179 (18.69)	IND (RKS)	3 (0.31)	32 (3.34)
74	BJP	513 (58.36)	INC	335 (38.11)	178 (20.25)	AAP	3 (0.34)	28 (3.19)
75	BJP	507 (56.02)	INC	357 (39.45)	150 (16.57)	AAP	12 (1.33)	29 (3.2)
76	BJP	525 (56.03)	INC	370 (39.49)	155 (16.54)	AAP	7 (0.75)	35 (3.74)
77	INC	764 (86.82)	BJP	83 (9.43)	681 (77.39)	IND (DM)	12 (1.36)	21 (2.39)
78	BJP	466 (47.94)	INC	464 (47.74)	2 (0.2)	AAP	6 (0.62)	36 (3.7)
79	INC	363 (48.46)	BJP	360 (48.06)	3 (0.4)	AAP	4 (0.53)	22 (2.94)
80	BJP	522 (58.45)	INC	332 (37.18)	190 (21.27)	AAP	8 (0.9)	31 (3.47)
81	BJP	383 (57.77)	INC	246 (37.1)	137 (20.67)	AAP	7 (1.06)	27 (4.07)
82	INC	478 (51.18)	BJP	405 (43.36)	73 (7.82)	AAP	15 (1.61)	36 (3.85)
83	BJP	379 (49.41)	INC	344 (44.85)	35 (4.56)	AAP	10 (1.3)	34 (4.43)
84	BJP	491 (47.86)	INC	475 (46.3)	16 (1.56)	BSP	13 (1.27)	47 (4.58)
85	INC	359 (49.52)	BJP	350 (48.28)	9 (1.24)	AAP	2 (0.28)	14 (1.93)
86	INC	438 (50.23)	BJP	390 (44.72)	48 (5.51)	IND (DM)	11 (1.26)	33 (3.78)
87	INC	413 (55.66)	BJP	303 (40.84)	110 (14.82)	AAP	3 (0.4)	23 (3.1)
88	BJP	486 (48.99)	INC	443 (44.66)	43 (4.33)	IND (ASABJ)	15 (1.51)	48 (4.84)
89	INC	344 (51.11)	BJP	298 (44.28)	46 (6.83)	AAP	6 (0.89)	25 (3.71)
90	BJP	403 (48.03)	INC	380 (45.29)	23 (2.74)	BSP	17 (2.03)	39 (4.65)
91	BJP	320 (48.48)	INC	309 (46.82)	11 (1.66)	AAP	8 (1.21)	23 (3.48)
92	BJP	373 (46.68)	INC	337 (42.18)	36 (4.5)	IND (RKS)	65 (8.14)	24 (3)
93	BJP	453 (49.83)	INC	399 (43.89)	54 (5.94)	IND (RKS)	31 (3.41)	26 (2.86)
94	INC	660 (70.74)	BJP	236 (25.29)	424 (45.45)	BSP	9 (0.96)	28 (3)
95	INC	395 (56.11)	BJP	284 (40.34)	111 (15.77)	BSP	4 (0.57)	21 (2.98)
96	INC	525 (51.17)	BJP	467 (45.52)	58 (5.65)	IND (RKS)	7 (0.68)	27 (2.63)
97	INC	550 (61.87)	BJP	294 (33.07)	256 (28.8)	BSP	12 (1.35)	33 (3.71)
98	BJP	371 (48.62)	INC	351 (46)	20 (2.62)	AAP	7 (0.92)	34 (4.46)
99	INC	571 (77.37)	BJP	141 (19.11)	430 (58.26)	BSP	10 (1.36)	16 (2.17)
100	INC	506 (73.98)	BJP	157 (22.95)	349 (51.03)	BKNP	11 (1.61)	10 (1.46)
101	INC	501 (64.4)	BJP	243 (31.23)	258 (33.17)	AAP	4 (0.51)	30 (3.86)
102	INC	429 (77.72)	BJP	101 (18.3)	328 (59.42)	BKNP	10 (1.81)	12 (2.17)
103	BJP	479 (51.73)	INC	403 (43.52)	76 (8.21)	AAP	4 (0.43)	40 (4.32)
104	BJP	217 (48.87)	INC	214 (48.2)	3 (0.67)	BSP	3 (0.68)	10 (2.25)
105	INC	451 (56.8)	BJP	311 (39.17)	140 (17.63)	AAP	4 (0.5)	28 (3.53)

Contd....

DISCLAIMER

The Terms of Use and Disclaimer of Datanet India Private Limited (hereinafter referred to as "Datanet") for use of this analysis report of **Malviya Nagar Assembly Constituency (Malviya Nagar Vidhan Sabha)** :-

1. **Assembly Factbook™** is a Registered Trade Mark owned by Datanet.
2. All the maps are sketched and graphical representation only and have not been drawn to the scale and also not to represent the actual geographical area or boundary of the unit.
3. The data for the aforesaid analysis is based on authentic sources and has been culled from the various publications of Census, CSO and NSSO for district and block level data, various central and state government departments, Central & State Elections Commissions and the concerned Returning Officers' releases, Electoral Rolls, Election results and allied publications, internal assessment, surveys, estimates and analysis. Therefore, certain adjustment of data at micro level may have been done to arrive closer to the macro data.
4. Data have been provided on an "As Is" and "As AVAILABLE" basis
5. The colours shown in the maps or diagram and charts of a particular party, alliance or AC are indicative and do not represent them.
6. This publication which includes maps, sheets, graphs and data would be the property under copyright of Datanet only. The user may use these for its internal study, analysis and research purposes. It's public display, re-selling or any commercial uses by the user are not allowed.
7. Datanet has taken due care and caution in compilation and processing of data and allied information, but does not guarantee the accuracy, adequacy or completeness of any information/analysis and will be not responsible for any errors or omissions or for the results obtained from the use of such information/analysis.
8. All the contents for the publication have been culled from various authentic sources and Datanet reasonably believes such sources to be reliable, but does not make any representations, express or implied as to the accuracy or fitness of use of such information. The information or contents of the information/analysis do not constitute advice and should not be relied upon in making (or refraining from making) any decision. Any reliance placed upon the information provided by Datanet is the sole responsibility and strictly at the user's risk.
9. In no event will Datanet be liable for any damages (including, without limitation, damages for loss of business projects, or loss of profits) arising in contract, tort or otherwise from the use of or inability to use any of its contents, or from any action taken (or refrained from being taken) as a result of using the analysis or any of its contents. Datanet its directors, owners, editors, officials, employees, distributor and agents or any associate will not be liable for any errors in the information contained or any consequences arising from the use of the contents of the provided information/analysis.
10. If any provision of these terms and conditions is held invalid or illegal or unenforceable for any reason by any court of competent jurisdiction, such provision shall be severed and the remainder of provisions of the terms and conditions shall continue in full force and effect as if the Term of Use had been executed with the invalid, illegal or unenforceable provision eliminated.
11. If there are any discrepancies in the information provided, please bring it to attention of Datanet for suitable rectification measures.

Buy Online This Complete Book At
Datanet India eBooks Store

www.indiastatpublications.com

or go directly at

[http://www.indiastatpublications.com/
Assembly_factbook/Rajasthan/Jaipur/Malviya_Nagar](http://www.indiastatpublications.com/Assembly_factbook/Rajasthan/Jaipur/Malviya_Nagar)

 **india**stat**elections**

ISBN : 978-93-86370-31-1



9 789387 293311