



Punjab

Assembly Factbook™

Ludhiana West Assembly Constituency

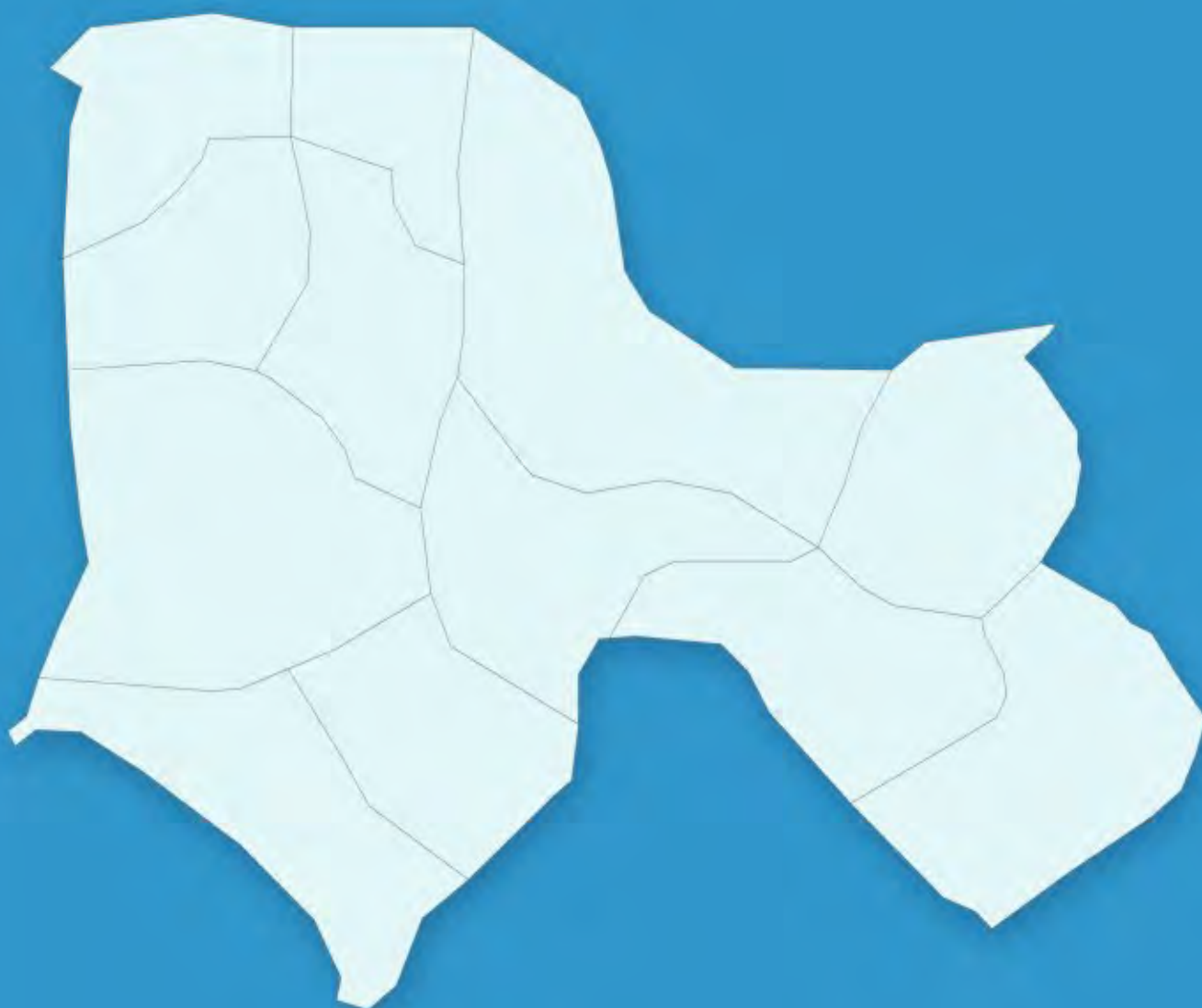


Key Electoral Data of Ludhiana West
Assembly Constituency (Vidhan Sabha)

Punjab

Assembly Factbook™

Ludhiana West Assembly Constituency



Ludhiana West Vidhan Sabha

Editor & Director

Dr. R.K. Thukral

Research Editor

Dr. Shafeeq Rahman

**Compiled, Researched and Published by
Datanet India Pvt. Ltd.**

D-100, 1st Floor,

Okhla Industrial Area, Phase-I,

New Delhi- 110020.

Ph.: 91-11- 43580781-84

Email : support@indiastatpublications.com

Website : www.indiastatelections.com

Online Book Store :

www.indiastatpublications.com

Report No. : AFB/PB-064-0123

ISBN : 978-93-5802-698-6

First Edition : January, 2018

Sixth Updated Edition : January, 2023

Price : Rs.11500/-

US\$ 310

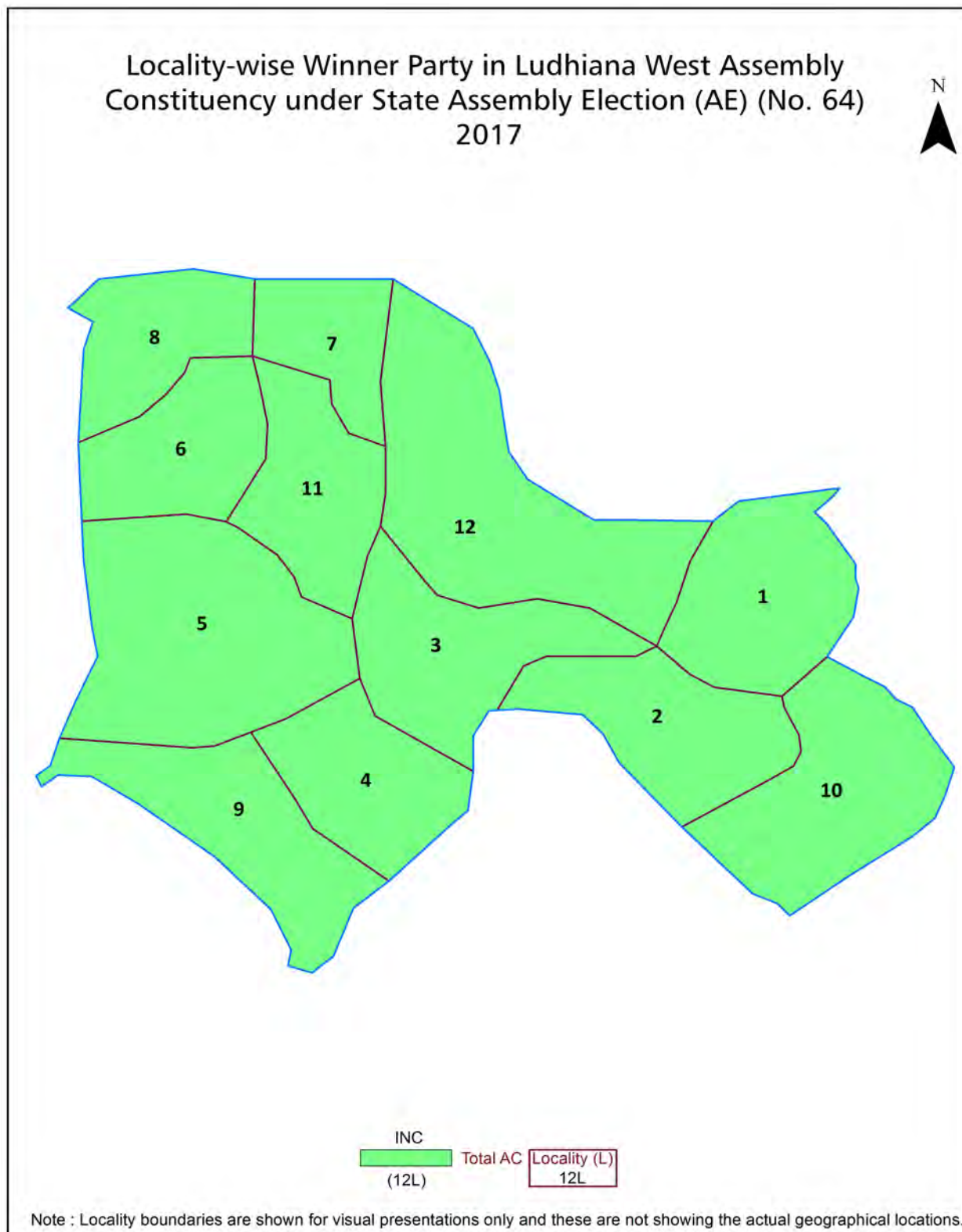
© **Datanet India Pvt. Ltd.**

All rights reserved. No part of this book may be reproduced, stored in a retrieval system or transmitted in any form or by any means, mechanical photocopying, photographing, scanning, recording or otherwise without the prior written permission of the publisher. Please refer to Disclaimer at page no. 160 for the use of this publication.

Printed in India

No.	Particulars	Page No.
	Introduction	
1	Assembly Constituency - (Vidhan Sabha) at a Glance Features of Assembly as per Delimitation Commission of India (2008)	1-2
	Location and Political Maps	
2	Location Map Boundaries of Assembly Constituency - (Vidhan Sabha) in District Boundaries of Assembly Constituency under Parliamentary Constituency - (Lok Sabha) Locality-wise Winner Parties- 2022, 2019, 2017, 2014, 2012 and 2009	3-11
	Administrative Setup (2011)	
3	District Sub-district Towns Villages Inhabited Villages Uninhabited Villages Village Panchayat Intermediate Panchayat	12
	Demographics (2011)	
4	Population Households Rural/Urban Population Sex Ratio (Total & 0-6 Years) Religious Population Social Population Literacy Rate	13
	Electoral Features	
5	Important Dates of Last Elections Held Electors by Gender Service Electors Voters Voters Turnout Polling Stations & Average Number of Electors per Polling Station Electors by Age Group Present Elected Representatives	14-19
	Historical Summary Election Results	
6	Vote Share of Major Parties Winning Margin (Number & Percentage) Polarity of Parties Summary Result of Assembly Segment of Parliamentary Elections 2019, 2014, 2009, 2004 and 1999 Summary Result of Assembly Elections 2022, 2017, 2012, 2007, 2002, 1997, 1992, 1985, 1980 and 1977	20-38
	Polling Station Level Election Results	
7	Name and Number of Polling Station 2022, 2019, 2017, 2014, 2012 and 2009 Polling Station-wise Electors, Voters & Voters Turnout 2022, 2019, 2017, 2014, 2012 and 2009 Polling Station wise Elections Results 2022, 2019, 2017, 2014, 2012 and 2009	39-156
	Share of Assembly Constituency	
8	Share of Assembly Constituency - (Vidhan Sabha) in State, District and Parliamentary Constituency - (Lok Sabha)	157
9	Abbreviation & Sources	158
10	Disclaimer	159

Location & Political Map



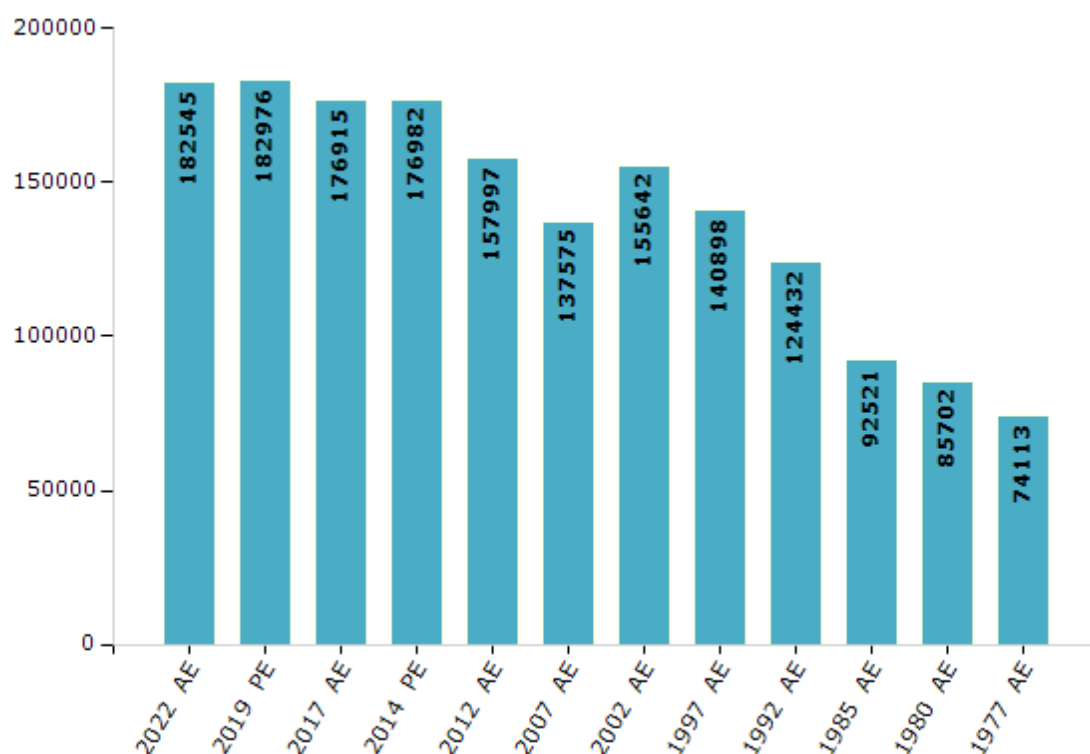
Electoral Features

Electors by Male & Female

Year	Male	Female	Others	Total
2022 AE	94283	88253	9	182545
2019 PE	94941	88026	9	182976
2017 AE	92075	84837	3	176915
2014 PE	91946	85035	1	176982
2012 AE	82206	75791	0	157997
2009 PE	-	-	-	-
2007 AE	71445	66130	-	137575
2004 PE	-	-	-	-
2002 AE	84080	71562	-	155642
1999 PE	-	-	-	-
1997 AE	71965	68933	-	140898

Year	Male	Female	Others	Total
1992 AE	64701	59731	-	124432
1985 AE	50732	41789	-	92521
1980 AE	46268	39434	-	85702
1977 AE	40960	33153	-	74113
1972 AE	-	-	-	-
1969 AE	-	-	-	-
1967 AE	-	-	-	-
1962 AE	-	-	-	-
1957 AE	-	-	-	-
1952 AE	-	-	-	-

Number of Electors



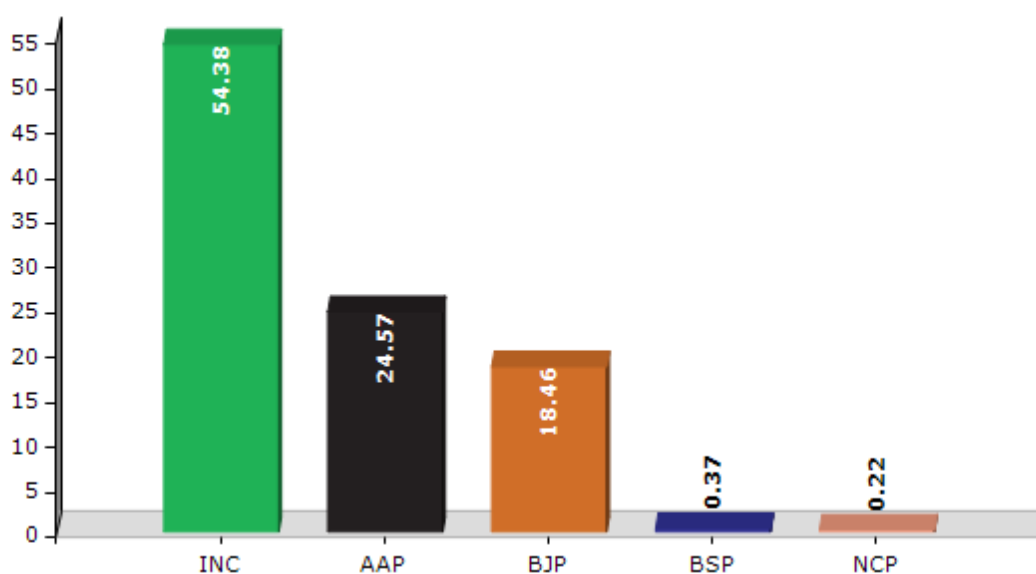
Note : AE : Assembly Election, PE : Assembly Segment of Parliamentary Election

Historical Summary Election Results

Summary Result of Assembly Election - 2017

Candidate Name	Party	Votes	Votes %
Bharat Bhushan (Ashu)	INC	66627	54.38
Ahbaab Singh Grewal	AAP	30106	24.57
Kamal Chatly	BJP	22620	18.46
Kunal	BSP	456	0.37
Arun Kumar	NCP	272	0.22
Jagroop Singh Karara	RPI(A)	251	0.2
Arshdeep Singh	IND	247	0.2
Baldev Raj Katna	IND	211	0.17
Navpreet Singh Bedi	IND	199	0.16
Balkaur Singh Gill	APPA	134	0.11
Krishan Lal Babbar	IND	109	0.09
Ram Kumar	LPSP	92	0.08
Mandeep Singh Dhaliwal	SWAP	75	0.06
Vaid Ram Singh Deepak	BMUP	50	0.04
	NOTA	1066	0.87

Votes Percentage of Top Parties - 2017



Polling Station Level Election Results

Number and Name of Polling Stations (PS) (2022)

Number of Polling Stations	Name of Polling Stations	Number of Polling Stations	Name of Polling Stations
1	Govt. Primary School, Haibowal Kalan	22	Adarsh Public School, Kapil Park
2	Govt. Primary School, Haibowal Kalan	23	Adarsh Public School, Kapil Park
3	Govt. Primary School, Haibowal Kalan	24	Shaiwal Public School, Mehar Singh Nagar
4	Govt. Primary School, Haibowal Kalan	25	Shaiwal Public School, Mehar Singh Nagar
5	Govt. Primary School, Haibowal Kalan	26	Shaiwal Public School, Mehar Singh Nagar
6	Govt High School Haibowal Kalan	27	Shiwal Public High School, Maharishi Balmiki Nagar
7	Govt High School Haibowal Kalan	28	Shiwal Public High School, Maharishi Balmiki Nagar
8	Govt High School Haibowal Kalan	29	Shiwal Public High School, Maharishi Balmiki Nagar
9	Govt High School Haibowal Kalan	30	Shiwal Public High School, Maharishi Balmiki Nagar
10	Govt High School Haibowal Kalan	31	Govt. Polytechnic College For Women, Rishi Nagar
11	Subh Karman Public School, Joshi Nagar Haibowal Kalan	32	Govt. Polytechnic College For Women, Rishi Nagar
12	Subh Karman Public School, Joshi Nagar Haibowal Kalan	33	Govt. Polytechnic College For Women, Rishi Nagar
13	Subh Karman Public School, Joshi Nagar Haibowal Kalan	34	Govt. Polytechnic College For Women, Rishi Nagar
14	Jamna Model School, Haibowal Kalan	35	Shivalik Vala Doon School, Rishi Nagar Rajpura Road
15	Jamna Model School, Haibowal Kalan	36	Shivalik Vala Doon School, Rishi Nagar Rajpura Road
16	Jamna Model School, Haibowal Kalan	37	Shivalik Vala Doon School, Rishi Nagar Rajpura Road
17	Shaheed Bhagat Singh Public School, Ranjodh Park	38	Govt. Sen. Sec. Smartl School, P.A.U
18	Govt. Sen.Sec. School, Haibowal Khurd	39	Govt. Sen. Sec. Smartl School, P.A.U
19	Govt. Sen.Sec. School, Haibowal Khurd	40	Bharti Vidiya Mandir Sen. Sec. School, Kitchlu Nagar,
20	Govt. Sen.Sec. School, Haibowal Khurd	41	Bharti Vidiya Mandir Sen. Sec. School, Kitchlu Nagar,
21	Adarsh Public School, Kapil Park	42	Bharti Vidiya Mandir Sen. Sec. School, Kitchlu Nagar,

Contd....

Polling Station Level Election Results

Polling Station-wise Votes Secured by Overall Top Five Parties in Ludhiana West Assembly in Assembly Election (AE) under Ludhiana Parliamentary Constituency in Punjab (2022)

Number of Polling Station	Winner - Gurpreet Bassi Gogi (AAP)	Runner-up - Bharat Bhushan Ashu (INC)	3rd - Advocate Bikram Singh Sidhu (BJP)	4th - Maheshinder Singh Grewal (SAD)	5th - Tarun Jain Bawa (IND)	NOTA	Other	Total Votes Secured
36	316	231	110	110	14	4	3	788
37	155	152	356	14	19	4	5	705
38	183	38	56	28	8	10	4	327
39	193	69	32	35	1	4	2	336
40	131	319	270	15	87	2	0	824
41	111	278	345	21	55	8	2	820
42	106	200	336	39	25	4	4	714
43	122	176	332	14	44	8	4	700
44	140	53	76	29	13	3	8	322
45	171	146	311	29	42	3	10	712
46	122	176	257	11	54	10	1	631
47	97	197	127	12	50	5	0	488
48	32	130	293	9	50	6	1	521
49	116	138	116	19	16	4	2	411
50	81	189	238	13	57	6	2	586
51	176	325	264	23	41	8	12	849
52	79	92	147	7	46	2	0	373
53	67	64	132	5	50	2	2	322
54	170	117	24	17	1	6	5	340
55	212	265	219	34	4	0	4	738
56	240	252	165	52	30	5	5	749
57	205	169	118	39	17	3	5	556
58	223	131	146	18	8	5	5	536
59	169	68	135	9	28	4	0	413
60	189	110	113	22	35	0	4	473
61	160	127	47	34	30	3	2	403
62	221	166	41	60	5	8	4	505
63	222	99	91	19	16	4	1	452
64	262	212	71	37	29	8	3	622
65	247	85	61	21	5	2	3	424
66	298	155	187	32	59	8	6	745
67	313	147	133	70	13	9	6	691
68	71	216	232	8	40	3	1	571
69	101	219	380	6	71	3	4	784
70	59	171	151	12	121	5	2	521

Contd....

Polling Station Level Election Results

Winner, Runner-up and 3rd Party Position & Winning Margin According to Polling Stations in Ludhiana West Assembly in Assembly Election (AE) under Ludhiana Parliamentary Constituency in Punjab (2022)

Polling Station Number	Winner Party	Winner Votes (%)	Runner-up Party	Runner-up Votes (%)	Winning Margin Votes (%)	Third Party	Third Party Votes (%)	Other Votes (%)
71	BJP	202 (39.92)	INC	131 (25.89)	71 (14.03)	AAP	93 (18.38)	80 (15.81)
72	BJP	263 (41.81)	INC	185 (29.41)	78 (12.4)	IND (TJB)	114 (18.12)	67 (10.65)
73	INC	187 (32.75)	BJP	150 (26.27)	37 (6.48)	AAP	138 (24.17)	96 (16.81)
74	BJP	187 (32.92)	INC	179 (31.51)	8 (1.41)	AAP	91 (16.02)	111 (19.54)
75	INC	112 (36.84)	BJP	87 (28.62)	25 (8.22)	AAP	81 (26.64)	24 (7.89)
76	INC	409 (56.41)	AAP	160 (22.07)	249 (34.34)	BJP	85 (11.72)	71 (9.79)
77	INC	317 (43.19)	AAP	204 (27.79)	113 (15.4)	BJP	135 (18.39)	78 (10.63)
78	INC	282 (37.85)	AAP	215 (28.86)	67 (8.99)	BJP	183 (24.56)	65 (8.72)
79	AAP	320 (48.34)	INC	168 (25.38)	152 (22.96)	BJP	91 (13.75)	83 (12.54)
80	AAP	277 (39.8)	INC	204 (29.31)	73 (10.49)	BJP	139 (19.97)	76 (10.92)
81	INC	145 (38.06)	AAP	105 (27.56)	40 (10.5)	BJP	95 (24.93)	36 (9.45)
82	INC	304 (53.62)	AAP	129 (22.75)	175 (30.87)	BJP	57 (10.05)	77 (13.58)
83	BJP	334 (50.23)	AAP	170 (25.56)	164 (24.67)	INC	141 (21.2)	20 (3.01)
84	BJP	247 (39.02)	AAP	178 (28.12)	69 (10.9)	INC	149 (23.54)	59 (9.32)
85	AAP	228 (36.77)	BJP	199 (32.1)	29 (4.67)	INC	161 (25.97)	32 (5.16)
86	AAP	196 (34.21)	BJP	187 (32.64)	9 (1.57)	INC	132 (23.04)	58 (10.12)
87	AAP	186 (45.37)	INC	95 (23.17)	91 (22.2)	BJP	91 (22.2)	38 (9.27)
88	AAP	201 (44.27)	INC	119 (26.21)	82 (18.06)	BJP	86 (18.94)	48 (10.57)
89	BJP	199 (27.34)	INC	198 (27.2)	1 (0.14)	AAP	191 (26.24)	140 (19.23)
90	AAP	152 (33.55)	BJP	144 (31.79)	8 (1.76)	INC	112 (24.72)	45 (9.93)
91	AAP	173 (36.97)	BJP	154 (32.91)	19 (4.06)	INC	109 (23.29)	32 (6.84)
92	BJP	146 (35.1)	INC	126 (30.29)	20 (4.81)	AAP	125 (30.05)	19 (4.57)
93	AAP	213 (29.14)	BJP	203 (27.77)	10 (1.37)	INC	194 (26.54)	121 (16.55)
94	AAP	203 (41.09)	INC	133 (26.92)	70 (14.17)	BJP	83 (16.8)	75 (15.18)
95	AAP	266 (37.89)	INC	218 (31.05)	48 (6.84)	BJP	151 (21.51)	67 (9.54)
96	AAP	230 (38.02)	INC	198 (32.73)	32 (5.29)	BJP	103 (17.02)	74 (12.23)
97	AAP	265 (43.66)	INC	158 (26.03)	107 (17.63)	BJP	100 (16.47)	84 (13.84)
98	AAP	240 (41.17)	INC	177 (30.36)	63 (10.81)	BJP	123 (21.1)	43 (7.38)
99	AAP	196 (36.1)	INC	160 (29.47)	36 (6.63)	BJP	116 (21.36)	71 (13.08)
100	AAP	260 (35.86)	BJP	189 (26.07)	71 (9.79)	INC	181 (24.97)	95 (13.1)
101	INC	225 (31.21)	AAP	210 (29.13)	15 (2.08)	SAD	156 (21.64)	130 (18.03)
102	AAP	214 (38.91)	INC	141 (25.64)	73 (13.27)	SAD	109 (19.82)	86 (15.64)
103	AAP	241 (37.89)	INC	191 (30.03)	50 (7.86)	SAD	96 (15.09)	108 (16.98)
104	INC	234 (40.91)	AAP	157 (27.45)	77 (13.46)	SAD	90 (15.73)	91 (15.91)
105	AAP	241 (35.76)	SAD	204 (30.27)	37 (5.49)	INC	160 (23.74)	69 (10.24)

Contd....

DISCLAIMER

The Terms of Use and Disclaimer of Datanet India Private Limited (hereinafter referred to as "Datanet") for use of this analysis report of **Ludhiana West Assembly Constituency (Ludhiana West Vidhan Sabha)** :-

1. **Assembly Factbook™** is a Registered Trade Mark owned by Datanet.
2. All the maps are sketched and graphical representation only and have not been drawn to the scale and also not to represent the actual geographical area or boundary of the unit.
3. The data for the aforesaid analysis is based on authentic sources and has been culled from the various publications of Census, CSO and NSSO for district and block level data, various central and state government departments, Central & State Elections Commissions and the concerned Returning Officers' releases, Electoral Rolls, Election results and allied publications, internal assessment, surveys, estimates and analysis. Therefore, certain adjustment of data at micro level may have been done to arrive closer to the macro data.
4. Data have been provided on an "As Is" and "As AVAILABLE" basis
5. The colours shown in the maps or diagram and charts of a particular party, alliance or AC are indicative and do not represent them.
6. This publication which includes maps, sheets, graphs and data would be the property under copyright of Datanet only. The user may use these for its internal study, analysis and research purposes. It's public display, re-selling or any commercial uses by the user are not allowed.
7. Datanet has taken due care and caution in compilation and processing of data and allied information, but does not guarantee the accuracy, adequacy or completeness of any information/analysis and will be not responsible for any errors or omissions or for the results obtained from the use of such information/analysis.
8. All the contents for the publication have been culled from various authentic sources and Datanet reasonably believes such sources to be reliable, but does not make any representations, express or implied as to the accuracy or fitness of use of such information. The information or contents of the information/analysis do not constitute advice and should not be relied upon in making (or refraining from making) any decision. Any reliance placed upon the information provided by Datanet is the sole responsibility and strictly at the user's risk.
9. In no event will Datanet be liable for any damages (including, without limitation, damages for loss of business projects, or loss of profits) arising in contract, tort or otherwise from the use of or inability to use any of its contents, or from any action taken (or refrained from being taken) as a result of using the analysis or any of its contents. Datanet its directors, owners, editors, officials, employees, distributor and agents or any associate will not be liable for any errors in the information contained or any consequences arising from the use of the contents of the provided information/analysis.
10. If any provision of these terms and conditions is held invalid or illegal or unenforceable for any reason by any court of competent jurisdiction, such provision shall be severed and the remainder of provisions of the terms and conditions shall continue in full force and effect as if the Term of Use had been executed with the invalid, illegal or unenforceable provision eliminated.
11. If there are any discrepancies in the information provided, please bring it to attention of Datanet for suitable rectification measures.

**Buy Online This Complete Book At
Datanet India eBooks Store**

www.indiastatpublications.com

or go directly at

**[http://www.indiastatpublications.com/
Assembly_factbook/Punjab/Ludhiana/ Ludhiana_West](http://www.indiastatpublications.com/Assembly_factbook/Punjab/Ludhiana/Ludhiana_West)**

 **india**stat**elections**

ISBN : 978-93-5802-698-6



9 789358 026986