



Odisha

Assembly Factbook™

Basta Assembly Constituency



Key Electoral Data of Basta
Assembly Constituency (Vidhan Sabha)

Odisha

Assembly Factbook™

Basta Assembly Constituency



Basta Vidhan Sabha

Editor & Director

Dr. R.K. Thukral

Research Editor

Dr. Shafeeq Rahman

Compiled, Researched and Published by Datanet India Pvt. Ltd.

D-100, 1st Floor,

Okhla Industrial Area, Phase-I,
New Delhi- 110020.

Ph.: 91-11- 43580781-84

Email : support@indiastatpublications.com

Website : www.indiastatelections.com

Online Book Store :

www.indiastatpublications.com

Report No. : AFB/OD-037-0123

ISBN : 978-93-5301-875-7

First Edition : January, 2018

Sixth Updated Edition : January, 2023

Price : Rs. 11500/-

US\$ 310

© Datanet India Pvt. Ltd.

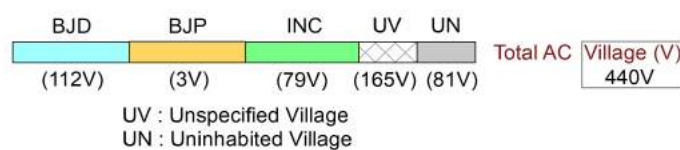
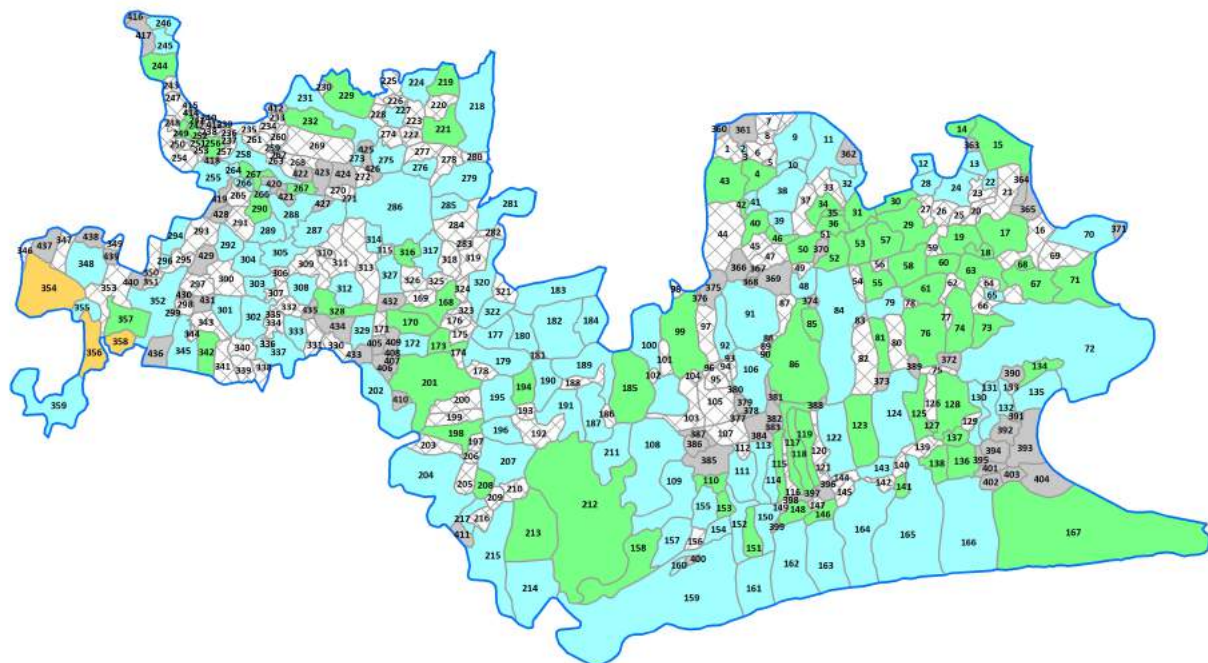
All rights reserved. No part of this book may be reproduced, stored in a retrieval system or transmitted in any form or by any means, mechanical photocopying, photographing, scanning, recording or otherwise without the prior written permission of the publisher. Please refer to Disclaimer at page no. 234 for the use of this publication.

Printed in India

No.	Particulars	Page No.
	Introduction	
1	Assembly Constituency - (Vidhan Sabha) at a Glance Features of Assembly as per Delimitation Commission of India (2008)	1-2
	Location and Political Maps	
2	Location Map Boundaries of Assembly Constituency - (Vidhan Sabha) in District Boundaries of Assembly Constituency under Parliamentary Constituency - (Lok Sabha) Village-wise Winner Parties- 2019-PE, 2019-AE, 2014-PE, 2014-AE, 2009-PE and 2009-AE	3-11
	Administrative Setup (2011)	
3	District Sub-district Towns Villages Inhabited Villages Uninhabited Villages Village Panchayat Intermediate Panchayat	12-30
	Demographics (2011)	
4	Population Households Rural/Urban Population Villages by Population Size Sex Ratio (Total & 0-6 Years) Religious Population Social Population Literacy Rate	31-32
	Electoral Features	
5	Important Dates of Last Elections Held Electors by Gender Service Electors Voters Voters Turnout Polling Stations & Average Number of Electors per Polling Station Electors by Age Group Present Elected Representatives	33-38
	Historical Summary Election Results	
6	Vote Share of Major Parties Winning Margin (Number & Percentage) Polarity of Parties Summary Result of Assembly Segment of Parliamentary Elections 2019, 2014, 2009, 2004 and 1999 Summary Result of Assembly Elections 2019, 2014, 2009, 2004, 2000, 1995, 1990, 1985, 1980, 1977, 1974, 1971, 1967, 1961, 1957 and 1952	39-63
	Polling Station Level Election Results	
7	Name and Number of Polling Station 2019-PE, 2019-AE, 2014-PE, 2014-AE, 2009-PE and 2009-AE Polling Station-wise Electors, Voters & Voters Turnout 2019-PE, 2019-AE, 2014-PE, 2014-AE, 2009-PE and 2009-AE Polling Station wise Elections Results 2019-PE, 2019-AE, 2014-PE, 2014-AE, 2009-PE and 2009-AE	64-213
	Share of Assembly Constituency	
8	Share of Assembly Constituency - (Vidhan Sabha) in State, District and Parliamentary Constituency - (Lok Sabha)	214
	Socio-Economic Amenities (2011)	
9	Access to Administrative Units Agricultural, Manufacturing and Industrial Commodities Demographic Indicators Education Health & Manpower Drinking Water Supply Sanitation Entertainment and Recreations Infrastructure Power Food Allocation Distribution and Marketing of Agriculture Commodities Infrastructure Transport and Road Infrastructure Communication Banking and Financial Services Land Use Irrigation Source	216-230
10	Abbreviation & Sources	231-232
11	Disclaimer	234

Location & Political Map

Village-wise Winner Parties in Basta Assembly
Constituency under State Assembly Election (AE) (No. 37)
2014



Administrative Setup

List of Village Panchayat & Intermediate Panchayat (Block) Name - 2011

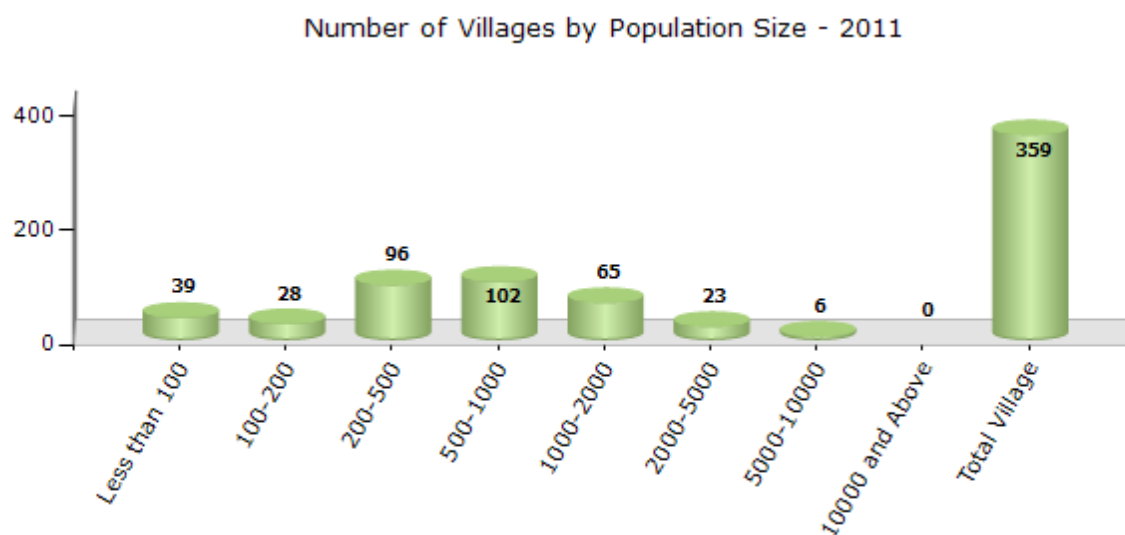
Village Name	Village Panchayat Name	Intermediate Panchayat Name
Agarpada	Sahada	Basta
Agatmala	Naikudi	Basta
Aladiha	Aladiha	Baliapal
Ambagadia	Rautpada	Basta
Anadeula	Jagatipur	Baliapal
Antichak	Debhog	Baliapal
Arjuni	Bramhanda	Basta
Aruadam	Jambhirai	Baliapal
Asti	Asti	Baliapal
Asti	Sahada	Basta
Athabatia	Baliapal	Baliapal
Bada	Mathani	Basta
Badabazar	Sadanandapur	Basta
Badajahata	Gadapada	Basta
Badakachuapada	Deula	Baliapal
Badakasaba	Ghantua	Baliapal
Badanpur	Aladiha	Baliapal
Badasimulia	Madhupura	Baliapal
Badhana	Naikudi	Basta
Badkhudi	Mathani	Basta
Bagada	Jagatipur	Baliapal
Baghuapara	Mukulishi	Basta
Bahabalpur	Madhupura	Baliapal
Bahadalpur	Sadanandapur	Basta
Baharda	Baharda	Basta
Baigandiha	Bramhanda	Basta
Baincha	Sadanandapur	Basta
Bakharabad	Gadapada	Basta
Balarampur	Balarampur	Baliapal

Contd....

Demographic

Number of Villages by Population Size - 2011

Less than 100	100-200	200-500	500-1000	1000-2000	2000-5000	5000-10000	10000 and Above	Total Village
39	28	96	102	65	23	6	0	359



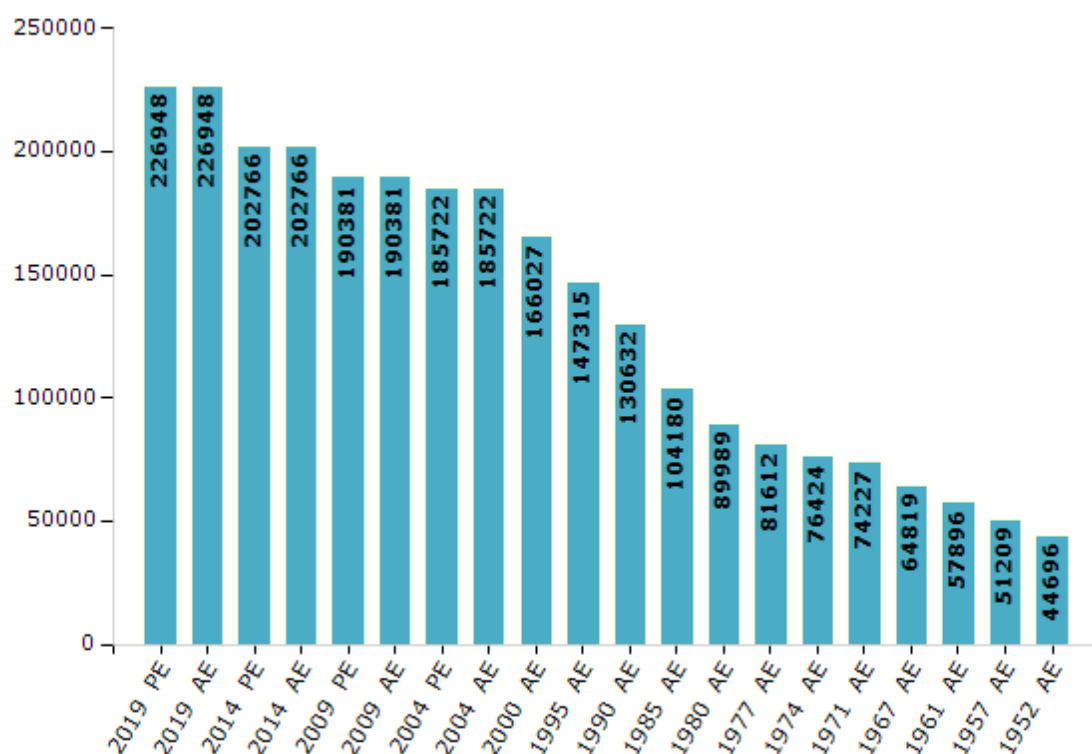
Electoral Features

Electors by Male & Female

Year	Male	Female	Others	Total
2019 PE	117094	109847	7	226948
2019 AE	117094	109847	7	226948
2014 PE	105492	97274	0	202766
2014 AE	105492	97274	0	202766
2009 PE	97513	92868	-	190381
2009 AE	97513	92868	-	190381
2004 PE	94307	91415	-	185722
2004 AE	94307	91415	-	185722
2000 AE	83019	83008	-	166027
1999 PE	-	-	-	-
1995 AE	75859	71456	-	147315

Year	Male	Female	Others	Total
1990 AE	70655	59977	-	130632
1985 AE	55298	48882	-	104180
1980 AE	48028	41961	-	89989
1977 AE	43948	37664	-	81612
1974 AE	40033	36391	-	76424
1971 AE	39299	34928	-	74227
1967 AE	64819	0	-	64819
1961 AE	57896	0	-	57896
1957 AE	51209	0	-	51209
1952 AE	-	-	-	44696

Number of Electors



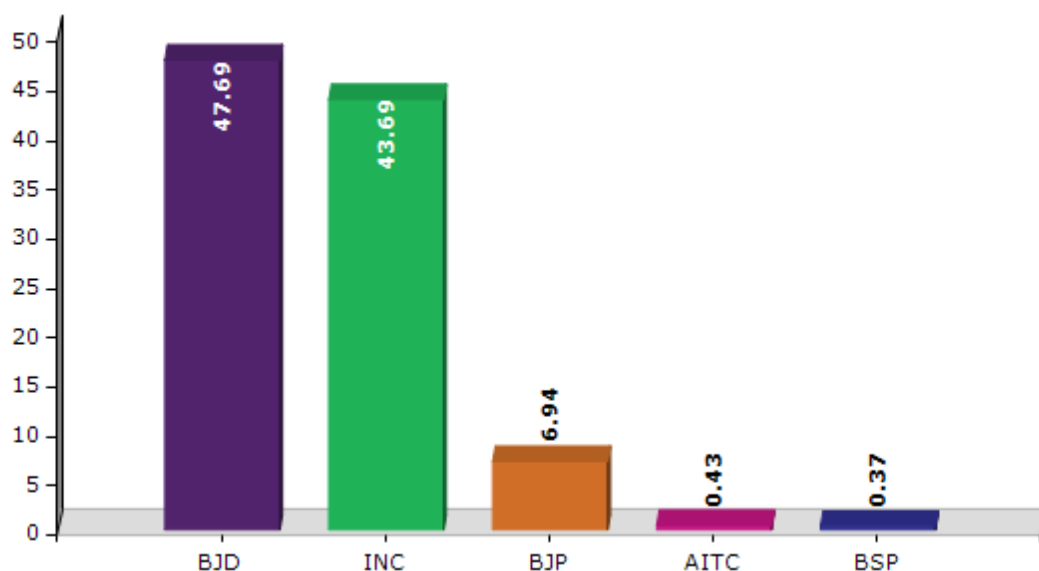
Note : AE : Assembly Election, PE : Assembly Segment of Parliamentary Election

Historical Summary Election Results

Summary Result of Assembly Election - 2014

Candidate Name	Party	Votes	Votes %
Nityananda Sahoo	BJD	76737	47.69
Jay Narayan Mohanty	INC	70304	43.69
Shyama Prasad Behera	BJP	11165	6.94
Madan Mohan Jena	AITC	690	0.43
Pramod Kumar Pattayat	BSP	590	0.37
Saroj Kumar Roul	AAP	447	0.28
Ramakanta Panda	SP	199	0.12
Gourab Kumar Andia	IND	186	0.12
	NOTA	604	0.38

Votes Percentage of Top Parties - 2014



Polling Station Level Election Results

Number and Name of Polling Stations (PS) (2019 AE)

Number of Polling Stations	Name of Polling Stations	Number of Polling Stations	Name of Polling Stations
1	Kushadiha	22	Barun Gadia
2	Baincha	23	Kudia
3	Mukundapur-1	24	Bahardda
4	Mukundapur-2	25	Bahardda
5	Bidyadharapur	26	Jamalapur
6	Practicing	27	Pegarapada
7	Tikirapada	28	Mathani
8	Basta-1	29	Talatapanda
9	Basta-2	30	Nuagan-1
10	Basta-3	31	Nuagan-1
11	Basta-4	32	Jahata
12	Sadanandapur	33	Lachhamanakhunta-1
13	Mulida	34	Lachhamanakhunta(Part)-2
14	Mulida	35	Rupsa-1
15	Brahmanada	36	Rupsa-2
16	Pathuria	37	Bakharabad
17	Sadanandapur	38	Barapal
18	Nishchintapur	39	Gadapada-1
19	Chorapada	40	Gadapada-2
20	Gundurimara	41	Rautapada
21	Jhinjipda	42	Dandika-1

Contd....

Polling Station Level Election Results

Polling Station-wise Votes Secured by Overall Top Five Parties in Basta Assembly in Assembly Election (AE) under Balasore Parliamentary Constituency in Odisha (2019)

Number of Polling Station	Winner - Nityananda Sahoo (BJD)	Runner-up - Bijan Nayak (INC)	3rd - Raghunath Mohanty (BJP)	4th - Nandan Pal (AITC)	5th - Mrutyunjay Dey (BSP)	NOTA	Other	Total Votes Secured
36	249	67	325	1	1	6	5	654
37	277	94	503	1	3	2	3	883
38	279	212	139	2	2	5	1	640
39	244	153	271	1	0	3	6	678
40	242	163	82	2	2	0	8	499
41	279	259	239	3	2	1	5	788
42	351	172	317	1	0	7	3	851
43	235	141	74	0	0	0	0	450
44	NV	NV	NV	NV	NV	NV	NV	NV
45	334	219	247	3	3	3	2	811
46	360	302	286	5	3	2	6	964
47	264	294	276	5	3	5	3	850
48	335	234	224	4	1	3	9	810
49	168	88	98	0	0	2	8	364
50	167	86	160	0	1	3	3	420
51	242	154	122	3	1	6	3	531
52	188	193	96	2	2	0	11	492
53	393	233	126	6	1	8	11	778
54	259	24	127	0	0	0	3	413
55	457	35	233	1	1	0	4	731
56	390	33	395	0	1	0	5	824
57	354	212	217	6	3	2	2	796
58	341	166	300	5	1	1	7	821
59	231	64	173	2	0	0	2	472
60	198	145	68	4	0	0	1	416
61	500	131	280	9	0	0	1	921
62	423	55	280	4	1	5	1	769
63	453	105	148	3	2	4	6	721
64	200	156	130	3	1	2	2	494
65	488	98	256	3	4	1	29	879
66	394	107	279	4	0	7	26	817
67	331	245	94	1	1	2	4	678
68	232	97	186	1	2	0	2	520
69	160	82	104	0	0	2	1	349
70	336	241	211	0	2	0	6	796

Contd....

Polling Station Level Election Results

Winner, Runner-up and 3rd Party Position & Winning Margin According to Polling Stations in Basta Assembly in Assembly Election (AE) under Balasore Parliamentary Constituency in Odisha (2019)

Polling Station Number	Winner Party	Winner Votes (%)	Runner-up Party	Runner-up Votes (%)	Winning Margin Votes (%)	Third Party	Third Party Votes (%)	Other Votes (%)
71	INC	235 (40.45)	BJD	217 (37.35)	18 (3.1)	BJP	119 (20.48)	10 (1.72)
72	BJD	294 (36.98)	BJP	271 (34.09)	23 (2.89)	INC	221 (27.8)	9 (1.13)
73	BJD	260 (52.74)	BJP	123 (24.95)	137 (27.79)	INC	109 (22.11)	1 (0.2)
74	BJD	318 (49.77)	INC	229 (35.84)	89 (13.93)	BJP	86 (13.46)	6 (0.94)
75	INC	310 (50.57)	BJD	162 (26.43)	148 (24.14)	BJP	137 (22.35)	4 (0.65)
76	BJD	441 (44.19)	INC	274 (27.45)	167 (16.74)	BJP	246 (24.65)	37 (3.71)
77	BJD	468 (48.2)	BJP	331 (34.09)	137 (14.11)	INC	161 (16.58)	11 (1.13)
78	BJD	443 (47.53)	INC	262 (28.11)	181 (19.42)	BJP	224 (24.03)	3 (0.32)
79	BJD	455 (50.11)	INC	239 (26.32)	216 (23.79)	BJP	201 (22.14)	13 (1.43)
80	BJD	440 (54.59)	INC	223 (27.67)	217 (26.92)	BJP	133 (16.5)	10 (1.24)
81	BJD	206 (66.24)	BJP	55 (17.68)	151 (48.56)	INC	48 (15.43)	2 (0.64)
82	BJP	166 (53.72)	BJD	82 (26.54)	84 (27.18)	INC	60 (19.42)	1 (0.32)
83	BJD	219 (39.11)	BJP	184 (32.86)	35 (6.25)	INC	150 (26.79)	7 (1.25)
84	BJD	435 (42.98)	BJP	288 (28.46)	147 (14.52)	INC	281 (27.77)	8 (0.79)
85	BJD	349 (36.81)	INC	315 (33.23)	34 (3.58)	BJP	277 (29.22)	7 (0.74)
86	BJP	221 (37.14)	BJD	218 (36.64)	3 (0.5)	INC	149 (25.04)	7 (1.18)
87	BJD	285 (37.25)	INC	270 (35.29)	15 (1.96)	BJP	200 (26.14)	10 (1.31)
88	INC	256 (34.36)	BJP	237 (31.81)	19 (2.55)	BJD	227 (30.47)	25 (3.36)
89	BJP	330 (34.55)	BJD	308 (32.25)	22 (2.3)	INC	300 (31.41)	17 (1.78)
90	BJP	248 (39.37)	INC	212 (33.65)	36 (5.72)	BJD	163 (25.87)	7 (1.11)
91	INC	257 (45.41)	BJP	151 (26.68)	106 (18.73)	BJD	150 (26.5)	8 (1.41)
92	INC	227 (39.14)	BJD	185 (31.9)	42 (7.24)	BJP	160 (27.59)	8 (1.38)
93	BJP	274 (49.37)	BJD	207 (37.3)	67 (12.07)	INC	70 (12.61)	4 (0.72)
94	BJP	364 (46.37)	BJD	249 (31.72)	115 (14.65)	INC	162 (20.64)	10 (1.27)
95	NV	NV (NV)	NV	NV (NV)	NV (NV)	NV	NV (NV)	NV (NV)
96	BJD	528 (60.07)	BJP	225 (25.6)	303 (34.47)	INC	110 (12.51)	16 (1.82)
97	BJP	299 (53.97)	BJD	193 (34.84)	106 (19.13)	INC	59 (10.65)	3 (0.54)
98	BJP	146 (34.6)	BJD	143 (33.89)	3 (0.71)	INC	125 (29.62)	8 (1.9)
99	BJP	269 (36.55)	BJD	253 (34.38)	16 (2.17)	INC	191 (25.95)	23 (3.13)
100	BJP	406 (37.73)	BJD	370 (34.39)	36 (3.34)	INC	263 (24.44)	37 (3.44)
101	BJP	426 (37.6)	BJD	361 (31.86)	65 (5.74)	INC	328 (28.95)	18 (1.59)
102	BJD	498 (46.5)	BJP	338 (31.56)	160 (14.94)	INC	211 (19.7)	24 (2.24)
103	BJD	412 (36.88)	INC	371 (33.21)	41 (3.67)	BJP	304 (27.22)	30 (2.69)
104	INC	388 (41.1)	BJP	278 (29.45)	110 (11.65)	BJD	254 (26.91)	24 (2.54)
105	BJD	404 (40.93)	INC	350 (35.46)	54 (5.47)	BJP	217 (21.99)	16 (1.62)

Contd....

Socio-Economic Amenities - Rural

Access to Education Facilities

Particulars	Number of Villages (% of Population)				
	Available	Not Available	If Not Available (Distance of Nearest Facility)		
			A	B	C
Govt. Primary School	284 (94)	75 (6)	71 (6)	3 (0)	0 (0)
Private Primary School	22 (13)	337 (87)	0 (0)	0 (0)	0 (0)
Govt. Middle School	186 (78)	173 (22)	76 (12)	93 (9)	0 (0)
Private Middle School	18 (13)	341 (87)	0 (0)	1 (0)	0 (0)
Govt. Secondary School	86 (48)	273 (52)	212 (40)	27 (4)	0 (0)
Private Secondary School	10 (5)	349 (95)	27 (6)	6 (1)	0 (0)
Govt. Senior Secondary School	6 (3)	353 (97)	31 (11)	157 (36)	67 (27)
Private Senior Secondary School	4 (3)	355 (97)	18 (4)	52 (13)	26 (5)
Govt. Arts and Science Degree College	6 (3)	353 (97)	34 (12)	164 (38)	100 (35)
Private Arts and Science Degree College	1 (0)	358 (100)	10 (2)	29 (7)	16 (3)
Govt. Engineering College	1 (1)	358 (99)	0 (0)	0 (0)	0 (0)
Private Engineering College	1 (1)	358 (99)	0 (0)	8 (4)	350 (95)
Govt. Medicine College	0 (0)	359 (100)	0 (0)	1 (0)	350 (97)
Private Medicine College	0 (0)	359 (100)	0 (0)	0 (0)	0 (0)
Govt. Management Institute	0 (0)	359 (100)	0 (0)	0 (0)	0 (0)
Private Management Institute	0 (0)	359 (100)	0 (0)	1 (0)	358 (100)
Govt. Polytechnic	0 (0)	359 (100)	0 (0)	1 (0)	45 (16)
Private Polytechnic	0 (0)	359 (100)	1 (0)	4 (4)	195 (50)
Govt. Vocational Training School/ITI	1 (1)	358 (99)	13 (2)	8 (3)	27 (9)
Private Vocational Training School/ITI	0 (0)	359 (100)	73 (16)	109 (29)	76 (25)
Govt. Non Formal Training Centre	0 (0)	359 (100)	1 (0)	2 (1)	40 (14)
Private Non Formal Training Centre	0 (0)	359 (100)	15 (4)	20 (6)	73 (25)
Govt. School For Disabled	0 (0)	359 (100)	4 (2)	6 (1)	100 (31)
Private School For Disabled	0 (0)	359 (100)	4 (5)	16 (7)	96 (21)
Government Others	0 (0)	359 (100)	0 (0)	1 (0)	10 (4)
Private Others	3 (5)	356 (95)	0 (0)	0 (0)	9 (2)

Note : Distance A : Less than 5 km; B : Between 5-10 km; C : 10+ km.; Source : Data Analysis is based on 2011 Census.

DISCLAIMER

The Terms of Use and Disclaimer of Datanet India Private Limited (hereinafter referred to as "Datanet") for use of this analysis report of **Basta Assembly Constituency (Basta Vidhan Sabha)** :-

1. **Assembly Factbook™** is a Registered Trade Mark owned by Datanet.
2. All the maps are sketched and graphical representation only and have not been drawn to the scale and also not to represent the actual geographical area or boundary of the unit.
3. The data for the aforesaid analysis is based on authentic sources and has been culled from the various publications of Census, CSO and NSSO for district and block level data, various central and state government departments, Central & State Elections Commissions and the concerned Returning Officers' releases, Electoral Rolls, Election results and allied publications, internal assessment, surveys, estimates and analysis. Therefore, certain adjustment of data at micro level may have been done to arrive closer to the macro data.
4. Data have been provided on an "As Is" and "As AVAILABLE" basis
5. The colours shown in the maps or diagram and charts of a particular party, alliance or AC are indicative and do not represent them.
6. This publication which includes maps, sheets, graphs and data would be the property under copyright of Datanet only. The user may use these for its internal study, analysis and research purposes. It's public display, re-selling or any commercial uses by the user are not allowed.
7. Datanet has taken due care and caution in compilation and processing of data and allied information, but does not guarantee the accuracy, adequacy or completeness of any information/analysis and will be not responsible for any errors or omissions or for the results obtained from the use of such information/analysis.
8. All the contents for the publication have been culled from various authentic sources and Datanet reasonably believes such sources to be reliable, but does not make any representations, express or implied as to the accuracy or fitness of use of such information. The information or contents of the information/analysis do not constitute advice and should not be relied upon in making (or refraining from making) any decision. Any reliance placed upon the information provided by Datanet is the sole responsibility and strictly at the user's risk.
9. In no event will Datanet be liable for any damages (including, without limitation, damages for loss of business projects, or loss of profits) arising in contract, tort or otherwise from the use of or inability to use any of its contents, or from any action taken (or refrained from being taken) as a result of using the analysis or any of its contents. Datanet its directors, owners, editors, officials, employees, distributor and agents or any associate will not be liable for any errors in the information contained or any consequences arising from the use of the contents of the provided information/analysis.
10. If any provision of these terms and conditions is held invalid or illegal or unenforceable for any reason by any court of competent jurisdiction, such provision shall be severed and the remainder of provisions of the terms and conditions shall continue in full force and effect as if the Term of Use had been executed with the invalid, illegal or unenforceable provision eliminated.
11. If there are any discrepancies in the information provided, please bring it to attention of Datanet for suitable rectification measures.

Buy Online This Complete Book At
Datanet India eBooks Store

www.indiastatpublications.com

or go directly at

[http://www.indiastatpublications.com/
Assembly_factbook/Odisha/Balasore/ Basta](http://www.indiastatpublications.com/Assembly_factbook/Odisha/Balasore/Basta)

 **indiastat**elections

ISBN : 978-93-5301-875-7



9 789353 018757