



Maharashtra

Assembly Factbook™

Nagpur South Assembly Constituency

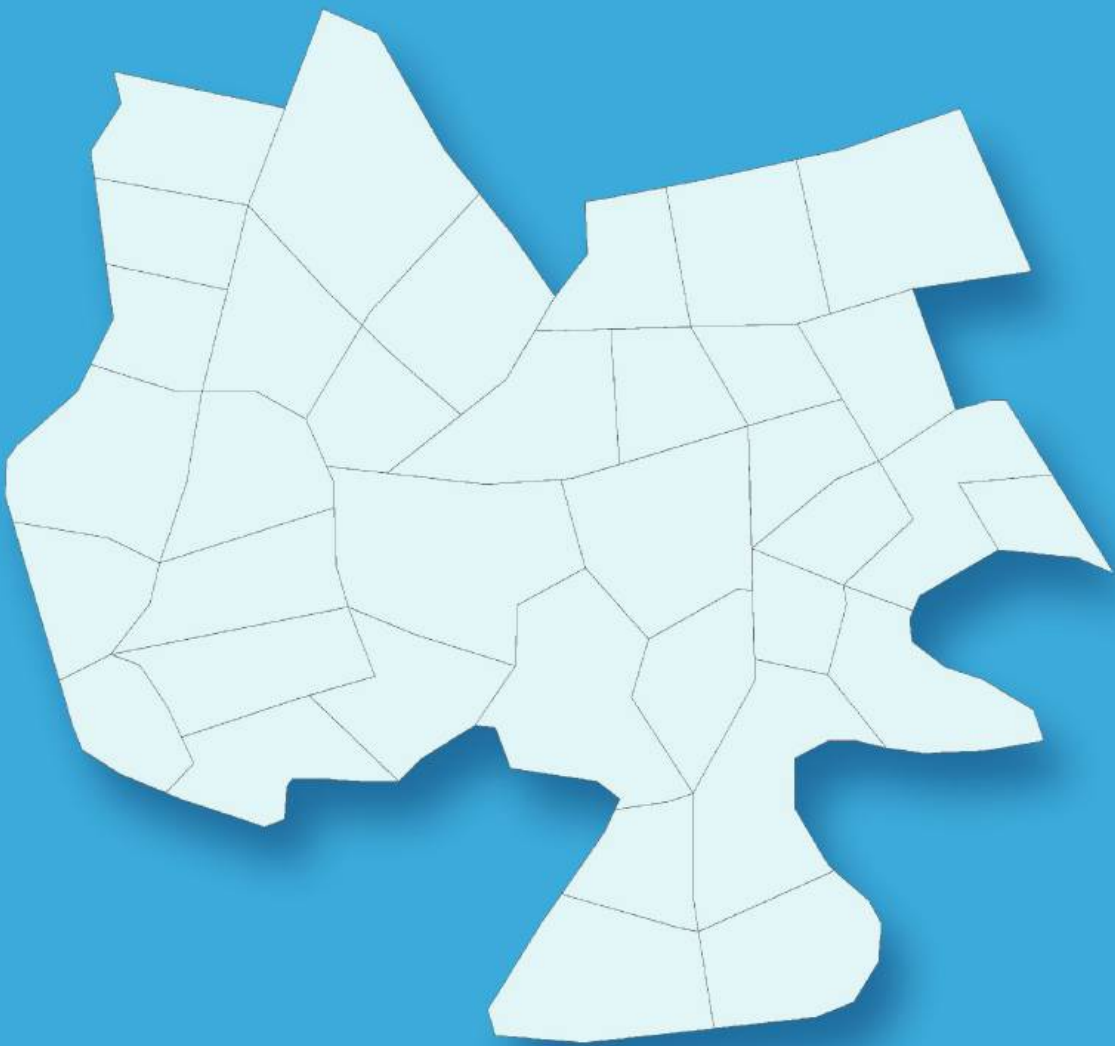


Key Electoral Data of Nagpur South
Assembly Constituency (Vidhan Sabha)

Maharashtra

Assembly Factbook™

Nagpur South Assembly Constituency



Nagpur South Vidhan Sabha

Editor & Director

Dr. R.K. Thukral

Research Editor

Dr. Shafeeq Rahman

Compiled, Researched and Published by Datanet India Pvt. Ltd.

D-100, 1st Floor,

Okhla Industrial Area, Phase-I,
New Delhi- 110020.

Ph.: 91-11- 43580781-84

Email : support@indiastatpublications.com

Website : www.indiastatelections.com

Online Book Store :

www.indiastatpublications.com

Report No. : AFB/MH-053-0123

ISBN : 978-93-5293-294-8

First Edition : January, 2018

Sixth Updated Edition : January, 2023

Price : Rs.11500/-

US\$ 310

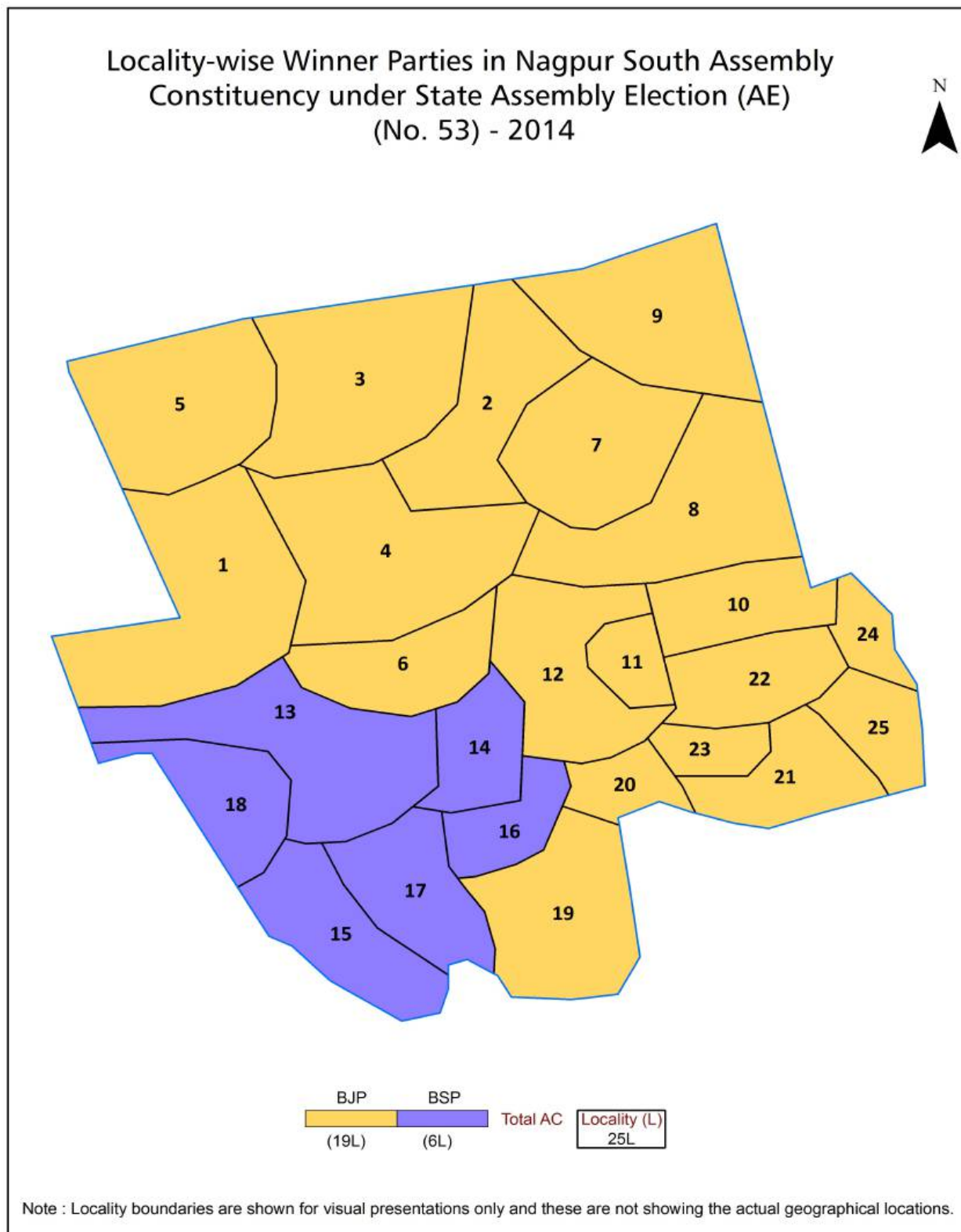
© Datanet India Pvt. Ltd.

All rights reserved. No part of this book may be reproduced, stored in a retrieval system or transmitted in any form or by any means, mechanical photocopying, photographing, scanning, recording or otherwise without the prior written permission of the publisher. Please refer to Disclaimer at page no. 185 for the use of this publication.

Printed in India

No.	Particulars	Page No.
	Introduction	
1	Assembly Constituency - (Vidhan Sabha) at a Glance Features of Assembly as per Delimitation Commission of India (2008)	1-2
	Location and Political Maps	
2	Location Map Boundaries of Assembly Constituency - (Vidhan Sabha) in District Boundaries of Assembly Constituency under Parliamentary Constituency - (Lok Sabha) Locality-wise Winner Parties- 2019-PE, 2019-AE, 2014-PE, 2014-AE	3-10
	Administrative Setup (2011)	
3	District Sub-district Towns Villages Inhabited Villages Uninhabited Villages Village Panchayat Intermediate Panchayat	11
	Demographics (2011)	
4	Population Households Rural/Urban Population Sex Ratio (Total & 0-6 Years) Religious Population Social Population Literacy Rate	12
	Electoral Features	
5	Important Dates of Last Elections Held Electors by Gender Service Electors Voters Voters Turnout Polling Stations & Average Number of Electors per Polling Station Electors by Age Group Present Elected Representatives	13-18
	Historical Summary Election Results	
6	Vote Share of Major Parties Winning Margin (Number & Percentage) Polarity of Parties Summary Result of Assembly Segment of Parliamentary Elections 2019, 2014, 2009, 2004 and 1999 Summary Result of Assembly Elections 2019, 2014, 2009, 2004, 1999, 1995, 1990, 1985, 1980 and 1978	19-40
	Polling Station Level Election Results	
7	Name and Number of Polling Station 2019-PE, 2019-AE, 2014-PE, 2014-AE Polling Station-wise Electors, Voters & Voters Turnout 2019-PE, 2019-AE, 2014-PE, 2014-AE Polling Station wise Elections Results 2019-PE, 2019-AE, 2014-PE, 2014-AE	41-178
	Share of Assembly Constituency	
8	Share of Assembly Constituency - (Vidhan Sabha) in State, District and Parliamentary Constituency - (Lok Sabha)	179
9	Abbreviation & Sources	182-183
10	Disclaimer	185

Location & Political Map

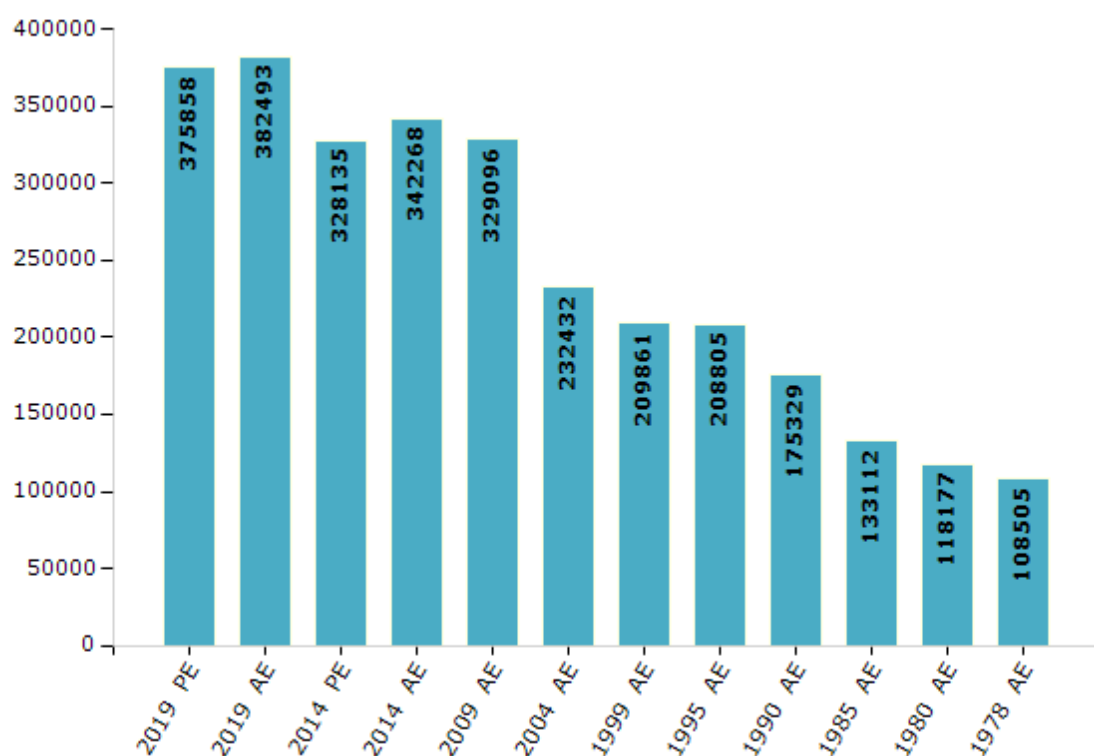


Electoral Features

Electors by Male & Female

Year	Male	Female	Others	Total	Year	Male	Female	Others	Total
2019 PE	189219	186638	1	375858	1999 AE	111693	98168	-	209861
2019 AE	192272	190220	1	382493	1995 AE	109670	99135	-	208805
2014 PE	168161	159973	1	328135	1990 AE	92565	82764	-	175329
2014 AE	174611	167656	1	342268	1985 AE	72112	61000	-	133112
2009 PE	-	-	-	-	1980 AE	62063	56114	-	118177
2009 AE	170010	159086	-	329096	1978 AE	56817	51688	-	108505
2004 PE	-	-	-	-	1972 AE	-	-	-	-
2004 AE	121321	111111	-	232432	1967 AE	-	-	-	-
1999 PE	-	-	-	-	1962 AE	-	-	-	-

Number of Electors



Note : AE : Assembly Election, PE : Assembly Segment of Parliamentary Election

Historical Summary Election Results

Summary Result of Assembly Election - 2014

Candidate Name	Party	Votes	Votes %
Kohale Sudhakar Vitthalrao	BJP	81224	44.32
Chaturvedi Satish	INC	38010	20.74
Satyabhama Ramesh Lokhande	BSP	23156	12.64
Shekhar Sawarbandhe	IND	15107	8.24
Pandav Kiran Krushnarao	SHS	13863	7.56
Dinanath Padole	NCP	4194	2.29
Shakil Patel	DESEP	3400	1.86
Adv. Sunil Lacharwar(Ex-Army)	IND	844	0.46
Kshitij Dadarao Dhoble	IND	523	0.29
Bhimbisar Bhojraj Kamble	APoI	385	0.21
Satish Gulabraoji Shende	IND	351	0.19
Vaibhav Sureshrao Pandav	IND	197	0.11
Abdul Razique Bhola Patel	MNDP	171	0.09
Kawdu Namdeorao Arkey	GGP	154	0.08
Ramteke Jivan Namdevrao	IND	136	0.07
Dr. Yashwant Dadaji Ambatkar	IND	98	0.05
Ajit Wasudevrao Bhakre	IND	93	0.05
Dable Raju Namdeo	BPI	71	0.04
	NOTA	1276	0.7

Polling Station Level Election Results

Number and Name of Polling Stations (PS) (2019 AE)

Number of Polling Stations	Name of Polling Stations	Number of Polling Stations	Name of Polling Stations
1	Maharashtra Kamgar Kalyan Mandal, Lalita Kala Bhavan, Chandan Nagar North Side Hall	22	Jawahar High School, Nandanwan Nagpur, East Side Building from North side Room No. 1
2	Maharashtra Kamgar Kalyan Mandal, Lalita Kala Bhavan, Chandan Nagar South Side Hall	23	Jawahar High School, Nandanwan Nagpur, East Side Building from North side Room No. 2
3	N.M.C. Tax Office, Hanuman Nagar, Nagpur North Side Room No. 2	24	Vanita Vikas Vidyalaya, Aajamshaha Layout, Nagpur East Side Room No. 5
4	N.M.C. Tax Office, Hanuman Nagar, Nagpur North Side Room No. 3	25	Vanita Vikas Vidyalaya, Aajamshaha Layout, Nagpur East Side Room No. 6
5	N.M.C. Tax Office, Hanuman Nagar, Nagpur North Side Room No. 1	26	Vanita vikas Vidyalaya Ganeshnagar Nagpur Room No.7
6	N.M.C. Tax Office, Hanuman Nagar, Nagpur North Side Room No. 4	27	Mahila Mahavidyalaya Nandanwan Nagpur
7	Nav Pratibha Primary School, New Building, Room No. 2	28	N.M.C. Aajamshaha, Primary School, Shiv Nagar, Gurudev Park Nagpur Room No. 1
8	Nav Pratibha Primary School, New Building, Room No. 1	29	N.M.C. Aajamshaha, Primary School, Shiv Nagar, Gurudev Park Nagpur Room No. 2
9	Vanita Vikas Vidyalaya, Aajamshaha Layout, Nagpur Old Building, West Side Room No. 1	30	N.M.C. Aajamshaha, Primary School, Shiv Nagar, Gurudev Park Nagpur Room No. 3
10	Vanita Vikas Vidyalaya, Aajamshaha Layout, Nagpur Old Building, East Side Room No. 3	31	N.M.C. Aajamshaha, Primary School, Shiv Nagar, Gurudev Park Nagpur Room No. 4
11	Vanita Vikas Vidyalaya, Aajamshaha Layout, Nagpur Old Building, West Side Room No. 2	32	Jamdar Jr. College, East Side, Room No. 1
12	Vanita Vikas Vidyalaya, Aajamshaha Layout, Nagpur Old Building, South Side Room No. 4	33	Jamdar Jr. College, East Side, Room No. 2
13	Swami Sitaram Highschool, Great Nag Road, Nagpur North Side Building Room No. 5	34	Jamdar Jr. College, East Side, Room No. 3
14	Swami Sitaram Highschool, Great Nag Road, Nagpur North Side Building Room No. 4	35	Jamdar Jr. College, East Side, Room No. 4
15	Jamdar High School, Great Nag Road, Nagpur, West Side Room No. 1	36	Jamdar Jr. College, East Side, Room No. 5
16	Jamdar High School, Great Nag Road, Nagpur East Side Room	37	Navyug Primary School, Room No. 2
17	Jamdar High School, Great Nag Road, Nagpur East side Room no.4	38	Navyug Primary School, Room No. 1
18	Jamdar High School, Great Nag Road, Nagpur West Side Building Room No. 2	39	Mahatma Gandhi Marathi, Lal Bahadur Shashtri Hindi Middle School Hanuman Nagar Nagpur South Side Room No. 1
19	Vidarbha Buniyadi Highschool, Mirchi Bazar, Nagpur, East Side Bhag Room No. 11	40	Mahatma Gandhi Marathi, Lal Bahadur Shashtri Hindi Middle School Hanuman Nagar Nagpur South Side Room No. 2
20	Vidarbha Buniyadi Highschool, Mirchi Bazar, Nagpur Room No. 14	41	Mahatma Gandhi Marathi, Lal Bahadur Shashtri Hindi Middle School Hanuman Nagar Nagpur South Side Room No. 4
21	Vidarbha Buniyadi Highschool, Mirchi Bazar, Nagpur Room No. 18	42	Mahatma Gandhi Marathi, Lal Bahadur Shashtri Hindi Middle School Hanuman Nagar Nagpur South Side Room No. 3

Contd....

Polling Station Level Election Results

Polling Station-wise Votes Secured by Overall Top Five Parties in Nagpur South Assembly in Assembly Election (AE) under Nagpur Parliamentary Constituency in Maharashtra (2019)

Number of Polling Station	Winner - Mohan Gopalrao Mate (BJP)	Runner-up - Girish Krushnarao Pandav (INC)	3rd - Shankar Pundalik Thool (BSP)	4th - Ramesh Krishnarao Pishe (VBA)	5th - Satish Vitthalrao Hole (IND)	NOTA	Other	Total Votes Secured
36	326	119	2	0	1	9	20	477
37	263	223	3	2	3	10	7	511
38	138	103	10	4	1	5	6	267
39	325	172	9	6	12	14	13	551
40	201	206	1	0	1	7	1	417
41	253	194	0	1	5	13	2	468
42	366	265	4	6	7	15	16	679
43	216	145	1	5	2	10	5	384
44	237	176	1	2	5	11	10	442
45	251	248	7	8	1	14	7	536
46	263	142	7	8	1	9	4	434
47	269	244	8	8	84	4	10	627
48	197	119	3	10	86	8	18	441
49	204	152	5	5	222	7	26	621
50	212	94	6	2	148	3	19	484
51	174	111	6	1	113	5	13	423
52	207	120	5	2	136	5	20	495
53	209	221	3	4	223	6	25	691
54	199	157	3	5	164	1	16	545
55	188	183	11	12	268	6	25	693
56	78	164	60	58	266	8	27	661
57	228	147	10	8	124	9	25	551
58	157	119	4	11	110	4	8	413
59	101	75	3	7	43	3	10	242
60	103	162	7	4	196	5	29	506
61	54	53	2	9	95	1	10	224
62	184	120	0	1	167	3	8	483
63	342	270	1	6	4	12	44	679
64	356	202	6	11	4	8	43	630
65	309	158	4	7	7	11	37	533
66	246	166	4	8	5	10	38	477
67	315	208	1	5	4	13	32	578
68	297	233	2	0	4	5	44	585
69	343	228	4	3	4	6	76	664
70	377	184	0	2	4	12	23	602

Contd....

Polling Station Level Election Results

Winner, Runner-up and 3rd Party Position & Winning Margin According to Polling Stations in Nagpur South Assembly in Assembly Election (AE) under Nagpur Parliamentary Constituency in Maharashtra (2019)

Polling Station Number	Winner Party	Winner Votes (%)	Runner-up Party	Runner-up Votes (%)	Winning Margin Votes (%)	Third Party	Third Party Votes (%)	Other Votes (%)
71	BJP	302 (53.08)	INC	202 (35.5)	100 (17.58)	IND (PNM)	18 (3.16)	47 (8.26)
72	BJP	445 (63.12)	INC	195 (27.66)	250 (35.46)	IND (KRK)	25 (3.55)	40 (5.67)
73	BJP	217 (50.94)	INC	128 (30.05)	89 (20.89)	IND (PNM)	53 (12.44)	28 (6.57)
74	BJP	296 (45.61)	INC	265 (40.83)	31 (4.78)	IND (KRK)	44 (6.78)	44 (6.78)
75	BJP	350 (60.98)	INC	141 (24.56)	209 (36.42)	IND (KRK)	52 (9.06)	31 (5.4)
76	BJP	204 (57.63)	INC	92 (25.99)	112 (31.64)	IND (KRK)	33 (9.32)	25 (7.06)
77	BJP	243 (47.74)	INC	148 (29.08)	95 (18.66)	IND (KRK)	86 (16.9)	32 (6.29)
78	BJP	212 (51.58)	INC	149 (36.25)	63 (15.33)	IND (SVH)	21 (5.11)	29 (7.06)
79	BJP	220 (58.51)	INC	107 (28.46)	113 (30.05)	IND (SVH)	18 (4.79)	31 (8.24)
80	INC	230 (38.53)	BJP	213 (35.68)	17 (2.85)	IND (PNM)	81 (13.57)	73 (12.23)
81	BJP	313 (53.32)	INC	164 (27.94)	149 (25.38)	IND (SVH)	57 (9.71)	53 (9.03)
82	BJP	250 (42.96)	INC	170 (29.21)	80 (13.75)	IND (SVH)	78 (13.4)	84 (14.43)
83	BJP	307 (48.58)	INC	231 (36.55)	76 (12.03)	IND (SVH)	53 (8.39)	41 (6.49)
84	BJP	277 (46.32)	INC	172 (28.76)	105 (17.56)	IND (PNM)	54 (9.03)	95 (15.89)
85	BJP	401 (46.2)	INC	296 (34.1)	105 (12.1)	VBA	54 (6.22)	117 (13.48)
86	BJP	236 (34.86)	INC	206 (30.43)	30 (4.43)	IND (PNM)	101 (14.92)	134 (19.79)
87	INC	354 (46.76)	BJP	232 (30.65)	122 (16.11)	BSP	75 (9.91)	96 (12.68)
88	INC	181 (43.2)	BJP	135 (32.22)	46 (10.98)	BSP	31 (7.4)	72 (17.18)
89	BJP	282 (47.47)	INC	193 (32.49)	89 (14.98)	IND (PNM)	32 (5.39)	87 (14.65)
90	INC	367 (82.47)	BJP	42 (9.44)	325 (73.03)	IND (PNM)	25 (5.62)	11 (2.47)
91	INC	400 (62.31)	BJP	167 (26.01)	233 (36.3)	IND (PNM)	54 (8.41)	21 (3.27)
92	INC	399 (73.89)	BJP	92 (17.04)	307 (56.85)	IND (PNM)	23 (4.26)	26 (4.81)
93	INC	429 (77.02)	BJP	86 (15.44)	343 (61.58)	IND (PNM)	23 (4.13)	19 (3.41)
94	BJP	338 (49.34)	INC	278 (40.58)	60 (8.76)	IND (SVH)	28 (4.09)	41 (5.99)
95	BJP	302 (52.52)	INC	217 (37.74)	85 (14.78)	IND (SVH)	17 (2.96)	39 (6.78)
96	BJP	346 (52.03)	INC	238 (35.79)	108 (16.24)	IND (SVH)	52 (7.82)	29 (4.36)
97	BJP	277 (45.48)	INC	256 (42.04)	21 (3.44)	IND (SVH)	35 (5.75)	41 (6.73)
98	BJP	303 (45.16)	INC	263 (39.2)	40 (5.96)	IND (SVH)	43 (6.41)	62 (9.24)
99	BJP	297 (53.23)	INC	209 (37.46)	88 (15.77)	IND (SVH)	14 (2.51)	38 (6.81)
100	BJP	367 (48.23)	INC	349 (45.86)	18 (2.37)	IND (SVH)	14 (1.84)	31 (4.07)
101	INC	267 (53.4)	BJP	184 (36.8)	83 (16.6)	VBA	21 (4.2)	28 (5.6)
102	INC	228 (51.35)	BJP	148 (33.33)	80 (18.02)	VBA	31 (6.98)	37 (8.33)
103	INC	282 (43.93)	BJP	276 (42.99)	6 (0.94)	VBA	36 (5.61)	48 (7.48)
104	INC	241 (44.46)	BJP	187 (34.5)	54 (9.96)	VBA	50 (9.23)	64 (11.81)
105	BJP	196 (46.12)	INC	183 (43.06)	13 (3.06)	BSP	17 (4)	29 (6.82)

Contd....

DISCLAIMER

The Terms of Use and Disclaimer of Datanet India Private Limited (hereinafter referred to as "Datanet") for use of this analysis report of **Nagpur South Assembly Constituency (Nagpur South Vidhan Sabha)** :-

1. **Assembly Factbook™** is a Registered Trade Mark owned by Datanet.
2. All the maps are sketched and graphical representation only and have not been drawn to the scale and also not to represent the actual geographical area or boundary of the unit.
3. The data for the aforesaid analysis is based on authentic sources and has been culled from the various publications of Census, CSO and NSSO for district and block level data, various central and state government departments, Central & State Elections Commissions and the concerned Returning Officers' releases, Electoral Rolls, Election results and allied publications, internal assessment, surveys, estimates and analysis. Therefore, certain adjustment of data at micro level may have been done to arrive closer to the macro data.
4. Data have been provided on an "As Is" and "As AVAILABLE" basis
5. The colours shown in the maps or diagram and charts of a particular party, alliance or AC are indicative and do not represent them.
6. This publication which includes maps, sheets, graphs and data would be the property under copyright of Datanet only. The user may use these for its internal study, analysis and research purposes. It's public display, re-selling or any commercial uses by the user are not allowed.
7. Datanet has taken due care and caution in compilation and processing of data and allied information, but does not guarantee the accuracy, adequacy or completeness of any information/analysis and will be not responsible for any errors or omissions or for the results obtained from the use of such information/analysis.
8. All the contents for the publication have been culled from various authentic sources and Datanet reasonably believes such sources to be reliable, but does not make any representations, express or implied as to the accuracy or fitness of use of such information. The information or contents of the information/analysis do not constitute advice and should not be relied upon in making (or refraining from making) any decision. Any reliance placed upon the information provided by Datanet is the sole responsibility and strictly at the user's risk.
9. In no event will Datanet be liable for any damages (including, without limitation, damages for loss of business projects, or loss of profits) arising in contract, tort or otherwise from the use of or inability to use any of its contents, or from any action taken (or refrained from being taken) as a result of using the analysis or any of its contents. Datanet its directors, owners, editors, officials, employees, distributor and agents or any associate will not be liable for any errors in the information contained or any consequences arising from the use of the contents of the provided information/analysis.
10. If any provision of these terms and conditions is held invalid or illegal or unenforceable for any reason by any court of competent jurisdiction, such provision shall be severed and the remainder of provisions of the terms and conditions shall continue in full force and effect as if the Term of Use had been executed with the invalid, illegal or unenforceable provision eliminated.
11. If there are any discrepancies in the information provided, please bring it to attention of Datanet for suitable rectification measures.

Buy Online This Complete Book At
Datanet India eBooks Store

www.indiastatpublications.com

or go directly at

[http://www.indiastatpublications.com/
Assembly_factbook/Maharashtra/Nagpur/ Nagpur_South](http://www.indiastatpublications.com/Assembly_factbook/Maharashtra/Nagpur/Nagpur_South)

 **india**stat**elections**

ISBN : 978-93-5293-294-8



9 78 93 52 93 29 48