



Maharashtra

Assembly Factbook™

Nagpur Central Assembly Constituency

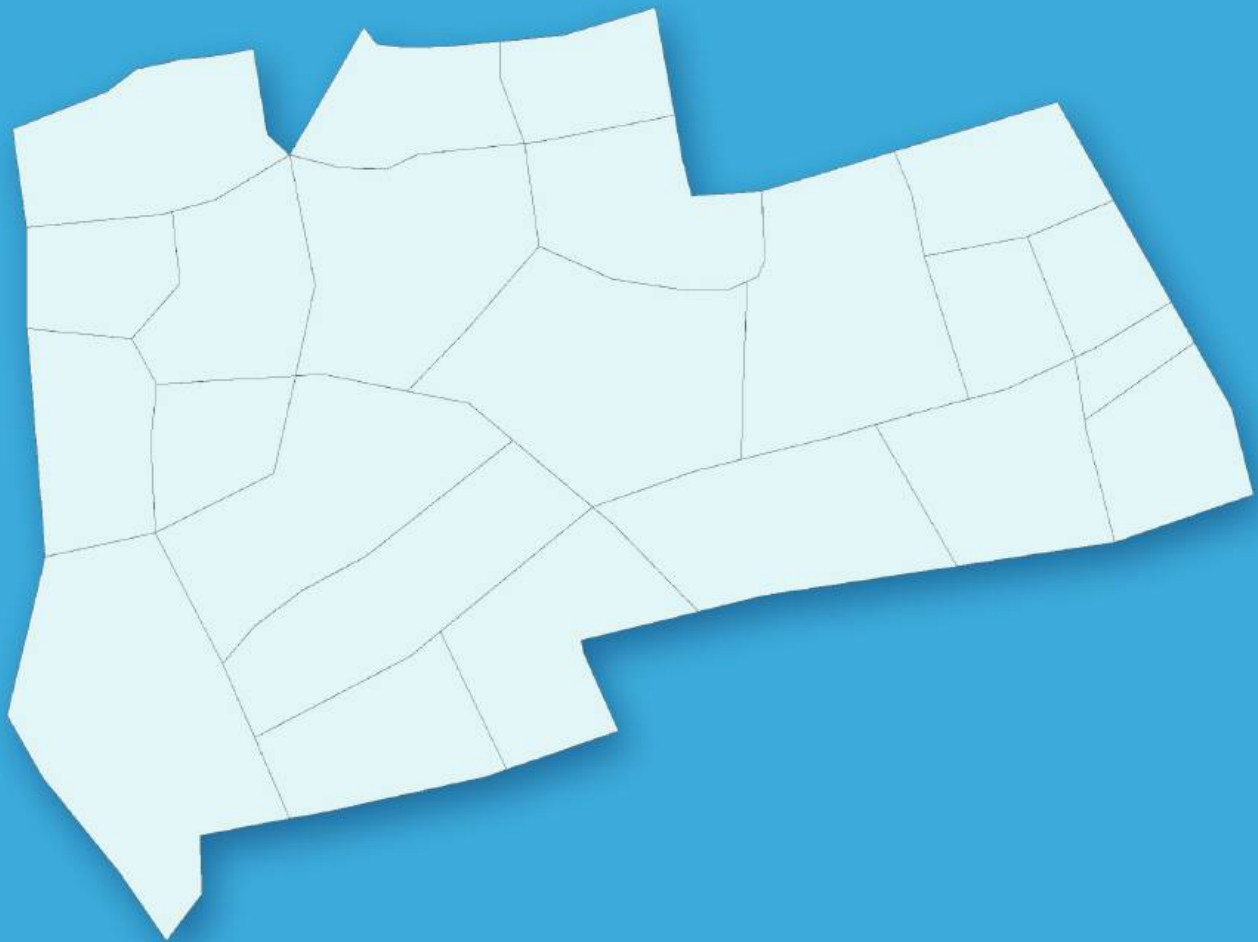


Key Electoral Data of Nagpur Central
Assembly Constituency (Vidhan Sabha)

Maharashtra

Assembly Factbook™

Nagpur Central Assembly Constituency



Nagpur Central Vidhan Sabha

Editor & Director

Dr. R.K. Thukral

Research Editor

Dr. Shafeeq Rahman

Compiled, Researched and Published by Datanet India Pvt. Ltd.

D-100, 1st Floor,

Okhla Industrial Area, Phase-I,
New Delhi- 110020.

Ph.: 91-11- 43580781-84

Email : support@indiastatpublications.com

Website : www.indiastatelections.com

Online Book Store :

www.indiastatpublications.com

Report No. : AFB/MH-055-0123

ISBN : 978-93-5293-291-7

First Edition : January, 2018

Sixth Updated Edition : January, 2023

Price : Rs.11500/-

US\$ 310

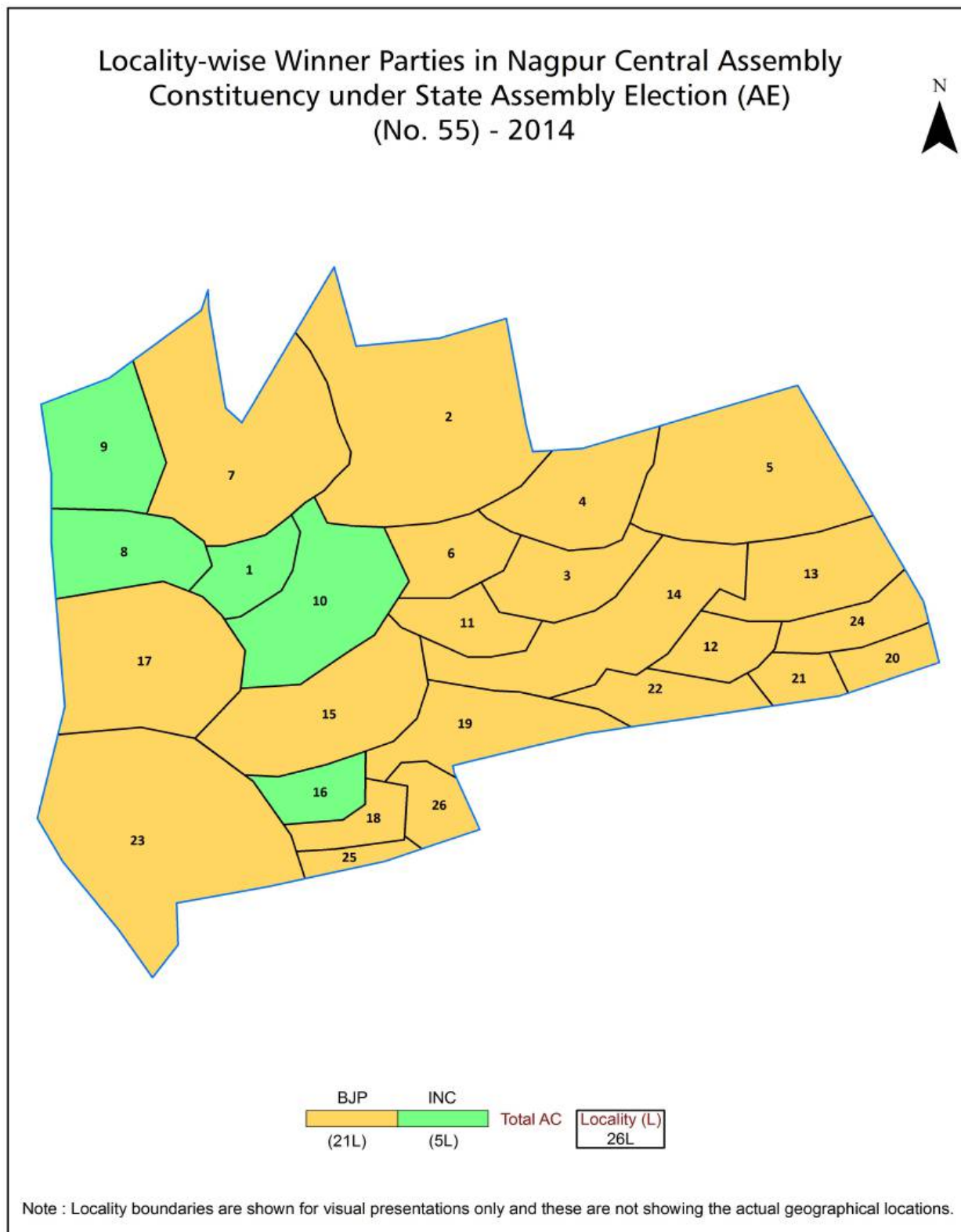
© Datanet India Pvt. Ltd.

All rights reserved. No part of this book may be reproduced, stored in a retrieval system or transmitted in any form or by any means, mechanical photocopying, photographing, scanning, recording or otherwise without the prior written permission of the publisher. Please refer to Disclaimer at page no. 171 for the use of this publication.

Printed in India

No.	Particulars	Page No.
	Introduction	
1	Assembly Constituency - (Vidhan Sabha) at a Glance Features of Assembly as per Delimitation Commission of India (2008)	1-2
	Location and Political Maps	
2	Location Map Boundaries of Assembly Constituency - (Vidhan Sabha) in District Boundaries of Assembly Constituency under Parliamentary Constituency - (Lok Sabha) Locality-wise Winner Parties- 2019-PE, 2019-AE, 2014-PE, 2014-AE	3-10
	Administrative Setup (2011)	
3	District Sub-district Towns Villages Inhabited Villages Uninhabited Villages Village Panchayat Intermediate Panchayat	11
	Demographics (2011)	
4	Population Households Rural/Urban Population Sex Ratio (Total & 0-6 Years) Religious Population Social Population Literacy Rate	12
	Electoral Features	
5	Important Dates of Last Elections Held Electors by Gender Service Electors Voters Voters Turnout Polling Stations & Average Number of Electors per Polling Station Electors by Age Group Present Elected Representatives	13-18
	Historical Summary Election Results	
6	Vote Share of Major Parties Winning Margin (Number & Percentage) Polarity of Parties Summary Result of Assembly Segment of Parliamentary Elections 2019, 2014, 2009, 2004 and 1999 Summary Result of Assembly Elections 2019, 2014, 2009, 2004, 1999, 1995, 1990, 1985, 1980, 1978, 1972 and 1967	19-42
	Polling Station Level Election Results	
7	Name and Number of Polling Station 2019-PE, 2019-AE, 2014-PE, 2014-AE Polling Station-wise Electors, Voters & Voters Turnout 2019-PE, 2019-AE, 2014-PE, 2014-AE Polling Station wise Elections Results 2019-PE, 2019-AE, 2014-PE, 2014-AE	43-164
	Share of Assembly Constituency	
8	Share of Assembly Constituency - (Vidhan Sabha) in State, District and Parliamentary Constituency - (Lok Sabha)	165
9	Abbreviation & Sources	168-169
10	Disclaimer	171

Location & Political Map

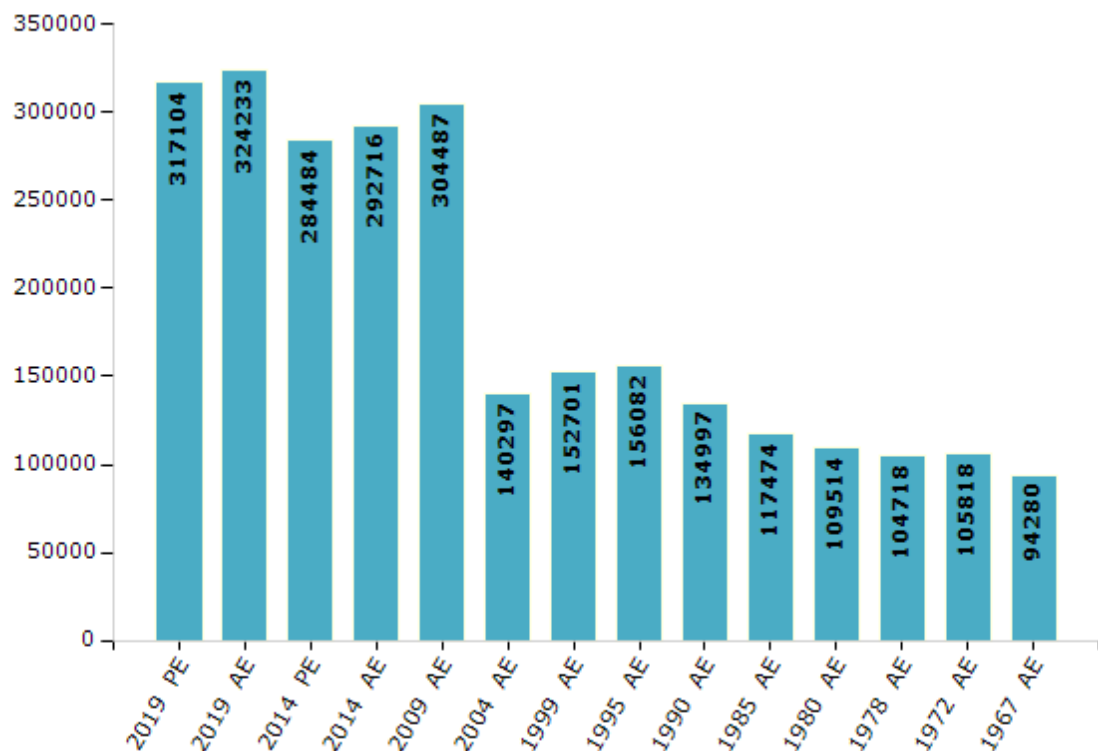


Electoral Features

Electors by Male & Female

Year	Male	Female	Others	Total	Year	Male	Female	Others	Total
2019 PE	160434	156662	8	317104	1999 AE	79668	73033	-	152701
2019 AE	163634	160588	11	324233	1995 AE	81085	74997	-	156082
2014 PE	146176	138304	4	284484	1990 AE	70413	64584	-	134997
2014 AE	150076	142636	4	292716	1985 AE	62708	54766	-	117474
2009 PE	-	-	-	-	1980 AE	57568	51946	-	109514
2009 AE	155731	148756	-	304487	1978 AE	55446	49272	-	104718
2004 PE	-	-	-	-	1972 AE	56068	49750	-	105818
2004 AE	72508	67789	-	140297	1967 AE	-	-	-	94280
1999 PE	-	-	-	-	1962 AE	-	-	-	-

Number of Electors



Note : AE : Assembly Election, PE : Assembly Segment of Parliamentary Election

Historical Summary Election Results

Summary Result of Assembly Election - 2014

Candidate Name	Party	Votes	Votes %
Kumbhare Vikas Shankarrao	BJP	87523	54.39
Anees Ahmed	INC	49452	30.73
Anjekar Onkar Bhaurao	BSP	5535	3.44
Mohd. Kamil Ansari	NCP	4818	2.99
Abha Bijju (Vijaykumar) Pande	IND	4449	2.76
Satish Namdevraoji Harde	SHS	3289	2.04
Shrawan Tukaram Khapekar	MNS	2267	1.41
Sheikh Rafique (Sahil)	IND	496	0.31
Hemant Pandey	IND	443	0.28
Vivek Kishor Mangalkar	IND	424	0.26
Dr. Surendra Pandit	IND	217	0.13
Kartik Gendlalji Doke	IND	188	0.12
Ahmad Shibli	IND	153	0.1
Chandu Prince Izmulawar	IND	151	0.09
Sanjay Dashrath Nandanwar	IND	143	0.09
Amit Ashok Bansod	APoI	125	0.08
Girish Vidhyabhushan Titarmare (Guruji)	IND	97	0.06
Mohd Ayyub Khan	IND	85	0.05
Ajagar Ali Wajir Ali	IND	71	0.04
Ashok Krushnarao Umathe	IND	70	0.04
	NOTA	930	0.58

Polling Station Level Election Results

Number and Name of Polling Stations (PS) (2019 AE)

Number of Polling Stations	Name of Polling Stations	Number of Polling Stations	Name of Polling Stations
1	N.M.C Abdul Jalil Choudhari Samaj Bhawan, Room No. 3	22	Mahatma Jyotiba Phule High School, Naik Talao, Room No. 1
2	N.M.C Abdul Jalil Choudhari Samaj Bhawan, Room No. 4	23	Mahatma Jyotiba Phule High School, Naik Talao, Room No. 2
3	Islamiya High School, Boriyapura, Room No.1	24	Mahatma Jyotiba Phule High School, Naik Talao, Room No. 3
4	Islamiya High School, Boriyapura, Room No.2	25	Mahatma Jyotiba Phule High School, Naik Talao, Room No. 4
5	Islamiya High School, Boriyapura, Room No.3	26	Mahatma Jyotiba Phule High School, Naik Talao, Room No. 5
6	Urdu Uppar Pri. School Mohammad Ali Sarai Room No. 1	27	Mahatma Jyotiba Phule High School, Naik Talao, Room No. 6
7	NMC Dr. Ambedkar Sandesh Library, Barse Nagar Room No.1	28	Mahatma Jyotiba Phule High School, Naik Talao, Room No. 7
8	NMC Dr. Ambedkar Sandesh Library, Barse Nagar Room No.2	29	Mahatma Jyotiba Phule High School, Naik Talao, Room No. 8
9	NMC Karmaveer Shinde Primary School, Barse Nagar Room No. 1	30	Sant Kabir Uchh Primary School & High School, Naik Talav, Bangladesh, Room No. 1
10	NMC Karmaveer Shinde Primary School, Barse Nagar Room No. 2	31	Sant Kabir Uchh Primary School & High School, Naik Talav, Bangladesh, Room No. 2
11	NMC Karmaveer Shinde Primary School, Barse Nagar Room No. 3	32	Sant Kabir Uchh Primary School & High School, Naik Talav, Bangladesh, Room No. 3
12	NMC Karmaveer Shinde Primary School, Barse Nagar Room No. 4	33	Sant Kabir Uchh Primary School & High School, Naik Talav, Bangladesh, Room No. 4
13	NMC Tandapeth Primary School, Kumbharpura, Room No. 1	34	Pandit Nehru Convent, Tandapeth, Room No. 1
14	Radheshyam Uchh High School, Navin Wasti Tandapeth, Room No. 1	35	Pandit Nehru Convent, Tandapeth, Room No. 2
15	Radheshyam Uchh High School, Navin Wasti Tandapeth, Room No. 2	36	NMC Vachnalay, Tandapeth
16	NMC Tandapeth Hindi Primary School, Room No. 1	37	Nav Shakti Uchha Primary School & High School Adarsh Vinkar Colony, Tandapeth Room No. 7
17	NMC Tandapeth Hindi Primary School, Room No. 2	38	Nav-Shakti Uchh Primary School & High School Adarsh Vinkar Colony ,Tandapeth, Room No. 1
18	Radheshyam Uchh High School, Navin Wasti Tandapeth, Room No. 3	39	Nav-Shakti Uchh Primary School & High School Adarsh Vinkar Colony ,Tandapeth, Room No. 2
19	Om High School Mehandibag Road, Khairipura, R. No. 1	40	Nav-Shakti Uchh Primary School & High School Adarsh Vinkar Colony ,Tandapeth, Room No. 3
20	Om High School Mehandibag Road, Khairipura, R. No. 2	41	Nav-Shakti Uchh Primary School & High School Adarsh Vinkar Colony ,Tandapeth, Room No. 4
21	Om High School Mehandibag Road, Khairipura, R. No. 3	42	Nav-Shakti Uchh Primary School & High School Adarsh Vinkar Colony ,Tandapeth, Room No. 5

Contd....

Polling Station Level Election Results

Polling Station-wise Votes Secured by Overall Top Five Parties in Nagpur Central Assembly in Assembly Election (AE) under Nagpur Parliamentary Constituency in Maharashtra (2019)

Number of Polling Station	Winner - Vikas Shankarrao Kumbhare (BJP)	Runner-up - Bunty Baba Shelke (INC)	3rd - Abdul Sharique Patel (AIMIM)	4th - Dharmendra Mandlik (BSP)	5th - Kamlesh Harihar Bhagatkar (VBA)	NOTA	Other	Total Votes Secured
36	443	119	5	4	2	11	9	593
37	217	73	6	1	1	3	7	308
38	438	114	18	3	3	9	12	597
39	387	113	2	1	2	7	9	521
40	162	249	61	3	5	2	13	495
41	97	296	77	8	0	2	6	486
42	476	90	1	3	3	6	3	582
43	510	125	5	5	0	5	9	659
44	248	208	1	3	2	4	7	473
45	211	99	0	1	1	1	1	314
46	213	98	1	2	0	3	3	320
47	233	212	1	1	0	2	2	451
48	352	205	1	2	0	13	8	581
49	296	140	3	2	0	9	2	452
50	405	177	4	4	1	4	5	600
51	289	120	7	5	1	15	2	439
52	414	159	3	1	2	14	3	596
53	335	125	3	2	5	5	4	479
54	399	130	1	1	0	9	7	547
55	179	65	5	11	9	2	2	273
56	371	197	6	3	8	3	6	594
57	322	104	3	0	5	3	0	437
58	367	103	2	0	4	3	1	480
59	278	99	0	2	0	9	0	388
60	402	110	3	11	3	6	5	540
61	464	95	1	1	2	7	5	575
62	484	80	2	3	0	11	11	591
63	374	80	2	0	8	7	4	475
64	451	151	8	2	0	10	6	628
65	341	119	0	2	0	9	2	473
66	563	109	0	3	0	10	3	688
67	546	100	3	9	3	6	8	675
68	523	123	7	3	7	12	5	680
69	547	116	3	6	6	6	3	687
70	17	359	159	2	0	3	4	544

Contd....

Polling Station Level Election Results

Winner, Runner-up and 3rd Party Position & Winning Margin According to Polling Stations in Nagpur Central Assembly in Assembly Election (AE) under Nagpur Parliamentary Constituency in Maharashtra (2019)

Polling Station Number	Winner Party	Winner Votes (%)	Runner-up Party	Runner-up Votes (%)	Winning Margin Votes (%)	Third Party	Third Party Votes (%)	Other Votes (%)
71	INC	309 (55.48)	AIMIM	222 (39.86)	87 (15.62)	BJP	21 (3.77)	5 (0.9)
72	INC	363 (61.21)	AIMIM	141 (23.78)	222 (37.43)	BJP	79 (13.32)	10 (1.69)
73	INC	305 (59.57)	AIMIM	161 (31.45)	144 (28.12)	BJP	38 (7.42)	8 (1.56)
74	INC	272 (50.46)	BJP	154 (28.57)	118 (21.89)	AIMIM	102 (18.92)	11 (2.04)
75	NV	NV (NV)	NV	NV (NV)	NV (NV)	NV	NV (NV)	NV (NV)
76	NV	NV (NV)	NV	NV (NV)	NV (NV)	NV	NV (NV)	NV (NV)
77	INC	305 (51.52)	BJP	203 (34.29)	102 (17.23)	AIMIM	79 (13.34)	5 (0.84)
78	INC	359 (66.98)	AIMIM	100 (18.66)	259 (48.32)	BJP	62 (11.57)	15 (2.8)
79	BJP	267 (53.4)	INC	187 (37.4)	80 (16)	AIMIM	26 (5.2)	20 (4)
80	BJP	324 (50.7)	INC	288 (45.07)	36 (5.63)	AIMIM	19 (2.97)	8 (1.25)
81	BJP	294 (67.59)	INC	115 (26.44)	179 (41.15)	AIMIM	9 (2.07)	17 (3.91)
82	BJP	206 (66.88)	INC	80 (25.97)	126 (40.91)	AIMIM	8 (2.6)	14 (4.55)
83	BJP	244 (67.4)	INC	91 (25.14)	153 (42.26)	AIMIM	20 (5.52)	7 (1.93)
84	BJP	256 (68.45)	INC	91 (24.33)	165 (44.12)	AIMIM	20 (5.35)	7 (1.87)
85	INC	316 (45.6)	AIMIM	285 (41.13)	31 (4.47)	BJP	57 (8.23)	35 (5.05)
86	INC	280 (49.91)	AIMIM	221 (39.39)	59 (10.52)	BJP	41 (7.31)	19 (3.39)
87	INC	266 (47.67)	AIMIM	192 (34.41)	74 (13.26)	BJP	71 (12.72)	29 (5.2)
88	INC	79 (38.54)	BJP	51 (24.88)	28 (13.66)	AIMIM	37 (18.05)	38 (18.54)
89	BJP	262 (42.74)	INC	216 (35.24)	46 (7.5)	AIMIM	68 (11.09)	67 (10.93)
90	BJP	228 (55.75)	INC	99 (24.21)	129 (31.54)	BSP	44 (10.76)	38 (9.29)
91	BJP	451 (64.61)	INC	159 (22.78)	292 (41.83)	VBA	42 (6.02)	46 (6.59)
92	BJP	481 (75.16)	INC	126 (19.69)	355 (55.47)	VBA	11 (1.72)	22 (3.44)
93	BJP	404 (71.25)	INC	135 (23.81)	269 (47.44)	AIMIM	20 (3.53)	8 (1.41)
94	BJP	372 (51.67)	INC	251 (34.86)	121 (16.81)	AIMIM	64 (8.89)	33 (4.58)
95	INC	352 (48.02)	BJP	219 (29.88)	133 (18.14)	AIMIM	145 (19.78)	17 (2.32)
96	INC	200 (47.62)	BJP	86 (20.48)	114 (27.14)	VBA	59 (14.05)	75 (17.86)
97	INC	152 (43.18)	BJP	91 (25.85)	61 (17.33)	BSP	47 (13.35)	62 (17.61)
98	INC	521 (76.51)	AIMIM	97 (14.24)	424 (62.27)	BJP	30 (4.41)	33 (4.85)
99	INC	275 (71.24)	AIMIM	68 (17.62)	207 (53.62)	BJP	25 (6.48)	18 (4.66)
100	INC	259 (59.95)	AIMIM	120 (27.78)	139 (32.17)	BJP	39 (9.03)	14 (3.24)
101	INC	426 (71.72)	AIMIM	120 (20.2)	306 (51.52)	BJP	42 (7.07)	6 (1.01)
102	BJP	117 (60.94)	INC	61 (31.77)	56 (29.17)	AIMIM	6 (3.13)	8 (4.17)
103	INC	106 (66.25)	BJP	33 (20.63)	73 (45.62)	AIMIM	18 (11.25)	3 (1.88)
104	INC	121 (59.02)	BJP	62 (30.24)	59 (28.78)	BSP	10 (4.88)	12 (5.85)
105	INC	66 (60.55)	BJP	35 (32.11)	31 (28.44)	AIMIM	4 (3.67)	4 (3.67)

Contd....

DISCLAIMER

The Terms of Use and Disclaimer of Datanet India Private Limited (hereinafter referred to as "Datanet") for use of this analysis report of **Nagpur Central Assembly Constituency (Nagpur Central Vidhan Sabha)** :-

1. **Assembly Factbook™** is a Registered Trade Mark owned by Datanet.
2. All the maps are sketched and graphical representation only and have not been drawn to the scale and also not to represent the actual geographical area or boundary of the unit.
3. The data for the aforesaid analysis is based on authentic sources and has been culled from the various publications of Census, CSO and NSSO for district and block level data, various central and state government departments, Central & State Elections Commissions and the concerned Returning Officers' releases, Electoral Rolls, Election results and allied publications, internal assessment, surveys, estimates and analysis. Therefore, certain adjustment of data at micro level may have been done to arrive closer to the macro data.
4. Data have been provided on an "As Is" and "As AVAILABLE" basis
5. The colours shown in the maps or diagram and charts of a particular party, alliance or AC are indicative and do not represent them.
6. This publication which includes maps, sheets, graphs and data would be the property under copyright of Datanet only. The user may use these for its internal study, analysis and research purposes. It's public display, re-selling or any commercial uses by the user are not allowed.
7. Datanet has taken due care and caution in compilation and processing of data and allied information, but does not guarantee the accuracy, adequacy or completeness of any information/analysis and will be not responsible for any errors or omissions or for the results obtained from the use of such information/analysis.
8. All the contents for the publication have been culled from various authentic sources and Datanet reasonably believes such sources to be reliable, but does not make any representations, express or implied as to the accuracy or fitness of use of such information. The information or contents of the information/analysis do not constitute advice and should not be relied upon in making (or refraining from making) any decision. Any reliance placed upon the information provided by Datanet is the sole responsibility and strictly at the user's risk.
9. In no event will Datanet be liable for any damages (including, without limitation, damages for loss of business projects, or loss of profits) arising in contract, tort or otherwise from the use of or inability to use any of its contents, or from any action taken (or refrained from being taken) as a result of using the analysis or any of its contents. Datanet its directors, owners, editors, officials, employees, distributor and agents or any associate will not be liable for any errors in the information contained or any consequences arising from the use of the contents of the provided information/analysis.
10. If any provision of these terms and conditions is held invalid or illegal or unenforceable for any reason by any court of competent jurisdiction, such provision shall be severed and the remainder of provisions of the terms and conditions shall continue in full force and effect as if the Term of Use had been executed with the invalid, illegal or unenforceable provision eliminated.
11. If there are any discrepancies in the information provided, please bring it to attention of Datanet for suitable rectification measures.

Buy Online This Complete Book At
Datanet India eBooks Store

www.indiastatpublications.com

or go directly at

[http://www.indiastatpublications.com/
Assembly_factbook/Maharashtra/Nagpur/ Nagpur_Central](http://www.indiastatpublications.com/Assembly_factbook/Maharashtra/Nagpur/Nagpur_Central)

 **india**stat**elections**

ISBN : 978-93-5293-291-7

