



Maharashtra

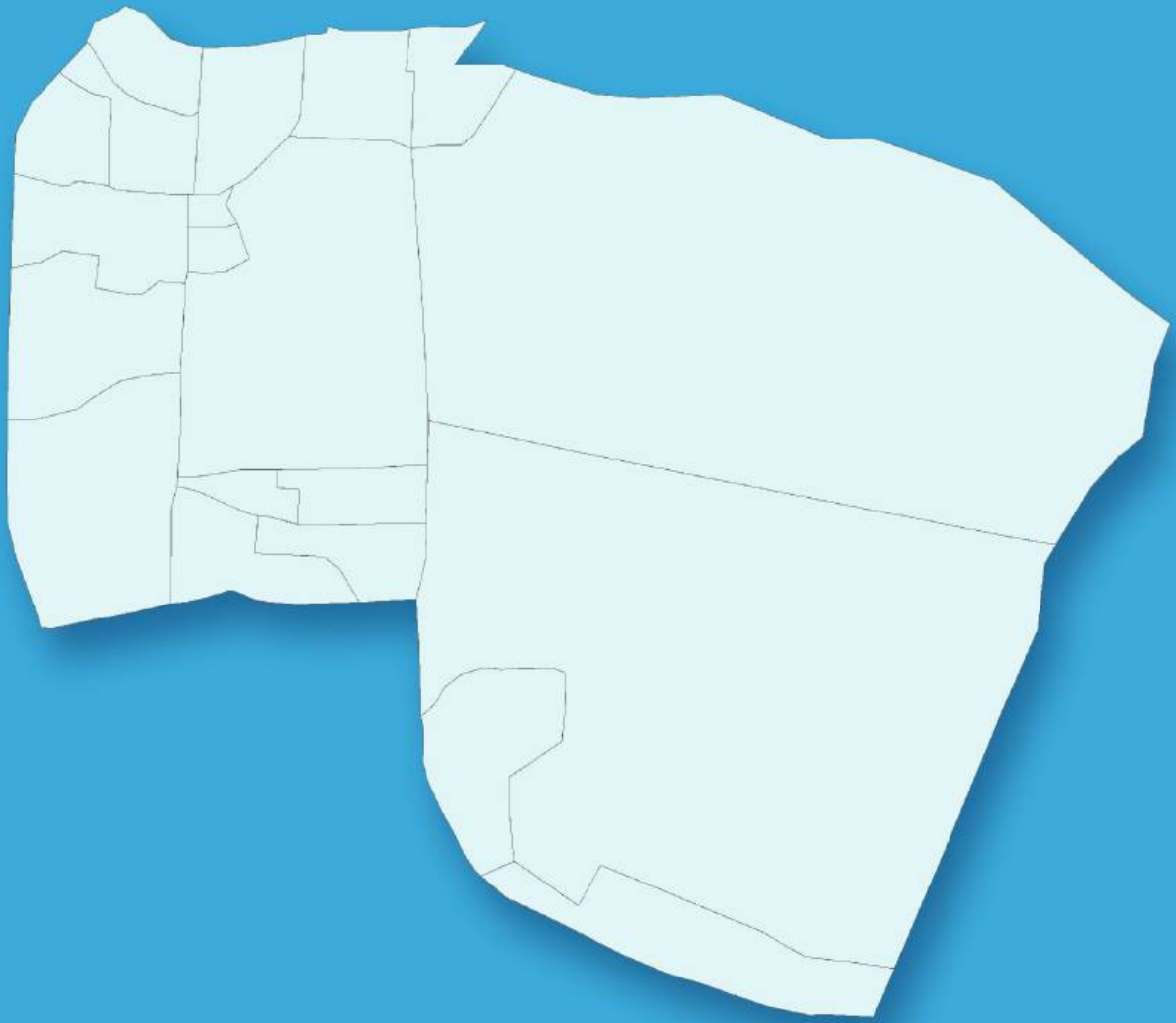
Assembly Factbook™

Dindoshi Assembly Constituency



Key Electoral Data of Dindoshi
Assembly Constituency (Vidhan Sabha)

Maharashtra
Assembly FactbookTM
Dindoshi Assembly Constituency



Dindoshi Vidhan Sabha

Editor & Director

Dr. R.K. Thukral

Research Editor

Dr. Shafeeq Rahman

Compiled, Researched and Published by Datanet India Pvt. Ltd.

D-100, 1st Floor,

Okhla Industrial Area, Phase-I,
New Delhi- 110020.

Ph.: 91-11- 43580781-84

Email : support@indiastatpublications.com

Website : www.indiastatelections.com

Online Book Store :

www.indiastatpublications.com

Report No. : AFB/MH-159-0123

ISBN : 978-93-5293-212-2

First Edition : January, 2018

Sixth Updated Edition : January, 2023

Price : Rs.11500/-

US\$ 310

© Datanet India Pvt. Ltd.

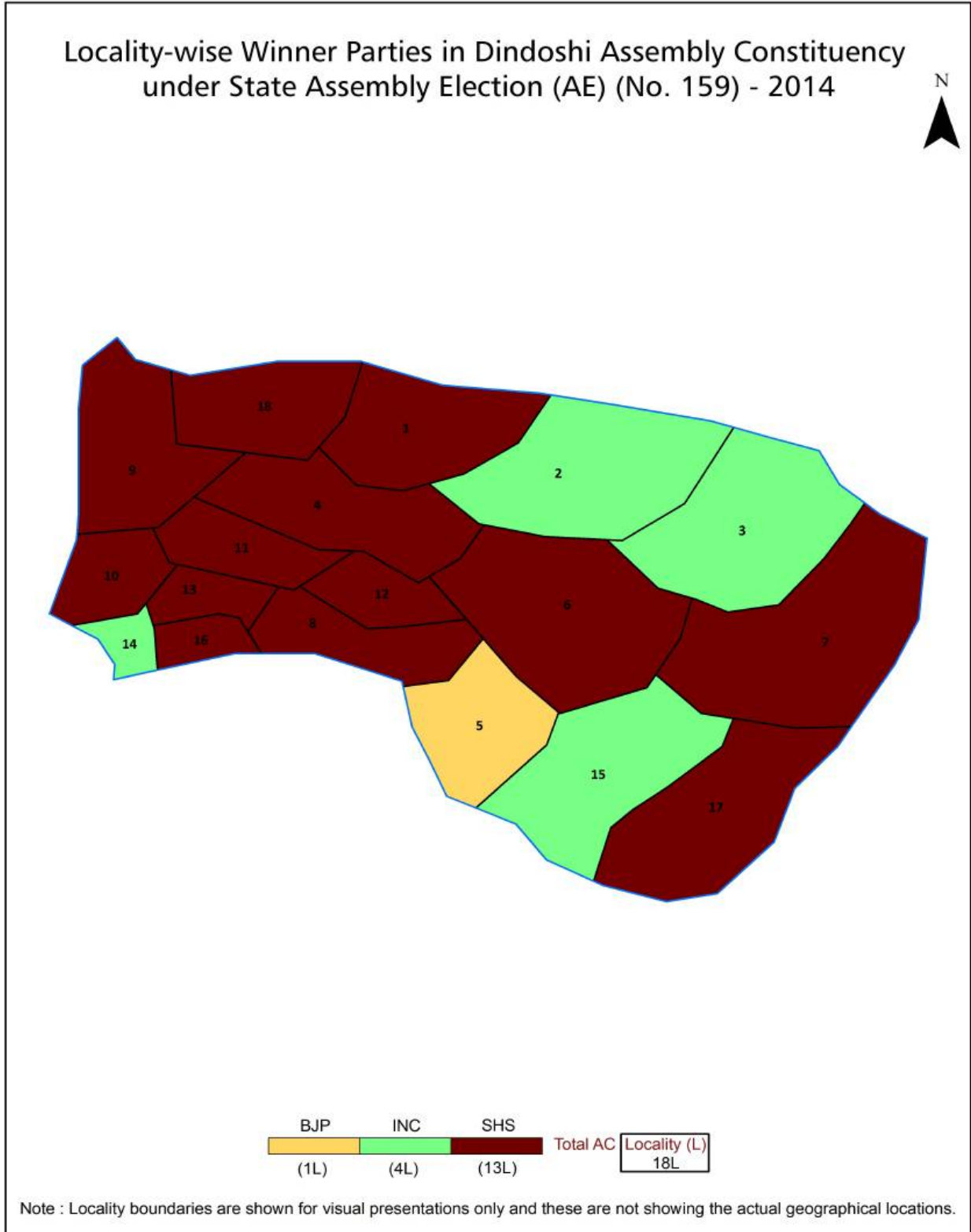
All rights reserved. No part of this book may be reproduced, stored in a retrieval system or transmitted in any form or by any means, mechanical photocopying, photographing, scanning, recording or otherwise without the prior written permission of the publisher. Please refer to Disclaimer at page no. 137 for the use of this publication.

Printed in India

Contents

No.	Particulars	Page No.
	Introduction	
1	Assembly Constituency - (Vidhan Sabha) at a Glance Features of Assembly as per Delimitation Commission of India (2008)	1-2
	Location and Political Maps	
2	Location Map Boundaries of Assembly Constituency - (Vidhan Sabha) in District Boundaries of Assembly Constituency under Parliamentary Constituency - (Lok Sabha) Locality-wise Winner Parties- 2019-AE, 2014-PE, 2014-AE and 2009-PE	3-10
	Administrative Setup (2011)	
3	District Sub-district Towns Villages Inhabited Villages Uninhabited Villages Village Panchayat Intermediate Panchayat	11
	Demographics (2011)	
4	Population Households Rural/Urban Population Sex Ratio (Total & 0-6 Years) Religious Population Social Population Literacy Rate	12
	Electoral Features	
5	Important Dates of Last Elections Held Electors by Gender Service Electors Voters Voters Turnout Polling Stations & Average Number of Electors per Polling Station Electors by Age Group Present Elected Representatives	13-18
	Historical Summary Election Results	
6	Vote Share of Major Parties Winning Margin (Number & Percentage) Polarity of Parties Summary Result of Assembly Segment of Parliamentary Elections 2019, 2014 and 2009 Summary Result of Assembly Elections 2019, 2014 and 2009	19-28
	Polling Station Level Election Results	
7	Name and Number of Polling Station 2019-AE, 2014-PE, 2014-AE and 2009-PE Polling Station-wise Electors, Voters & Voters Turnout 2019-AE, 2014-PE, 2014-AE and 2009-PE Polling Station wise Elections Results 2019-AE, 2014-PE, 2014-AE and 2009-PE	29-130
	Share of Assembly Constituency	
8	Share of Assembly Constituency - (Vidhan Sabha) in State, District and Parliamentary Constituency - (Lok Sabha)	131
9	Abbreviation & Sources	134-135
10	Disclaimer	137

Location & Political Map

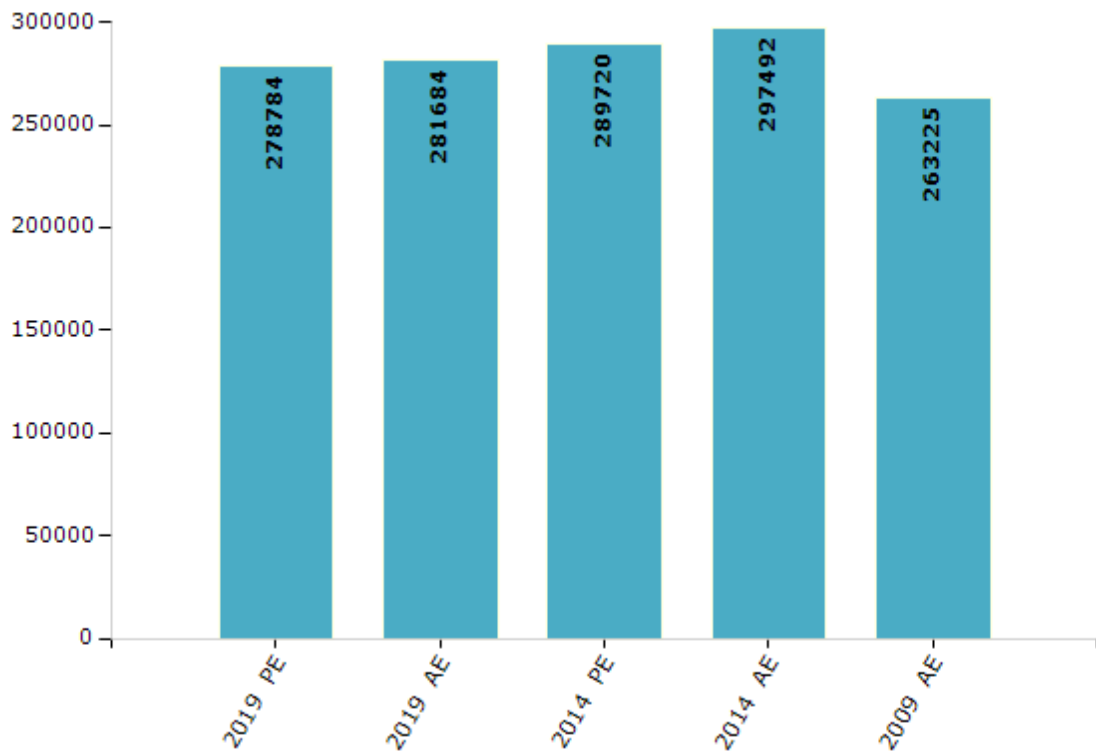


Electoral Features

Electors by Male & Female

Year	Male	Female	Others	Total	Year	Male	Female	Others	Total
2019 PE	162009	116772	3	278784	1999 AE	-	-	-	-
2019 AE	163524	118156	4	281684	1995 AE	-	-	-	-
2014 PE	171205	118515	0	289720	1990 AE	-	-	-	-
2014 AE	175247	122245	0	297492	1985 AE	-	-	-	-
2009 PE	-	-	-	-	1980 AE	-	-	-	-
2009 AE	156881	106344	-	263225	1978 AE	-	-	-	-
2004 PE	-	-	-	-	1972 AE	-	-	-	-
2004 AE	-	-	-	-	1967 AE	-	-	-	-
1999 PE	-	-	-	-	1962 AE	-	-	-	-

Number of Electors



Note : AE : Assembly Election, PE : Assembly Segment of Parliamentary Election

Historical Summary Election Results

Summary Result of Assembly Election - 2014

Candidate Name	Party	Votes	Votes %
Sunil Prabhu	SHS	56577	35.47
Rajhans Singh Dhananjay Singh	INC	36749	23.04
Mohit Kamboj	BJP	36169	22.67
Thackeray Shalini Jeetendra	MNS	14662	9.19
Raorane Ajit Balkrishna	NCP	8550	5.36
Hussain Ismail Taj	AIMIM	1637	1.03
Maurya Raghavprasad Shivjiprasad	BSP	1421	0.89
Shafique Azmi "Hitlar"	SP	931	0.58
Sanjay Vishvanath Sakpal	IND	417	0.26
Admane Javed Ali	PWPI	397	0.25
Shankar Khandu Kamble	BMUP	187	0.12
S K Jha	NBPP	157	0.1
Gajanan Tukaram Sonkamble	IND	149	0.09
Vaibhav Youvraj Mane	IND	136	0.09
Amol Suresh Phadataré	IND	120	0.08
Dhananjay Avdhoot Kushe	IND	120	0.08
	NOTA	1139	0.71

Polling Station Level Election Results

Number and Name of Polling Stations (PS) (2019 AE)

Number of Polling Stations	Name of Polling Stations	Number of Polling Stations	Name of Polling Stations
1	Dyanganga Edjucation Trust School, A Wing, Gr. Fl	22	Anudatta Vidyalay, Marathi Medium,Gr. Flr. Room N
2	Dyanganga Edjucation Trust School, A Wing, Gr. Fl	23	Anudatta Vidyalay, Marathi Medium,Gr. Flr. Room N
3	Dyanganga Edjucation Trust School, A Wing, 1st Fl	24	Anudatta Vidyalay, Marathi Medium,Gr. Flr. Room N
4	Dyanganga Edjucation Trust School, A Wing, 1st Fl	25	Anudatta Vidyalay, HIndi Medium,Gr. Flr. Room No.
5	Dyanganga Edjucation Trust School, A Wing, Gr. Fl	26	Anudatt Vidyalaya, Hindi Medium, Gr. Flr., Room No
6	Dyanganga Edjucation Trust School, A Wing, Gr. Fl	27	Anudatta Vidyalay, Hindi Medium,Gr. Flr. Room No.
7	Dyanganga Edjucation Trust School, B Wing, Gr. Fl	28	Anudatta Vidyalay, Hindi Medium,Gr. Flr. Room No.
8	Dyanganga Edjucation Trust School, C Wing, Gr. Fl	29	Anudatta Vidyalay, Hindi Medium,Gr. Flr. Room No.
9	Dyanganga Edjucation Trust School, C Wing, Gr. Fl	30	Anudatta Vidyalay, Hindii Medium,Gr. Flr. Room No
10	Pal Dharmendra Hindi High School, Gr. Flr. Room N	31	Anudatta Vidyalay, Hindii Medium,Gr. Flr. Room No
11	Pal Dharmendra Hindi High School, Gr. Flr. Room N	32	Anudatta Vidyalay, English Medium, Gr. Flr. Room N
12	Pal Dharmendra Hindi High School, Gr. Flr. Room N	33	Anudatta Vidyalay, English Medium, Gr. Flr. Room N
13	Pal Dharmendra Hindi High School, Gr. Flr. Room N	34	Anudatta Vidyalay, English Medium, Gr. Flr. Room N
14	Pal Dharmendra Hindi High School, 1st Flr. Room N	35	Anudatta vidyalay English medium Gr. Flr. Room No.
15	Pal Dharmendra Hindi High School, 1st Flr. Room N	36	Nutan Vidya Mandir Gr.Flr. Room No.1
16	Pal Dharmendra Hindi High School, 1st Flr. Room N	37	Nutan Vidya Mandir Gr.Flr. Room No.2
17	Anudatta Vidyalay, Marathi Medium,Gr. Flr. Room N	38	Nutan Vidya Mandir Gr.Flr. Room No.3
18	Anudatt Vidyalaya, Marathi Medium, Gr. Flr., Room	39	Nutan Vidya Mandir Gr.Flr. Room No.4
19	Anudatta Vidyalay, Marathi Medium,Gr. Flr. Room N	40	Nutan Vidya Mandir Gr.Flr. Room No.5
20	Anudatt Vidyalaya, Marathi Medium, Gr. Flr., Room	41	Pandal :Open Place Between Satyam 1B & Shivam 1B-A
21	Anudatta Vidyalay, Marathi Medium,Gr. Flr. Room N	42	Pandal :Open Place Between Satyam 1B & Shivam 1B -

Contd....

Polling Station Level Election Results

Polling Station-wise Votes Secured by Overall Top Five Parties in Dindoshi Assembly in Assembly Election (AE) under Mumbai North-West Parliamentary Constituency in Maharashtra (2019)

Number of Polling Station	Winner - Sunil Prabhu (SHS)	Runner-up - Vidya Chavan (NCP)	3rd - Arun Dhondiram Surve (MNS)	4th - Siddharth Atmaram Kakde (VBA)	5th - Amit Suryakant Swami (BVA)	NOTA	Other	Total Votes Secured
36	240	218	173	2	4	9	9	655
37	368	200	87	9	8	10	13	695
38	236	243	81	13	4	8	9	594
39	308	169	85	9	4	12	14	601
40	319	133	167	0	1	10	4	634
41	306	56	27	5	2	23	4	423
42	299	12	237	2	2	7	5	564
43	410	38	222	9	2	10	18	709
44	153	20	157	1	3	4	2	340
45	269	102	274	2	1	11	8	667
46	274	163	150	0	3	8	7	605
47	334	75	222	9	9	12	16	677
48	326	102	201	11	6	13	9	668
49	341	106	160	2	8	13	25	655
50	219	151	81	1	10	11	4	477
51	197	76	122	4	3	5	4	411
52	175	186	87	0	5	2	4	459
53	236	200	106	22	2	6	9	581
54	348	32	240	0	2	6	1	629
55	239	43	150	2	2	8	4	448
56	409	123	342	12	5	11	8	910
57	270	210	133	7	24	10	10	664
58	258	165	147	9	12	5	4	600
59	270	116	117	2	11	6	9	531
60	393	122	147	3	36	14	7	722
61	340	166	228	1	59	5	12	811
62	319	203	131	1	7	8	2	671
63	271	309	66	1	8	7	8	670
64	336	295	174	4	6	10	8	833
65	183	168	155	5	11	4	8	534
66	170	199	76	2	2	4	7	460
67	250	332	171	19	4	11	10	797
68	423	96	316	3	1	11	8	858
69	240	79	145	3	2	5	21	495
70	237	79	119	4	3	6	13	461

Contd....

Polling Station Level Election Results

Winner, Runner-up and 3rd Party Position & Winning Margin According to Polling Stations in Dindoshi Assembly in Assembly Election (AE) under Mumbai North-West Parliamentary Constituency in Maharashtra (2019)

Polling Station Number	Winner Party	Winner Votes (%)	Runner-up Party	Runner-up Votes (%)	Winning Margin Votes (%)	Third Party	Third Party Votes (%)	Other Votes (%)
71	SHS	423 (52.29)	MNS	180 (22.25)	243 (30.04)	NCP	131 (16.19)	75 (9.27)
72	SHS	412 (55.3)	NCP	168 (22.55)	244 (32.75)	MNS	131 (17.58)	34 (4.56)
73	SHS	262 (57.21)	NCP	93 (20.31)	169 (36.9)	MNS	83 (18.12)	20 (4.37)
74	SHS	324 (55.1)	MNS	136 (23.13)	188 (31.97)	NCP	102 (17.35)	26 (4.42)
75	SHS	418 (60.23)	MNS	179 (25.79)	239 (34.44)	NCP	72 (10.37)	25 (3.6)
76	SHS	457 (58.44)	MNS	173 (22.12)	284 (36.32)	NCP	112 (14.32)	40 (5.12)
77	NCP	388 (50.32)	SHS	271 (35.15)	117 (15.17)	MNS	60 (7.78)	52 (6.74)
78	NCP	291 (47.01)	SHS	174 (28.11)	117 (18.9)	MNS	114 (18.42)	40 (6.46)
79	NCP	320 (44.57)	SHS	210 (29.25)	110 (15.32)	MNS	117 (16.3)	71 (9.89)
80	NCP	286 (63.7)	SHS	84 (18.71)	202 (44.99)	MNS	44 (9.8)	35 (7.8)
81	NCP	329 (67.7)	SHS	88 (18.11)	241 (49.59)	MNS	40 (8.23)	29 (5.97)
82	NCP	329 (44.76)	SHS	268 (36.46)	61 (8.3)	VBA	61 (8.3)	77 (10.48)
83	SHS	168 (39.72)	NCP	147 (34.75)	21 (4.97)	MNS	60 (14.18)	48 (11.35)
84	SHS	483 (69.5)	MNS	109 (15.68)	374 (53.82)	NCP	72 (10.36)	31 (4.46)
85	SHS	386 (60.6)	MNS	115 (18.05)	271 (42.55)	NCP	91 (14.29)	45 (7.06)
86	SHS	394 (66.22)	NCP	95 (15.97)	299 (50.25)	MNS	80 (13.45)	26 (4.37)
87	SHS	337 (49.34)	MNS	296 (43.34)	41 (6)	NCP	25 (3.66)	25 (3.66)
88	SHS	212 (44.44)	MNS	197 (41.3)	15 (3.14)	NCP	54 (11.32)	14 (2.94)
89	SHS	441 (49.77)	NCP	237 (26.75)	204 (23.02)	MNS	187 (21.11)	21 (2.37)
90	SHS	408 (52.11)	MNS	287 (36.65)	121 (15.46)	NCP	76 (9.71)	12 (1.53)
91	SHS	400 (61.73)	NCP	112 (17.28)	288 (44.45)	MNS	101 (15.59)	35 (5.4)
92	SHS	261 (54.38)	MNS	108 (22.5)	153 (31.88)	NCP	84 (17.5)	27 (5.63)
93	SHS	365 (65.53)	MNS	115 (20.65)	250 (44.88)	NCP	45 (8.08)	32 (5.75)
94	SHS	204 (66.23)	MNS	55 (17.86)	149 (48.37)	NCP	38 (12.34)	11 (3.57)
95	SHS	430 (65.65)	NCP	110 (16.79)	320 (48.86)	MNS	92 (14.05)	23 (3.51)
96	SHS	403 (58.24)	MNS	156 (22.54)	247 (35.7)	NCP	88 (12.72)	45 (6.5)
97	SHS	306 (40.32)	MNS	251 (33.07)	55 (7.25)	NCP	120 (15.81)	82 (10.8)
98	SHS	457 (63.3)	MNS	149 (20.64)	308 (42.66)	NCP	90 (12.47)	26 (3.6)
99	SHS	372 (67.76)	NCP	92 (16.76)	280 (51)	MNS	57 (10.38)	28 (5.1)
100	SHS	452 (63.66)	NCP	117 (16.48)	335 (47.18)	MNS	96 (13.52)	45 (6.34)
101	SHS	374 (54.68)	MNS	202 (29.53)	172 (25.15)	NCP	71 (10.38)	37 (5.41)
102	SHS	414 (60.35)	MNS	178 (25.95)	236 (34.4)	NCP	77 (11.22)	17 (2.48)
103	SHS	338 (52.98)	MNS	188 (29.47)	150 (23.51)	NCP	75 (11.76)	37 (5.8)
104	SHS	419 (55.94)	MNS	287 (38.32)	132 (17.62)	NCP	24 (3.2)	19 (2.54)
105	SHS	434 (55.01)	MNS	309 (39.16)	125 (15.85)	NCP	19 (2.41)	27 (3.42)

Contd....

DISCLAIMER

The Terms of Use and Disclaimer of Datanet India Private Limited (hereinafter referred to as "Datanet") for use of this analysis report of **Dindoshi Assembly Constituency (Dindoshi Vidhan Sabha)** :-

1. **Assembly Factbook™** is a Registered Trade Mark owned by Datanet.
2. All the maps are sketched and graphical representation only and have not been drawn to the scale and also not to represent the actual geographical area or boundary of the unit.
3. The data for the aforesaid analysis is based on authentic sources and has been culled from the various publications of Census, CSO and NSSO for district and block level data, various central and state government departments, Central & State Elections Commissions and the concerned Returning Officers' releases, Electoral Rolls, Election results and allied publications, internal assessment, surveys, estimates and analysis. Therefore, certain adjustment of data at micro level may have been done to arrive closer to the macro data.
4. Data have been provided on an "As Is" and "As AVAILABLE" basis
5. The colours shown in the maps or diagram and charts of a particular party, alliance or AC are indicative and do not represent them.
6. This publication which includes maps, sheets, graphs and data would be the property under copyright of Datanet only. The user may use these for its internal study, analysis and research purposes. It's public display, re-selling or any commercial uses by the user are not allowed.
7. Datanet has taken due care and caution in compilation and processing of data and allied information, but does not guarantee the accuracy, adequacy or completeness of any information/analysis and will be not responsible for any errors or omissions or for the results obtained from the use of such information/analysis.
8. All the contents for the publication have been culled from various authentic sources and Datanet reasonably believes such sources to be reliable, but does not make any representations, express or implied as to the accuracy or fitness of use of such information. The information or contents of the information/analysis do not constitute advice and should not be relied upon in making (or refraining from making) any decision. Any reliance placed upon the information provided by Datanet is the sole responsibility and strictly at the user's risk.
9. In no event will Datanet be liable for any damages (including, without limitation, damages for loss of business projects, or loss of profits) arising in contract, tort or otherwise from the use of or inability to use any of its contents, or from any action taken (or refrained from being taken) as a result of using the analysis or any of its contents. Datanet its directors, owners, editors, officials, employees, distributor and agents or any associate will not be liable for any errors in the information contained or any consequences arising from the use of the contents of the provided information/analysis.
10. If any provision of these terms and conditions is held invalid or illegal or unenforceable for any reason by any court of competent jurisdiction, such provision shall be severed and the remainder of provisions of the terms and conditions shall continue in full force and effect as if the Term of Use had been executed with the invalid, illegal or unenforceable provision eliminated.
11. If there are any discrepancies in the information provided, please bring it to attention of Datanet for suitable rectification measures.

**Buy Online This Complete Book At
Datanet India eBooks Store**

www.indiastatpublications.com

or go directly at

[http://www.indiastatpublications.com/
Assembly_factbook/Maharashtra/Mumbai_North-West/
Dindoshi](http://www.indiastatpublications.com/Assembly_factbook/Maharashtra/Mumbai_North-West/Dindoshi)

 **india**stat**elections**

ISBN : 978-93-5293-212-2



9 789352 932122