



Maharashtra

# Assembly Factbook™

Arjuni-Morgaon Assembly Constituency



Key Electoral Data of Arjuni-Morgaon  
Assembly Constituency (Vidhan Sabha)

Maharashtra

# **Assembly Factbook™**

Arjuni-Morgaon Assembly Constituency



Arjuni-Morgaon Vidhan Sabha

## **Editor & Director**

Dr. R.K. Thukral

## **Research Editor**

Dr. Shafeeq Rahman

## **Compiled, Researched and Published by Datanet India Pvt. Ltd.**

D-100, 1st Floor,

Okhla Industrial Area, Phase-I,  
New Delhi- 110020.

Ph.: 91-11- 43580781-84

Email : support@indiastatpublications.com

Website : www.indiastatelections.com

## **Online Book Store :**

www.indiastatpublications.com

**Report No. :** AFB/MH-063-0123

**ISBN :** 978-93-5293-167-5

**First Edition :** January, 2018

**Sixth Updated Edition :** January, 2023

**Price :** Rs.11500/-

US\$ 310

**© Datanet India Pvt. Ltd.**

All rights reserved. No part of this book may be reproduced, stored in a retrieval system or transmitted in any form or by any means, mechanical photocopying, photographing, scanning, recording or otherwise without the prior written permission of the publisher. Please refer to Disclaimer at page no. 195 for the use of this publication.


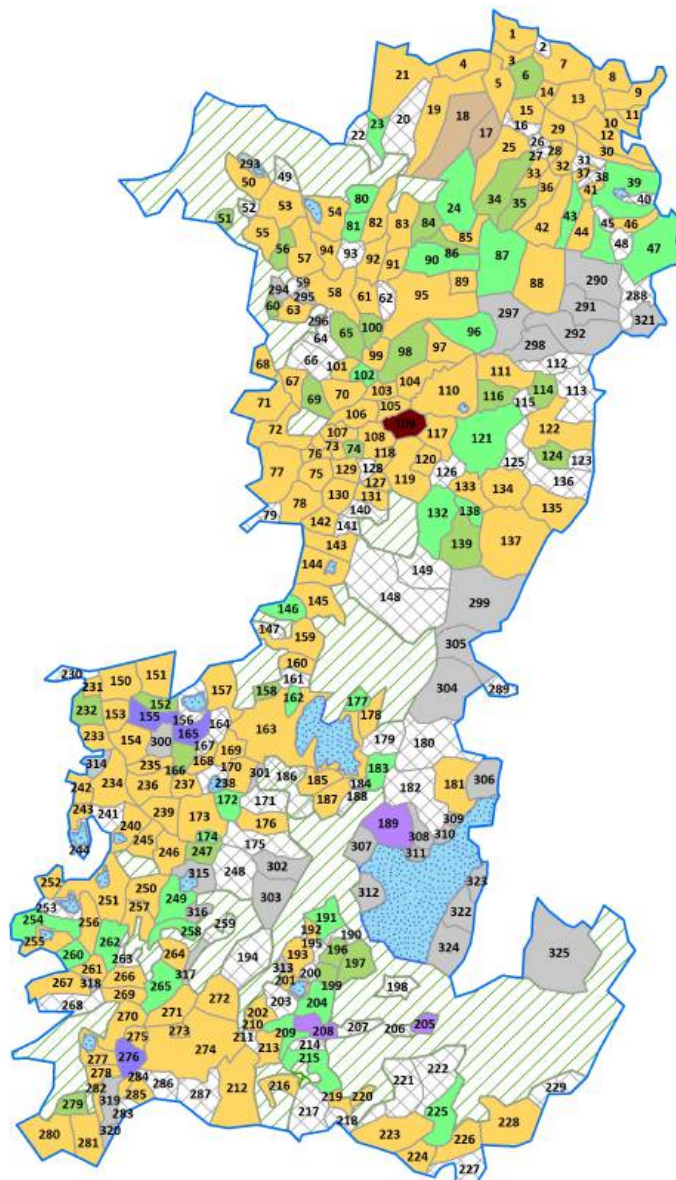
Printed in India

No.	Particulars	Page No.
	<b>Introduction</b>	
1	Assembly Constituency - (Vidhan Sabha) at a Glance   Features of Assembly as per Delimitation Commission of India (2008)	1-2
	<b>Location and Political Maps</b>	
2	Location Map   Boundaries of Assembly Constituency - (Vidhan Sabha) in District   Boundaries of Assembly Constituency under Parliamentary Constituency - (Lok Sabha)   Village-wise Winner Parties- 2019-PE, 2019-AE, 2014-PE and 2014-AE	3-10
	<b>Administrative Setup (2011)</b>	
3	District   Sub-district   Towns   Villages   Inhabited Villages   Uninhabited Villages   Village Panchayat   Intermediate Panchayat	11-25
	<b>Demographics (2011)</b>	
4	Population   Households   Rural/Urban Population   Villages by Population Size   Sex Ratio (Total & 0-6 Years)   Religious Population   Social Population   Literacy Rate	26-27
	<b>Electoral Features</b>	
5	Important Dates of Last Elections Held   Electors by Gender   Service Electors   Voters   Voters Turnout   Polling Stations & Average Number of Electors per Polling Station   Electors by Age Group   Present Elected Representatives	28-33
	<b>Historical Summary Election Results</b>	
6	Vote Share of Major Parties   Winning Margin (Number & Percentage)   Polarity of Parties   Summary Result of Assembly Segment of Parliamentary Elections 2019, 2014 and 2009   Summary Result of Assembly Elections 2019, 2014 and 2009	34-43
	<b>Polling Station Level Election Results</b>	
7	Name and Number of Polling Station 2019-PE, 2019-AE, 2014-PE and 2014-AE   Polling Station-wise Electors, Voters & Voters Turnout 2019-PE, 2019-AE, 2014-PE and 2014-AE   Polling Station wise Elections Results 2019-PE, 2019-AE, 2014-PE and 2014-AE	44-173
	<b>Share of Assembly Constituency</b>	
8	Share of Assembly Constituency - (Vidhan Sabha) in State, District and Parliamentary Constituency - (Lok Sabha)	174
	<b>Socio-Economic Amenities (2011)</b>	
9	Access to Administrative Units   Agricultural, Manufacturing and Industrial Commodities   Demographic Indicators   Education   Health & Manpower   Drinking Water Supply   Sanitation   Entertainment and Recreations Infrastructure   Power   Food Allocation Distribution and Marketing of Agriculture Commodities Infrastructure   Transport and Road Infrastructure   Communication   Banking and Financial Services   Land Use   Irrigation Source	176-190
10	<b>Abbreviation &amp; Sources</b>	192-193
11	<b>Disclaimer</b>	195



## Location & Political Map

Village-wise Winner Parties in Arjuni-Morgaon Assembly  
Constituency under State Assembly Election (AE) (No. 63)  
2014



NV : Not Voted  
UV : Unspecified Village  
UN : Uninhabited Village

## Administrative Setup

### List of Village Panchayat & Intermediate Panchayat (Block) Name - 2011

Village Name	Village Panchayat Name	Intermediate Panchayat Name
Akotola	Telankhedi	Goregaon
Alebedar	Owari	Deori
Ambetalao	Ambetalao	Goregaon
Ambhora	Ambhora	Arjuni Morgaon
Arattondi	Arattondi	Arjuni Morgaon
Arattondi	Arattondi	Arjuni Morgaon
Arattondi	Kormbhi	Arjuni Morgaon
Arjuni	Arjuni	Arjuni Morgaon
Arunnagar	Arunnagar	Arjuni Morgaon
Asoli	Bori	Arjuni Morgaon
Babai	Babai	Goregaon
Bajartola	Chopa	Goregaon
Bakati	Bakari	Arjuni Morgaon
Baki	Kosambi	Sadak-Arjuni
Bamhani	Bamhani	Goregaon
Bamhani	-	Sadak-Arjuni
Bamhani	-	Sadak-Arjuni
Barabhati	Barabati	Arjuni Morgaon
Bauddha Nagar	-	Sadak-Arjuni
Bhadanga	Bhadanga	Goregaon
Bhadutola	Palasgaon	Sadak-Arjuni
Bharnoli	Bharnoli	Arjuni Morgaon
Bhiwakhidki	Bhivakhidki	Arjuni Morgaon
Bhursitola	Somalpur	Arjuni Morgaon
Bhusaritola	-	Sadak-Arjuni
Bidtola	Somalpur	Arjuni Morgaon
Birhi	Sindipar	Sadak-Arjuni
Bodra	Bodra	Arjuni Morgaon
Bolade	Sukali	Arjuni Morgaon

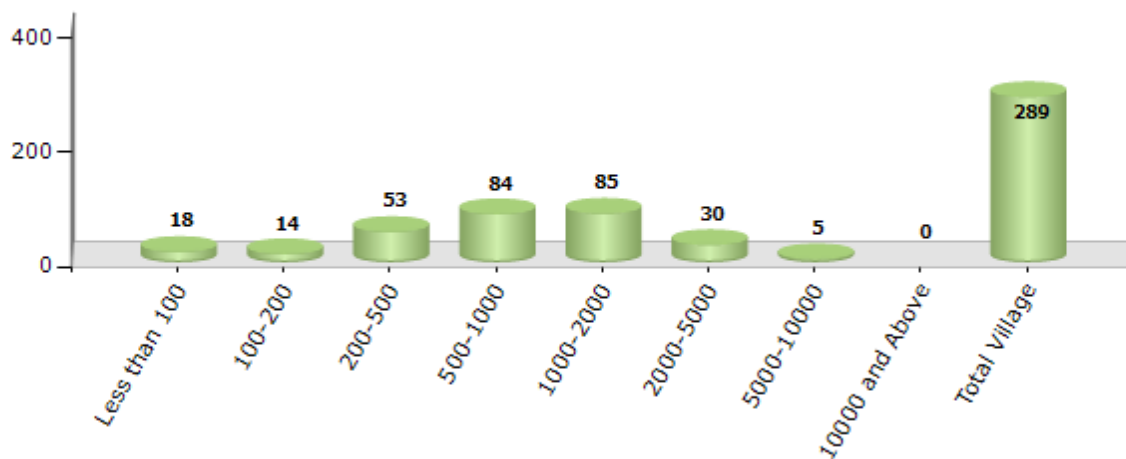
Contd....

## Demographics

### Number of Villages by Population Size - 2011

Less than 100	100-200	200-500	500-1000	1000-2000	2000-5000	5000-10000	10000 and Above	Total Village
18	14	53	84	85	30	5	0	289

Number of Villages by Population Size - 2011

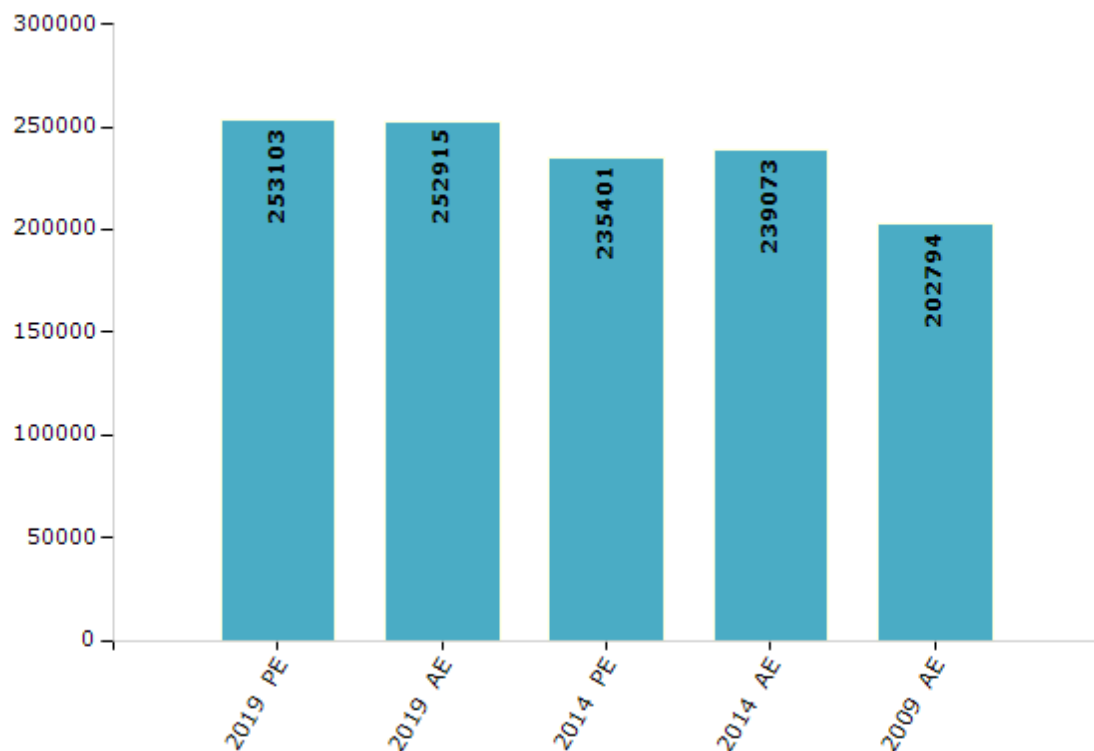


## Electoral Features

### Electors by Male & Female

Year	Male	Female	Others	Total	Year	Male	Female	Others	Total
2019 PE	127742	125359	2	253103	1999 AE	-	-	-	-
2019 AE	127417	125497	1	252915	1995 AE	-	-	-	-
2014 PE	119813	115588	0	235401	1990 AE	-	-	-	-
2014 AE	121326	117745	2	239073	1985 AE	-	-	-	-
2009 PE	-	-	-	-	1980 AE	-	-	-	-
2009 AE	103981	98813	-	202794	1978 AE	-	-	-	-
2004 PE	-	-	-	-	1972 AE	-	-	-	-
2004 AE	-	-	-	-	1967 AE	-	-	-	-
1999 PE	-	-	-	-	1962 AE	-	-	-	-

Number of Electors



**Note :** AE : Assembly Election, PE : Assembly Segment of Parliamentary Election

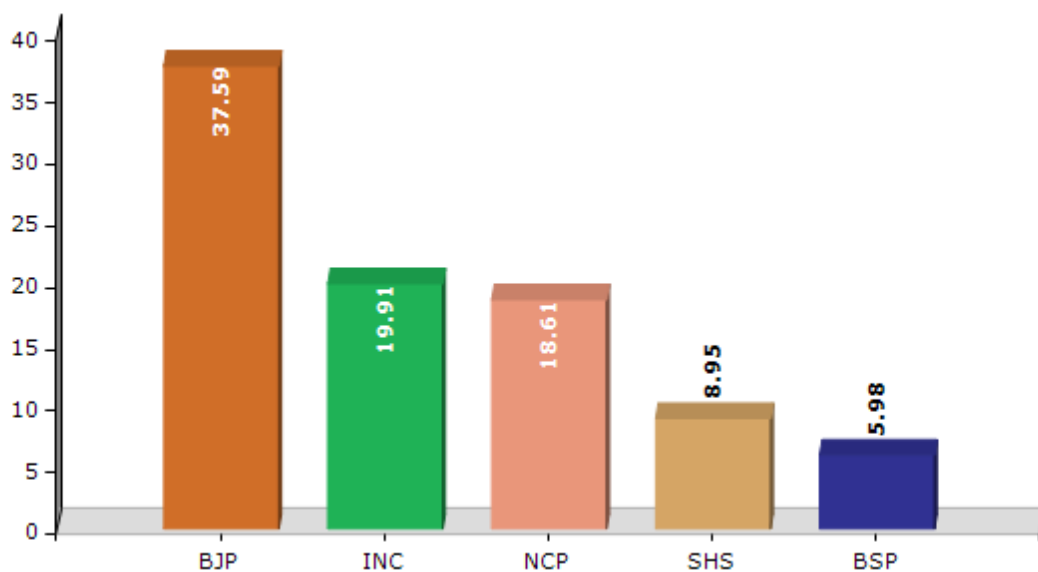


## Historical Summary Election Results

### Summary Result of Assembly Election - 2014

Candidate Name	Party	Votes	Votes %
Badole Rajkumar Sudamji	BJP	64401	37.59
Nandagawali Rajesh Mulchand	INC	34106	19.91
Manohar Govardhan Chandrikapure	NCP	31893	18.61
Kiran Yashwant Kamble	SHS	15336	8.95
Meshram Bhimrao Karuji	BSP	10254	5.98
Ajay Sambhaji Lanjewar	IND	4844	2.83
Gajbhiye Pramod Hiranman	IND	3765	2.2
Dahiwale Ratnadeep Sukhdevkumar	IND	1925	1.12
Dilvart Kunjilal Ramteke	IND	1086	0.63
Engg.Dilipkumar Laldas Walde	IND	733	0.43
Shende Mahesh Tarachand	IND	671	0.39
Dhanpal Mithu Ramteke	BBM	503	0.29
Gadpal Jagan Alias Jayesh Barsuji	IND	288	0.17
	NOTA	1528	0.89

Votes Percentage of Top Parties - 2014



## Polling Station Level Election Results

### Number and Name of Polling Stations (PS) (2019 AE)

Number of Polling Stations	Name of Polling Stations	Number of Polling Stations	Name of Polling Stations
1	Z.P.Upper Primary School Ambetalao Room No.1	22	Jilha Parishad Varishth Prathamik Shala Kalimati
2	Z.P. Upper primary School Ambetalav Room No.2	23	Jilha Parishad Prathamik Shala Hiratola
3	Jilha Parishad East Prathamik Shala Mhasaganv	24	Jilha Parishad Varishth Prathamik Shala Gidhadi
4	Jilha Parishad East Madhyamik Shala Mhasaganv	25	Jilha Parishad Varishth Prathamik Shala Gidhadi
5	Z.P. Warishta Madhyamik Shala Bhadanga Room No.1	26	Jilha Parishad Prathamik Shala Kavaditola
6	Z.P. Warishta Madhyamik Shala Bhadanga Room No.1	27	Z.P. Warishta prathamik Shala Mohadi Room No.1
7	Jilha Parishad Varishth Madhyamik Shala Bhadanga	28	Z.P. Warishta prathamik Shala Mohadi Room No.2
8	Jilha Parishad East Madhyamik Shala Pindakepar	29	Jilha Parishad East Prathamik Shala Mohadi
9	Jilha Parishad East Madhyamik Shala Pindakepar	30	Jilha Parishad Prathamik Shala Kalapathari
10	Jilha Parishad East Madhyamik Shala Jambhulapani	31	Z.P.Primary School Mohadi
11	Jilha Parishad Varishth Prathamik Shala Mundipar	32	Jilha Parishad East Prathamik Ghumarra
12	Jilha Parishad Varishth Prathamik Shala Mundipar	33	Jilha Parishad East Madhyamik Shala Ghumarra
13	Jilha Parishad Varishth Prathamik Shala Mundipar	34	Jilha Parishad East Madhyamik Shala Bamhani
14	Jilha Parishad Prathamik Shala Palevada	35	Jilha Parishad East Madhyamik Shala Bamhani
15	Jilha Parishad Varishth Prathamik Shala Kamaraganv	36	Jilha Parishad Prathamik Shala Khosatola
16	Jilha Parishad Varishth Prathamik Shala Kamaraganv	37	Jilha Parishad Prathamik Shala Chanditola
17	Jilha Parishad Prathamik Shala Deulatola	38	Jilha Parishad Varishth Prathamik Shala Tumasar
18	Jilha Parishad Varishth Prathamik Shala Babai	39	G. P.V. Pra. Shala Tumasar
19	Jilha Parishad Varishth Prathamik Shala Babai	40	Jilha Parishad Prathamik Shala Changotola
20	Jilha Parishad Varishth Prathamik Shala Chilhati	41	G. P. Pra. Shala Sonaratola
21	Jilha Parishad Varishth Prathamik Shala Chilhati	42	Jilha Parishad Prathamik Shala Bajaratola

Contd....

## Polling Station Level Election Results

### Polling Station-wise Votes Secured by Overall Top Five Parties in Arjuni-Morgaon Assembly Segment in Parliament Election (PE) under Bhandara - Gondiya Parliamentary Constituency in Maharashtra (2019)

Number of Polling Station	Winner - Sunil Baburao Mendhe (BJP)	Runner-up - Panchabudhe Nana Jairam (NCP)	3rd - K. N. Nanhe (VBA)	4th - Dr. Vijaya Rajesh Nandurkar (BSP)	5th - Suhas Anil Funde (IND)	NOTA	Other	Total Votes Secured
36	278	206	2	5	2	3	3	499
37	248	195	0	4	2	1	1	451
38	465	148	16	27	6	3	15	680
39	139	244	7	21	3	4	7	425
40	224	131	8	8	4	3	6	384
41	22	37	0	2	2	0	1	64
42	252	214	10	5	5	9	15	510
43	239	91	0	6	3	5	7	351
44	243	179	3	1	2	3	7	438
45	212	226	2	6	3	5	6	460
46	335	219	0	2	1	1	7	565
47	242	163	3	14	5	6	1	434
48	282	344	9	63	8	8	16	730
49	367	138	8	16	6	6	11	552
50	323	148	1	2	2	1	5	482
51	315	384	11	30	15	13	8	776
52	128	233	16	29	3	3	5	417
53	199	228	3	2	5	2	3	442
54	201	231	11	6	4	10	6	469
55	395	129	3	3	6	11	13	560
56	405	338	8	22	6	4	7	790
57	246	429	1	11	17	10	10	724
58	164	200	3	17	5	6	8	403
59	364	320	17	12	10	9	8	740
60	304	238	35	1	8	4	4	594
61	217	219	33	11	1	4	8	493
62	244	135	5	3	3	4	3	397
63	225	338	5	9	6	11	8	602
64	191	225	3	3	6	1	2	431
65	302	302	12	13	1	2	3	635
66	353	342	9	10	5	6	16	741
67	269	242	13	25	4	3	3	559
68	334	257	8	11	3	10	8	631
69	249	329	47	46	10	15	11	707
70	261	264	4	1	6	5	7	548

Contd....

## Polling Station Level Election Results

**Winner, Runner-up and 3rd Party Position & Winning Margin According to Polling Stations in Arjuni-Morgaon Assembly Segment in Parliament Election (PE) under Bhandara - Gondiya Parliamentary Constituency in Maharashtra (2019)**

Polling Station Number	Winner Party	Winner Votes (%)	Runner-up Party	Runner-up Votes (%)	Winning Margin Votes (%)	Third Party	Third Party Votes (%)	Other Votes (%)
71	BJP	331 (69.54)	NCP	130 (27.31)	201 (42.23)	VBA	5 (1.05)	10 (2.1)
72	NCP	276 (45.85)	BJP	253 (42.03)	23 (3.82)	VBA	31 (5.15)	42 (6.98)
73	NCP	114 (46.91)	BJP	101 (41.56)	13 (5.35)	VBA	11 (4.53)	17 (7)
74	BJP	367 (77.43)	NCP	98 (20.68)	269 (56.75)	VBA	3 (0.63)	6 (1.27)
75	NCP	324 (49.24)	BJP	156 (23.71)	168 (25.53)	BSP	145 (22.04)	33 (5.02)
76	NCP	398 (60.58)	BJP	204 (31.05)	194 (29.53)	BSP	28 (4.26)	27 (4.11)
77	BJP	302 (41.94)	NCP	297 (41.25)	5 (0.69)	BSP	77 (10.69)	44 (6.11)
78	NCP	295 (56.19)	BJP	205 (39.05)	90 (17.14)	IND (SAF)	8 (1.52)	17 (3.24)
79	NCP	290 (51.88)	BJP	186 (33.27)	104 (18.61)	BSP	31 (5.55)	52 (9.3)
80	NCP	254 (45.68)	BJP	237 (42.63)	17 (3.05)	IND (PRS)	28 (5.04)	37 (6.65)
81	BJP	278 (43.99)	NCP	253 (40.03)	25 (3.96)	VBA	61 (9.65)	40 (6.33)
82	NCP	141 (36.62)	BJP	125 (32.47)	16 (4.15)	VBA	98 (25.45)	21 (5.45)
83	BJP	332 (73.61)	NCP	80 (17.74)	252 (55.87)	BSP	23 (5.1)	16 (3.55)
84	BJP	314 (48.91)	NCP	276 (42.99)	38 (5.92)	VBA	15 (2.34)	37 (5.76)
85	BJP	351 (51.77)	NCP	256 (37.76)	95 (14.01)	VBA	46 (6.78)	25 (3.69)
86	BJP	220 (46.71)	NCP	188 (39.92)	32 (6.79)	VBA	30 (6.37)	33 (7.01)
87	NCP	199 (41.81)	BJP	151 (31.72)	48 (10.09)	VBA	63 (13.24)	63 (13.24)
88	BJP	446 (60.27)	NCP	275 (37.16)	171 (23.11)	VBA	5 (0.68)	14 (1.89)
89	NCP	381 (48.66)	BJP	318 (40.61)	63 (8.05)	VBA	53 (6.77)	31 (3.96)
90	NCP	198 (72.79)	BJP	61 (22.43)	137 (50.36)	VBA	6 (2.21)	7 (2.57)
91	NCP	283 (46.09)	BJP	195 (31.76)	88 (14.33)	VBA	118 (19.22)	18 (2.93)
92	BJP	202 (38.85)	NCP	151 (29.04)	51 (9.81)	BSP	125 (24.04)	42 (8.08)
93	BJP	373 (58.37)	NCP	195 (30.52)	178 (27.85)	BSP	35 (5.48)	36 (5.63)
94	BJP	308 (56.51)	NCP	223 (40.92)	85 (15.59)	VBA	3 (0.55)	11 (2.02)
95	BJP	269 (57.6)	NCP	167 (35.76)	102 (21.84)	BSP	23 (4.93)	8 (1.71)
96	BJP	358 (62.59)	NCP	143 (25)	215 (37.59)	BSP	49 (8.57)	22 (3.85)
97	BJP	174 (41.33)	NCP	167 (39.67)	7 (1.66)	BSP	58 (13.78)	22 (5.23)
98	BJP	228 (50)	NCP	208 (45.61)	20 (4.39)	VBA	4 (0.88)	16 (3.51)
99	BJP	230 (52.75)	NCP	176 (40.37)	54 (12.38)	BSP	11 (2.52)	19 (4.36)
100	BJP	482 (60.1)	NCP	270 (33.67)	212 (26.43)	BSP	14 (1.75)	36 (4.49)
101	BJP	334 (65.75)	NCP	127 (25)	207 (40.75)	BSP	24 (4.72)	23 (4.53)
102	BJP	209 (49.88)	NCP	198 (47.26)	11 (2.62)	VBA	5 (1.19)	7 (1.67)
103	BJP	195 (50.13)	NCP	169 (43.44)	26 (6.69)	BSP	15 (3.86)	10 (2.57)
104	NCP	171 (49.42)	BJP	154 (44.51)	17 (4.91)	BSP	9 (2.6)	12 (3.47)
105	BJP	288 (49.66)	NCP	229 (39.48)	59 (10.18)	BSP	44 (7.59)	19 (3.28)

Contd....

## Socio-Economic Amenities - Rural

### Access to Education Facilities

Particulars	Number of Villages (% of Population)				
	Available	Not Available	If Not Available (Distance of Nearest Facility)		
			A	B	C
Govt. Primary School	265 (99)	24 (1)	22 (1)	2 (0)	0 (0)
Private Primary School	14 (14)	275 (86)	0 (0)	0 (0)	0 (0)
Govt. Middle School	138 (76)	151 (24)	92 (15)	36 (5)	0 (0)
Private Middle School	29 (21)	260 (79)	17 (3)	6 (1)	0 (0)
Govt. Secondary School	60 (44)	229 (56)	100 (26)	51 (10)	2 (0)
Private Secondary School	12 (10)	277 (90)	53 (13)	14 (2)	2 (1)
Govt. Senior Secondary School	27 (27)	262 (73)	87 (27)	80 (20)	13 (2)
Private Senior Secondary School	9 (9)	280 (91)	48 (13)	23 (6)	6 (2)
Govt. Arts and Science Degree College	1 (3)	288 (97)	28 (9)	45 (18)	59 (16)
Private Arts and Science Degree College	2 (5)	287 (95)	35 (13)	62 (20)	57 (16)
Govt. Engineering College	0 (0)	289 (100)	14 (6)	12 (6)	161 (57)
Private Engineering College	0 (0)	289 (100)	9 (3)	5 (1)	88 (27)
Govt. Medicine College	0 (0)	289 (100)	11 (5)	7 (4)	190 (66)
Private Medicine College	0 (0)	289 (100)	8 (2)	3 (1)	70 (21)
Govt. Management Institute	0 (0)	289 (100)	6 (2)	10 (5)	194 (68)
Private Management Institute	0 (0)	289 (100)	1 (1)	3 (1)	75 (23)
Govt. Polytechnic	0 (0)	289 (100)	4 (1)	6 (4)	230 (79)
Private Polytechnic	0 (0)	289 (100)	0 (0)	1 (0)	48 (16)
Govt. Vocational Training School/ITI	0 (0)	289 (100)	4 (1)	6 (4)	230 (79)
Private Vocational Training School/ITI	0 (0)	289 (100)	0 (0)	1 (0)	48 (16)
Govt. Non Formal Training Centre	0 (0)	289 (100)	0 (0)	7 (3)	203 (73)
Private Non Formal Training Centre	0 (0)	289 (100)	1 (1)	3 (1)	75 (23)
Govt. School For Disabled	0 (0)	289 (100)	0 (0)	7 (3)	203 (73)
Private School For Disabled	0 (0)	289 (100)	1 (1)	3 (1)	75 (23)
Government Others	0 (0)	289 (100)	0 (0)	0 (0)	0 (0)
Private Others	0 (0)	289 (100)	0 (0)	0 (0)	0 (0)

Note : Distance A : Less than 5 km; B : Between 5-10 km; C : 10+ km.; Source : Data Analysis is based on 2011 Census.

## DISCLAIMER

The Terms of Use and Disclaimer of Datanet India Private Limited (hereinafter referred to as "Datanet") for use of this analysis report of **Arjuni-Morgaon Assembly Constituency (Arjuni-Morgaon Vidhan Sabha)** :-

1. **Assembly Factbook™** is a Registered Trade Mark owned by Datanet.
2. All the maps are sketched and graphical representation only and have not been drawn to the scale and also not to represent the actual geographical area or boundary of the unit.
3. The data for the aforesaid analysis is based on authentic sources and has been culled from the various publications of Census, CSO and NSSO for district and block level data, various central and state government departments, Central & State Elections Commissions and the concerned Returning Officers' releases, Electoral Rolls, Election results and allied publications, internal assessment, surveys, estimates and analysis. Therefore, certain adjustment of data at micro level may have been done to arrive closer to the macro data.
4. Data have been provided on an "As Is" and "As AVAILABLE" basis
5. The colours shown in the maps or diagram and charts of a particular party, alliance or AC are indicative and do not represent them.
6. This publication which includes maps, sheets, graphs and data would be the property under copyright of Datanet only. The user may use these for its internal study, analysis and research purposes. It's public display, re-selling or any commercial uses by the user are not allowed.
7. Datanet has taken due care and caution in compilation and processing of data and allied information, but does not guarantee the accuracy, adequacy or completeness of any information/analysis and will be not responsible for any errors or omissions or for the results obtained from the use of such information/analysis.
8. All the contents for the publication have been culled from various authentic sources and Datanet reasonably believes such sources to be reliable, but does not make any representations, express or implied as to the accuracy or fitness of use of such information. The information or contents of the information/analysis do not constitute advice and should not be relied upon in making (or refraining from making) any decision. Any reliance placed upon the information provided by Datanet is the sole responsibility and strictly at the user's risk.
9. In no event will Datanet be liable for any damages (including, without limitation, damages for loss of business projects, or loss of profits) arising in contract, tort or otherwise from the use of or inability to use any of its contents, or from any action taken (or refrained from being taken) as a result of using the analysis or any of its contents. Datanet its directors, owners, editors, officials, employees, distributor and agents or any associate will not be liable for any errors in the information contained or any consequences arising from the use of the contents of the provided information/analysis.
10. If any provision of these terms and conditions is held invalid or illegal or unenforceable for any reason by any court of competent jurisdiction, such provision shall be severed and the remainder of provisions of the terms and conditions shall continue in full force and effect as if the Term of Use had been executed with the invalid, illegal or unenforceable provision eliminated.
11. If there are any discrepancies in the information provided, please bring it to attention of Datanet for suitable rectification measures.



**Buy Online This Complete Book At**  
**Datanet India eBooks Store**

[www.indiastatpublications.com](http://www.indiastatpublications.com)

or go directly at

[http://www.indiastatpublications.com/  
Assembly\\_factbook/Maharashtra/Bhandara-Gondiya/ Arjuni-  
Morgaon](http://www.indiastatpublications.com/Assembly_factbook/Maharashtra/Bhandara-Gondiya/Arjuni-Morgaon)

 **indiastat**elections

ISBN : 978-93-5293-167-5



9 789352 931675