



Madhya Pradesh

Assembly Factbook™

Indore-5 Assembly Constituency

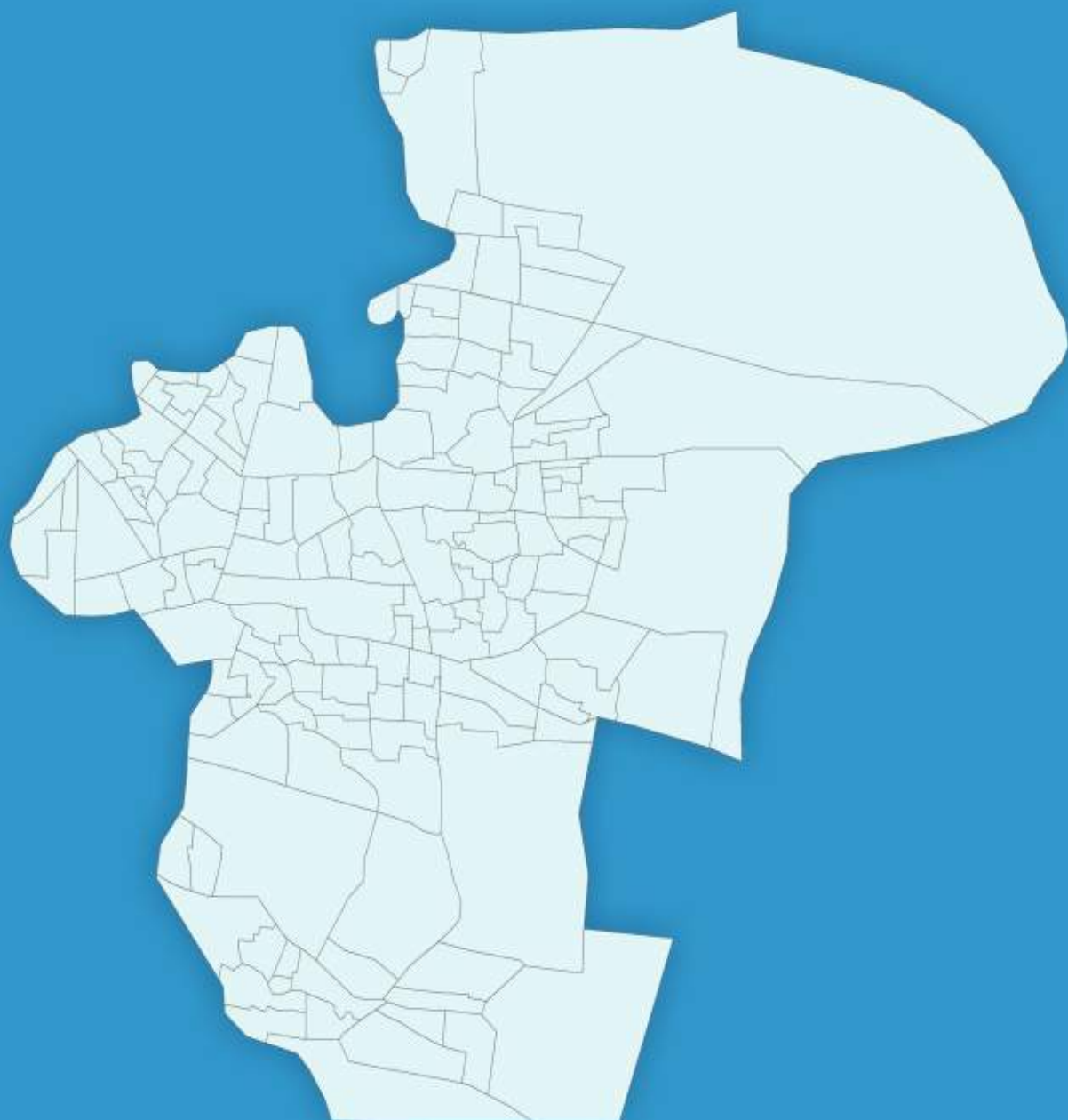


Key Electoral Data of Indore-5
Assembly Constituency (Vidhan Sabha)

Madhya Pradesh

Assembly Factbook™

Indore-5 Assembly Constituency



Indore-5 Vidhan Sabha

Editor & Director

Dr. R.K. Thukral

Research Editor

Dr. Shafeeq Rahman

Compiled, Researched and Published by Datanet India Pvt. Ltd.

D-100, 1st Floor,

Okhla Industrial Area, Phase-I,
New Delhi- 110020.

Ph.: 91-11- 43580781-84

Email : support@indiastatpublications.com

Website : www.indiastatelections.com

Online Book Store :

www.indiastatpublications.com

Report No. : AFB/MP-208-0123

ISBN : 978-93-87165-81-6

First Edition : January, 2018

Sixth Updated Edition : January, 2023

Price : Rs. 11500/-

US\$ 310

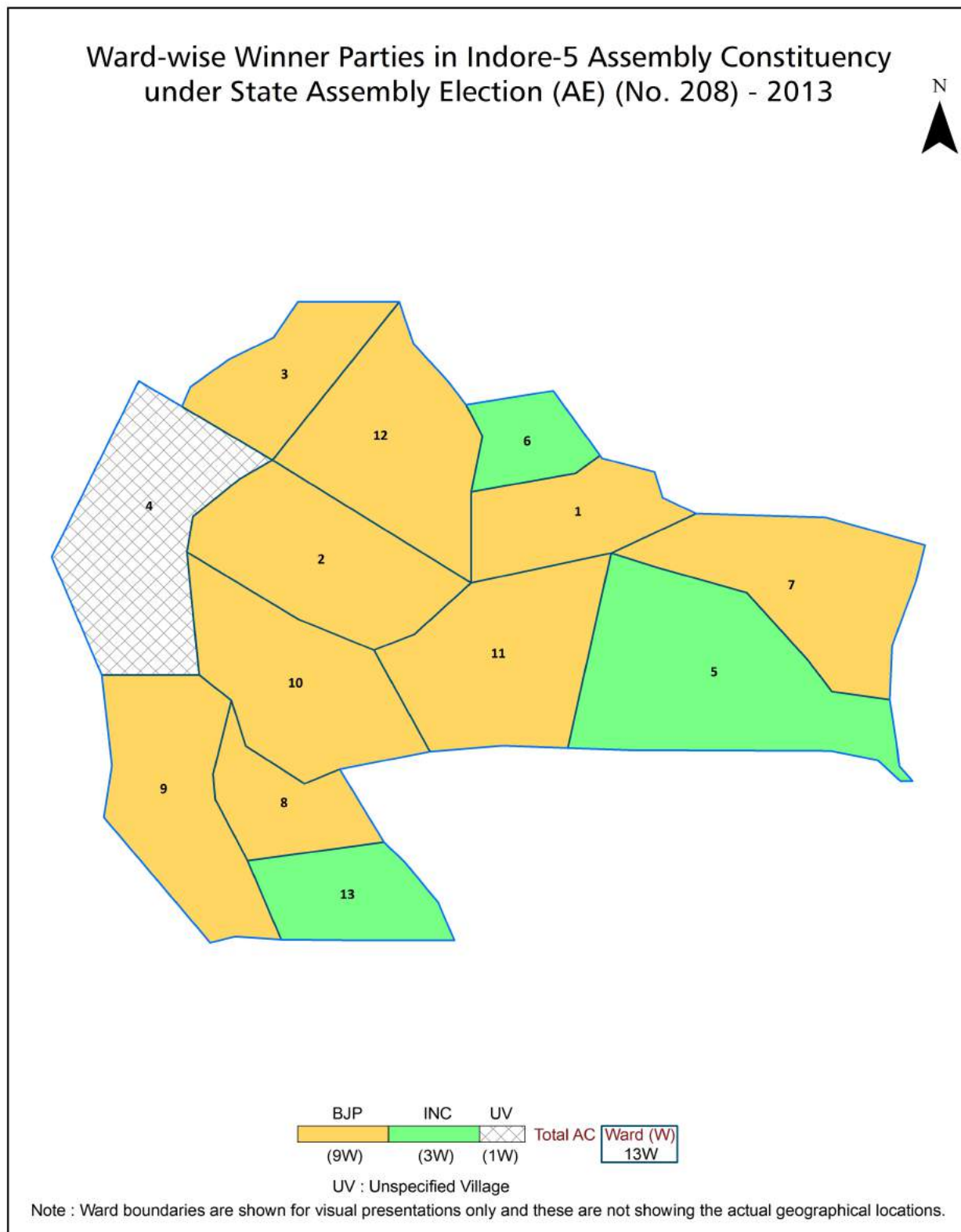
© Datanet India Pvt. Ltd.

All rights reserved. No part of this book may be reproduced, stored in a retrieval system or transmitted in any form or by any means, mechanical photocopying, photographing, scanning, recording or otherwise without the prior written permission of the publisher. Please refer to Disclaimer at page no. 250 for the use of this publication.

Printed in India

No.	Particulars	Page No.
	Introduction	
1	Assembly Constituency - (Vidhan Sabha) at a Glance Features of Assembly as per Delimitation Commission of India (2008)	1-2
	Location and Political Maps	
2	Location Map Boundaries of Assembly Constituency - (Vidhan Sabha) in District Boundaries of Assembly Constituency under Parliamentary Constituency - (Lok Sabha) Ward-wise Winner Parties- 2019, 2018, 2014, 2013, 2009 and 2008	3-11
	Administrative Setup (2011)	
3	District Sub-district Towns Villages Inhabited Villages Uninhabited Villages Village Panchayat Intermediate Panchayat	12
	Demographics (2011)	
4	Population Households Rural/Urban Population Ward by Population Size Sex Ratio (Total & 0-6 Years) Religious Population Social Population Literacy Rate	13-14
	Electoral Features	
5	Important Dates of Last Elections Held Electors by Gender Service Electors Voters Voters Turnout Polling Stations & Average Number of Electors per Polling Station Electors by Age Group Present Elected Representatives	15-20
	Historical Summary Election Results	
6	Vote Share of Major Parties Winning Margin (Number & Percentage) Polarity of Parties Summary Result of Assembly Segment of Parliamentary Elections 2019, 2014, 2009, 2004 and 1999 Summary Result of Assembly Elections 2018, 2013, 2008, 2003, 1998, 1993, 1990, 1985, 1980 and 1977	21-40
	Polling Station Level Election Results	
7	Name and Number of Polling Station 2019, 2018, 2014, 2013, 2009 and 2008 Polling Station-wise Electors, Voters & Voters Turnout 2019, 2018, 2014, 2013, 2009 and 2008 Polling Station wise Elections Results 2019, 2018, 2014, 2013, 2009 and 2008	41-244
	Share of Assembly Constituency	
8	Share of Assembly Constituency - (Vidhan Sabha) in State, District and Parliamentary Constituency - (Lok Sabha)	245
9	Abbreviation & Sources	247-248
10	Disclaimer	250

Location & Political Map

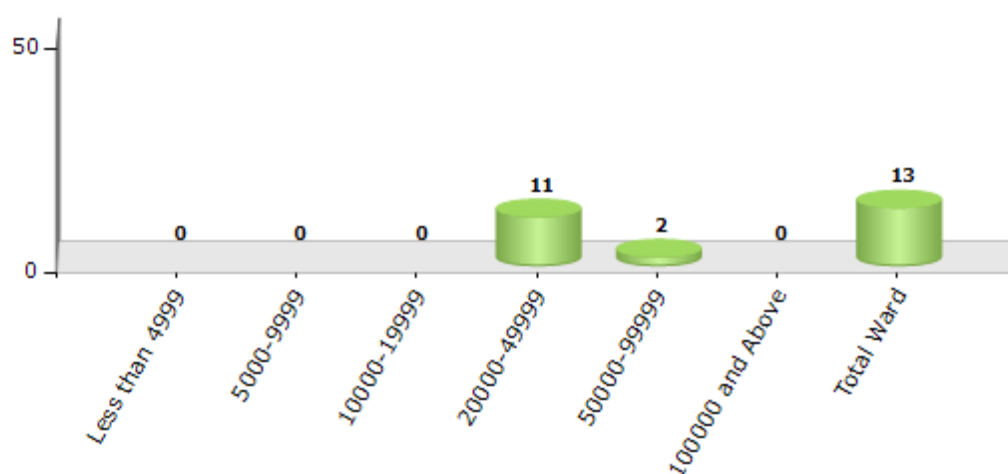


Demographics

Number of Ward by Population Size - 2011

Less than 4999	5000-9999	10000-19999	20000-49999	50000-99999	100000 and Above	Total Ward
0	0	0	11	2	0	13

Number of Ward by Population Size - 2011

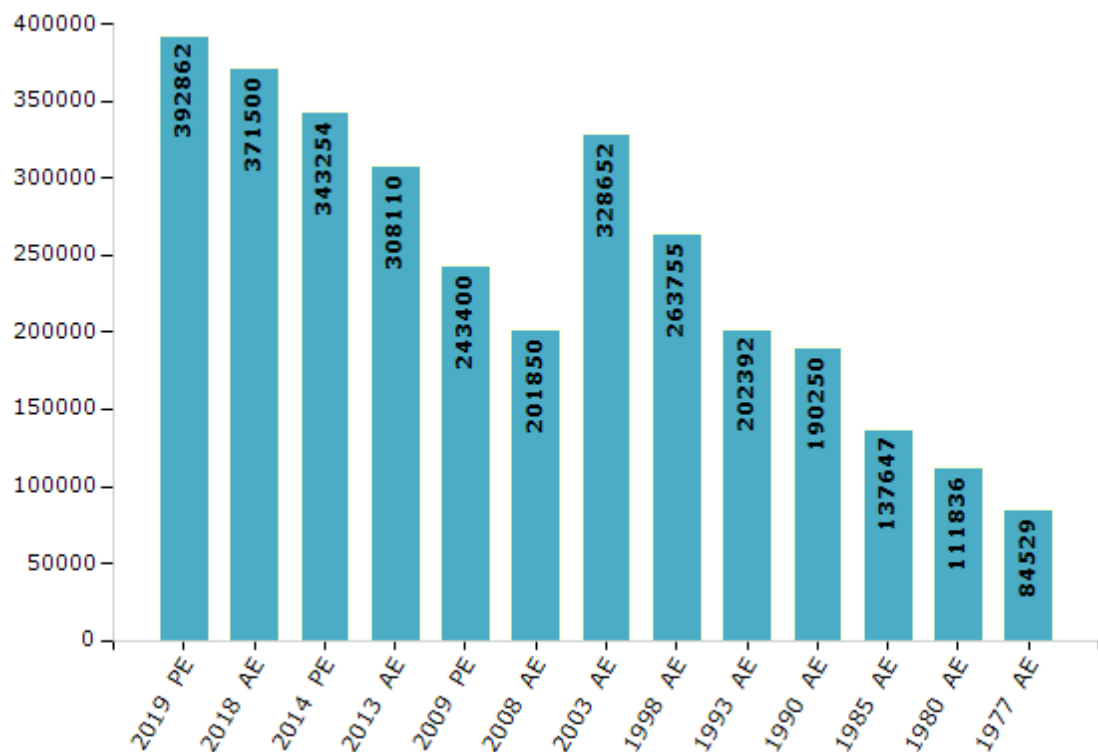


Electoral Features

Electors by Male & Female

Year	Male	Female	Others	Total	Year	Male	Female	Others	Total
2019 PE	201463	191368	31	392862	1993 AE	105980	96412	-	202392
2018 AE	191189	180282	29	371500	1990 AE	100366	89884	-	190250
2014 PE	179112	164131	11	343254	1985 AE	72434	65213	-	137647
2013 AE	160798	147304	8	308110	1980 AE	59263	52573	-	111836
2009 PE	128249	115151	-	243400	1977 AE	44961	39568	-	84529
2008 AE	106179	95671	-	201850	1972 AE	-	-	-	-
2004 PE	-	-	-	-	1967 AE	-	-	-	-
2003 AE	171138	157514	-	328652	1962 AE	-	-	-	-
1999 PE	-	-	-	-	1957 AE	-	-	-	-
1998 AE	139860	123895	-	263755	1952 AE	-	-	-	-

Number of Electors



Note : AE : Assembly Election, PE : Assembly Segment of Parliamentary Election

Historical Summary Election Results

Summary Result of Assembly Election - 2013

Candidate Name	Party	Votes	Votes %
Mahendra Hardia	BJP	106111	51.22
Pankaj Sanghvi	INC	91693	44.26
Jaiprakash Deniel Singh Brigadier (Retired)	BSP	1362	0.66
Abdul Rouf	SDPI	1335	0.64
Rajkaran Urf Timayi Bhaiya	IND	996	0.48
Lalit Pawar	NCP	614	0.3
Mayur	IND	368	0.18
Prabhu Lal Akhand Advocate Bairwa	IND	320	0.15
Narendra Kushwah	IND	294	0.14
Vijay Katiyar	IND	248	0.12
Advocate Rajendra Yadav	SP	229	0.11
Nageshwar Prasad Dwivedi	IND	170	0.08
Dheeraj (Gabbar) Sisodia	IND	157	0.08
Subhash Chandra Gupta (Garg)	SAP	152	0.07
Imran Khan	IND	145	0.07
Dheeraj Bourasi (Pasee)	IND	138	0.07
Thakur Dilip Sen	IND	84	0.04
	NOTA	2743	1.32

Polling Station Level Election Results

Number and Name of Polling Stations (PS) (2018)

Number of Polling Stations	Name of Polling Stations	Number of Polling Stations	Name of Polling Stations
1	Agarwal Samaj Dharmshala Malwa Mill Yashwant Nivas Road Room No. 05	22	M. S. S. No. 7 Room No. 4 Malwa Goma Ki Phel
2	Agrawal Samaj Dharmshala Malwa Yashwant Nivas Road Room No. 6	23	Middle School No. 7 Room No. 2 Malwa Mill Goma Ki Phel
3	Ranisati Dharmshala Yashwant Nivas Road Malwa Mill Room No. 01	24	Middle School No. 7 Room No. 3 Malwa Mil Goma Ki Phel
4	Ranisati Dharmshala Yashwant Nivas Road Malwa Mill Roomk No. 02 Indore	25	Govt. Meddile Girls School No. 27 Room No. 2 Malwa Mill Goma Ki Phel
5	Govindram Seksariya Engg. College East Part Ponch Park Road Room No. 01	26	Govt. M.S. S No. 27 Room No. 2 Malwa Mill Goma Ki Phel
6	Govindram Seksariya Inst. of Sc. & Tech. Porch Park Road Room No. 02	27	Shramik Bhawan Nagar Nigam Comunity Hall South Part Baradamalva Mil
7	Bal Vinay Mandir H.S. School Room No. 1 Park Road Indore	28	Shramik Bhawan Nagar Nigam Comyunity Hall Dakshin Madhya Bhag Malwa Mill
8	Bal Vinay Mandir H.S. School Room No. 2 Park Road	29	Labour Building Nagar Nigam Community Hall Centar Part Malva Mill
9	Bal Vinay Mandir Park Road Room No. 05	30	Labour Building Nagar Nigam Community Hall Madhya Part Malvamil
10	Bal Vinay Mandir Park Room No. 06 Road Indore	31	Shramik Bhawan Nagar Nigam Comyunity Hall Uttar Madhya Bhag Malwa Mill
11	Bal Vinay Mandir Park Road Room No. 5	32	Shramik Bhawan Nagar Nigam Comyunity Hall Pashim Bhag Malwa Mill
12	Govindram Seksariya Tekanikal Insti. Park Road Room No. 03	33	Shramik Bhawan Nagar Nigam Community Hall Malwa Mil Uttar Bhag
13	Nagar Nigam Karyalay Dr. Bheema Rao Ambedakar Zone No. 9 Race Course Road Room No. 01	34	New Sunrise Convent School Nehru Nagar Room No. 1
14	Nagar Nigam Karyalay Dr. Bheema Rao Ambedakar Zone No. 9 Race Course Road Room No. 02	35	New Sunrise Convent School Neharu Nagar Kaksh Krmank 1
15	Primary School No. 98 Room No. 1 Dr. R. S. Bhandari Marg	36	Berwa Samaj Dharmshala Nehru Nagar Raod Rod No. 9 Purv Bhag
16	Primary School No. 98 Room No. 2 Dr. R. S. Bhandari Marg	37	Berva Samaj Dharmshala Nehru Nagar Raod No. 9 Paschimi Bhag
17	Primary School No. 98 Room No. 3 Dr. R. S. Bhandari Marg	38	Maharishi Valmiki Sanskar Bhawan Amar Tekari Room No. 01 Lala Ka Bagicha
18	Primary School No. 98 Room No. 4 Dr. R. S. Bhandari Marg	39	Maharshi Walmiki Sanskar Bhawan Amar Takri Room No. 02 Lala Ka Bagicha
19	Naya Bairava Samaj Mangalik Bhawan Pancham Ki Fel East Part Dr. R. S. Bhandari Marg	40	Maharshi Walmiki Sanskar Bhawan Amar Tekri Room No. 3 Lala Ka Bagicha
20	Naya Bairava Samaj Mangalik Bhawan Pancham Ki Fel West Part Dr. R. S. Bhandari Marg	41	Dipika H.S. School Nehru Nagar Room No. 3
21	Middle School No. 7 Room No. 2 Malwa Goma Ki Phel	42	Dipika High School Nehru Nagar Room No. 01

Contd....

Polling Station Level Election Results

Polling Station-wise Votes Secured by Overall Top Five Parties in Indore-5 Assembly in Assembly Election (AE) under Indore Parliamentary Constituency in Madhya Pradesh (2018)

Number of Polling Station	Winner - Mahendra Hardia (BJP)	Runner-up - Satyanarayan Patel (INC)	3rd - Dongar Singh Goyal (BSP)	4th - Shailendra Kumari Ranawat (AAP)	5th - Kailash Kumawat (SHS)	NOTA	Other	Total Votes Secured
36	165	118	4	1	2	2	7	299
37	190	227	13	0	2	2	5	439
38	277	458	4	1	3	9	10	762
39	160	220	1	2	5	1	6	395
40	162	276	4	1	1	0	3	447
41	189	237	2	0	3	4	6	441
42	184	343	0	2	4	5	6	544
43	112	446	8	1	1	4	9	581
44	199	287	9	1	3	5	8	512
45	302	417	2	3	3	3	7	737
46	495	285	6	0	4	4	24	818
47	318	125	2	0	1	4	7	457
48	251	166	3	2	3	5	8	438
49	282	156	1	3	2	6	6	456
50	197	549	6	3	3	2	16	776
51	174	85	1	0	0	1	1	262
52	473	272	3	3	2	8	11	772
53	185	128	0	0	2	5	8	328
54	295	157	2	0	0	5	2	461
55	430	233	5	5	1	11	4	689
56	292	189	2	2	1	8	3	497
57	255	251	7	0	3	3	4	523
58	324	204	10	1	1	13	9	562
59	315	182	3	2	1	14	5	522
60	312	244	34	0	3	11	2	606
61	344	288	35	1	3	8	2	681
62	296	251	26	2	1	9	5	590
63	420	313	1	1	3	11	14	763
64	368	253	0	4	0	8	3	636
65	329	148	3	1	1	6	9	497
66	410	208	3	4	2	11	8	646
67	327	307	3	2	0	10	8	657
68	341	148	0	6	0	9	13	517
69	147	47	0	1	1	2	0	198
70	342	205	0	4	0	13	6	570

Contd....

Polling Station Level Election Results

Winner, Runner-up and 3rd Party Position & Winning Margin According to Polling Stations in Indore-5 Assembly in Assembly Election (AE) under Indore Parliamentary Constituency in Madhya Pradesh (2018)

Polling Station Number	Winner Party	Winner Votes (%)	Runner-up Party	Runner-up Votes (%)	Winning Margin Votes (%)	Third Party	Third Party Votes (%)	Other Votes (%)
67	BJP	327 (49.77)	INC	307 (46.73)	20 (3.04)	BSP	3 (0.46)	20 (3.04)
68	BJP	341 (65.96)	INC	148 (28.63)	193 (37.33)	SPAKP	10 (1.93)	18 (3.48)
69	BJP	147 (74.24)	INC	47 (23.74)	100 (50.5)	AAP	1 (0.51)	3 (1.52)
70	BJP	342 (60)	INC	205 (35.96)	137 (24.04)	AAP	4 (0.7)	19 (3.33)
71	BJP	282 (58.39)	INC	177 (36.65)	105 (21.74)	SPAKP	5 (1.04)	19 (3.93)
72	BJP	310 (63.52)	INC	156 (31.97)	154 (31.55)	SPAKP	7 (1.43)	15 (3.07)
73	BJP	341 (64.22)	INC	165 (31.07)	176 (33.15)	CPM	5 (0.94)	20 (3.77)
74	BJP	373 (61.15)	INC	212 (34.75)	161 (26.4)	AAP	4 (0.66)	21 (3.44)
75	BJP	285 (69.17)	INC	110 (26.7)	175 (42.47)	BSP	1 (0.24)	16 (3.88)
76	BJP	295 (60.45)	INC	179 (36.68)	116 (23.77)	SHS	1 (0.2)	13 (2.66)
77	BJP	365 (63.59)	INC	192 (33.45)	173 (30.14)	AAP	3 (0.52)	14 (2.44)
78	BJP	332 (59.82)	INC	208 (37.48)	124 (22.34)	BSP	6 (1.08)	9 (1.62)
79	BJP	306 (56.98)	INC	219 (40.78)	87 (16.2)	IMPI	4 (0.74)	8 (1.49)
80	INC	170 (58.22)	BJP	117 (40.07)	53 (18.15)	BSP	2 (0.68)	3 (1.03)
81	INC	303 (56.64)	BJP	204 (38.13)	99 (18.51)	BSP	9 (1.68)	19 (3.55)
82	BJP	278 (48.26)	INC	275 (47.74)	3 (0.52)	CPM	4 (0.69)	19 (3.3)
83	BJP	249 (69.36)	INC	80 (22.28)	169 (47.08)	SHS	13 (3.62)	17 (4.74)
84	BJP	327 (74.15)	INC	105 (23.81)	222 (50.34)	AAP	4 (0.91)	5 (1.13)
85	BJP	439 (61.57)	INC	244 (34.22)	195 (27.35)	CPM	5 (0.7)	25 (3.51)
86	INC	378 (63.53)	BJP	178 (29.92)	200 (33.61)	IMPI	8 (1.34)	31 (5.21)
87	INC	421 (69.82)	BJP	158 (26.2)	263 (43.62)	IMPI	8 (1.33)	16 (2.65)
88	BJP	242 (59.46)	INC	155 (38.08)	87 (21.38)	BSP	3 (0.74)	7 (1.72)
89	BJP	215 (51.56)	INC	188 (45.08)	27 (6.48)	BSP	2 (0.48)	12 (2.88)
90	BJP	312 (67.1)	INC	142 (30.54)	170 (36.56)	BSP	2 (0.43)	9 (1.94)
91	BJP	416 (54.81)	INC	308 (40.58)	108 (14.23)	BSP	6 (0.79)	29 (3.82)
92	BJP	344 (54.52)	INC	249 (39.46)	95 (15.06)	SHS	9 (1.43)	29 (4.6)
93	BJP	368 (64.67)	INC	177 (31.11)	191 (33.56)	BSP	15 (2.64)	9 (1.58)
94	BJP	507 (59.09)	INC	308 (35.9)	199 (23.19)	BSP	9 (1.05)	34 (3.96)
95	BJP	470 (70.15)	INC	158 (23.58)	312 (46.57)	SPAKP	12 (1.79)	30 (4.48)
96	BJP	147 (50.34)	INC	131 (44.86)	16 (5.48)	BSP	8 (2.74)	6 (2.05)
97	BJP	292 (65.62)	INC	124 (27.87)	168 (37.75)	SPAKP	6 (1.35)	23 (5.17)
98	BJP	319 (65.64)	INC	137 (28.19)	182 (37.45)	AAP	7 (1.44)	23 (4.73)
99	BJP	200 (54.35)	INC	152 (41.3)	48 (13.05)	SPAKP	5 (1.36)	11 (2.99)

Contd....

DISCLAIMER

The Terms of Use and Disclaimer of Datanet India Private Limited (hereinafter referred to as "Datanet") for use of this analysis report of **Indore-5 Assembly Constituency (Indore-5 Vidhan Sabha)** :-

1. **Assembly Factbook™** is a Registered Trade Mark owned by Datanet.
2. All the maps are sketched and graphical representation only and have not been drawn to the scale and also not to represent the actual geographical area or boundary of the unit.
3. The data for the aforesaid analysis is based on authentic sources and has been culled from the various publications of Census, CSO and NSSO for district and block level data, various central and state government departments, Central & State Elections Commissions and the concerned Returning Officers' releases, Electoral Rolls, Election results and allied publications, internal assessment, surveys, estimates and analysis. Therefore, certain adjustment of data at micro level may have been done to arrive closer to the macro data.
4. Data have been provided on an "As Is" and "As AVAILABLE" basis
5. The colours shown in the maps or diagram and charts of a particular party, alliance or AC are indicative and do not represent them.
6. This publication which includes maps, sheets, graphs and data would be the property under copyright of Datanet only. The user may use these for its internal study, analysis and research purposes. It's public display, re-selling or any commercial uses by the user are not allowed.
7. Datanet has taken due care and caution in compilation and processing of data and allied information, but does not guarantee the accuracy, adequacy or completeness of any information/analysis and will be not responsible for any errors or omissions or for the results obtained from the use of such information/analysis.
8. All the contents for the publication have been culled from various authentic sources and Datanet reasonably believes such sources to be reliable, but does not make any representations, express or implied as to the accuracy or fitness of use of such information. The information or contents of the information/analysis do not constitute advice and should not be relied upon in making (or refraining from making) any decision. Any reliance placed upon the information provided by Datanet is the sole responsibility and strictly at the user's risk.
9. In no event will Datanet be liable for any damages (including, without limitation, damages for loss of business projects, or loss of profits) arising in contract, tort or otherwise from the use of or inability to use any of its contents, or from any action taken (or refrained from being taken) as a result of using the analysis or any of its contents. Datanet its directors, owners, editors, officials, employees, distributor and agents or any associate will not be liable for any errors in the information contained or any consequences arising from the use of the contents of the provided information/analysis.
10. If any provision of these terms and conditions is held invalid or illegal or unenforceable for any reason by any court of competent jurisdiction, such provision shall be severed and the remainder of provisions of the terms and conditions shall continue in full force and effect as if the Term of Use had been executed with the invalid, illegal or unenforceable provision eliminated.
11. If there are any discrepancies in the information provided, please bring it to attention of Datanet for suitable rectification measures.

**Buy Online This Complete Book At
Datanet India eBooks Store**

www.indiastatpublications.com

or go directly at

**[http://www.indiastatpublications.com/
Assembly_factbook/Madhya_Pradesh/Indore/Indore-5](http://www.indiastatpublications.com/Assembly_factbook/Madhya_Pradesh/Indore/Indore-5)**

 **indiastat**elections

ISBN : 978-93-87165-81-6

