



Karnataka


Assembly Factbook™

Chamaraja Assembly Constituency



Key Electoral Data of Chamaraja
Assembly Constituency (Vidhan Sabha)

Karnataka
Assembly FactbookTM
Chamaraja Assembly Constituency



Chamaraja Vidhan Sabha

Editor & Director

Dr. R.K. Thukral

Research Editor

Dr. Shafeeq Rahman

**Compiled, Researched and Published by
Datanet India Pvt. Ltd.**

D-100, 1st Floor,

Okhla Industrial Area, Phase-I,

New Delhi- 110020.

Ph.: 91-11- 43580781-84

Email : support@indiastatpublications.com

Website : <http://www.indiastatelections.com>

Online Book Store :

www.indiastatpublications.com

Report No. : AFB/KA-217-0125

ISBN : 978-93-5802-142-4

First Edition : January, 2018

Eighth Updated Edition : January, 2025

Price : Rs.11500/-

US\$ 310

© Datanet India Pvt. Ltd.

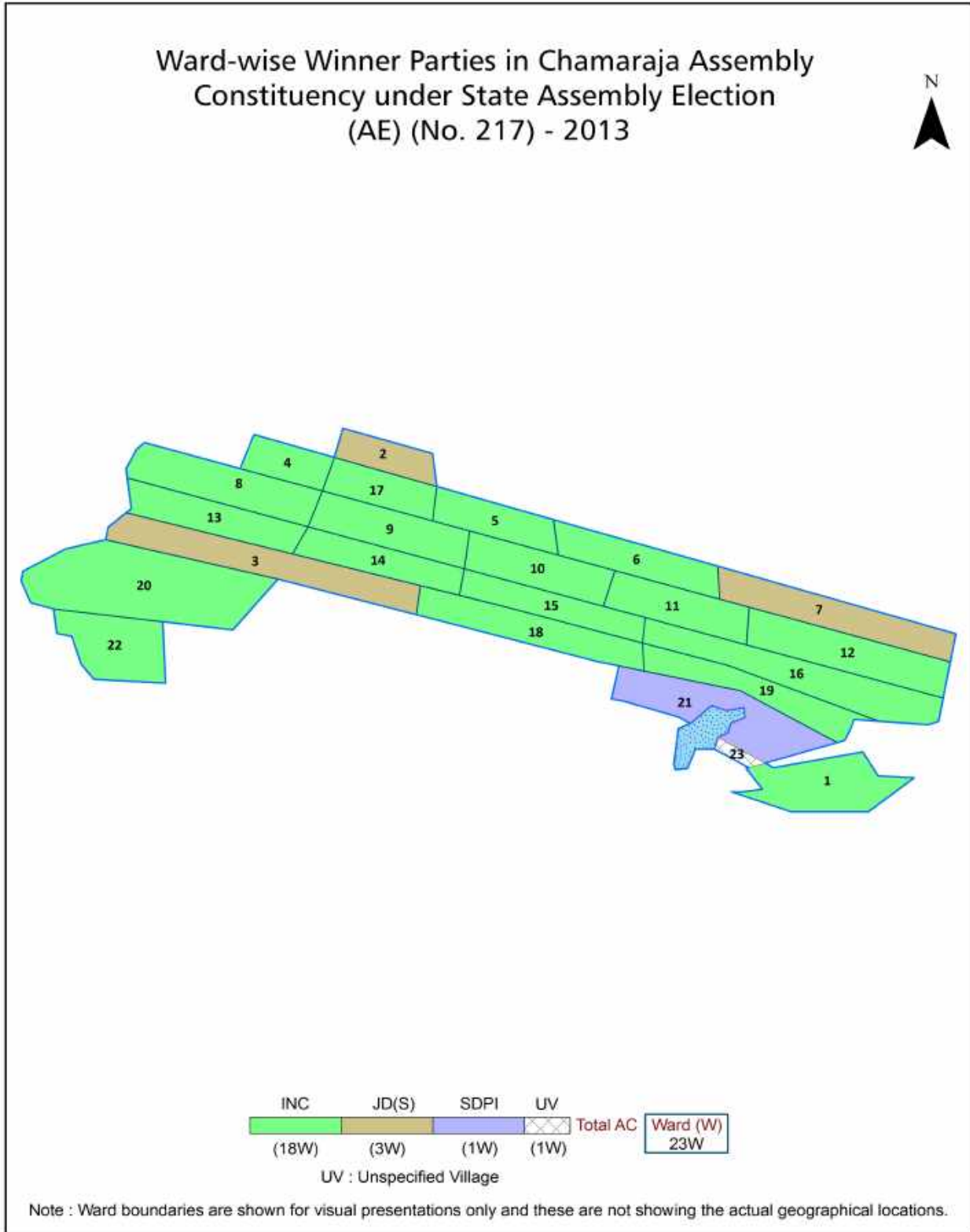
All rights reserved. No part of this book may be reproduced, stored in a retrieval system or transmitted in any form or by any means, mechanical photocopying, photographing, scanning, recording or otherwise without the prior written permission of the publisher. Please refer to Disclaimer at page no. 186 for the use of this publication.

Printed in India

Contents

No.	Particulars	Page No.
	Introduction	
1	Assembly Constituency - (Vidhan Sabha) at a Glance Features of Assembly as per Delimitation Commission of India (2008)	1-2
	Location and Political Maps	
2	Location Map Boundaries of Assembly Constituency - (Vidhan Sabha) in District Boundaries of Assembly Constituency under Parliamentary Constituency - (Lok Sabha) Ward-wise Winner Parties- 2024, 2023, 2019, 2018, 2014, 2013 and 2009	3-11
	Administrative Setup (2011)	
3	District Sub-district Towns Villages Inhabited Villages Uninhabited Villages Village Panchayat Intermediate Panchayat	12-12
	Demographics (2011)	
4	Population Households Rural/Urban Population Ward by Population Size Sex Ratio (Total & 0-6 Years) Religious Population Social Population Literacy Rate	13-14
	Electoral Features	
5	Important Dates of Last Elections Held Electors by Gender Service Electors Voters Voters Turnout Polling Stations & Average Number of Electors per Polling Station Electors by Age Group Present Elected Representatives	15-20
	Historical Summary Election Results	
6	Vote Share of Major Parties Winning Margin (Number & Percentage) Polarity of Parties Summary Result of Assembly Segment of Parliamentary Elections 2024, 2019, 2014, 2009, 2004 and 1999 Summary Result of Assembly Elections 2023, 2018, 2013, 2008, 2004, 1999, 1994, 1989, 1985, 1983 and 1978	21-40
	Polling Station Level Election Results	
7	Name and Number of Polling Station 2024, 2023, 2019, 2018, 2014, 2013 and 2009 Polling Station-wise Electors, Voters & Voters Turnout 2024, 2023, 2019, 2018, 2014, 2013 and 2009 Polling Station wise Elections Results 2024, 2023, 2019, 2018, 2014, 2013 and 2009	41-180
	Share of Assembly Constituency	
8	Share of Assembly Constituency - (Vidhan Sabha) in State, District and Parliamentary Constituency - (Lok Sabha)	181
9	Abbreviation & Sources	184-185
10	Disclaimer	186

Location & Political Map

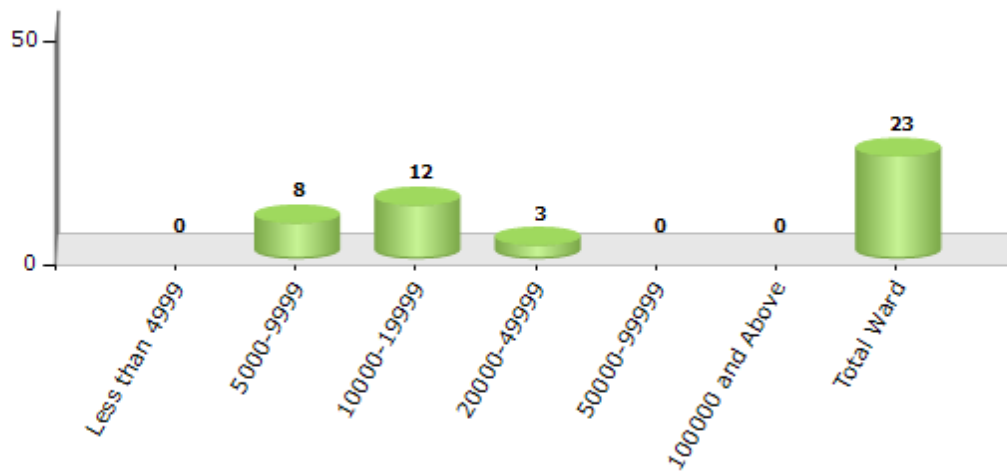


Demographics

Number of Ward by Population Size - 2011

Less than 4999	5000-9999	10000-19999	20000-49999	50000-99999	100000 and Above	Total Ward
0	8	12	3	0	0	23

Number of Ward by Population Size - 2011

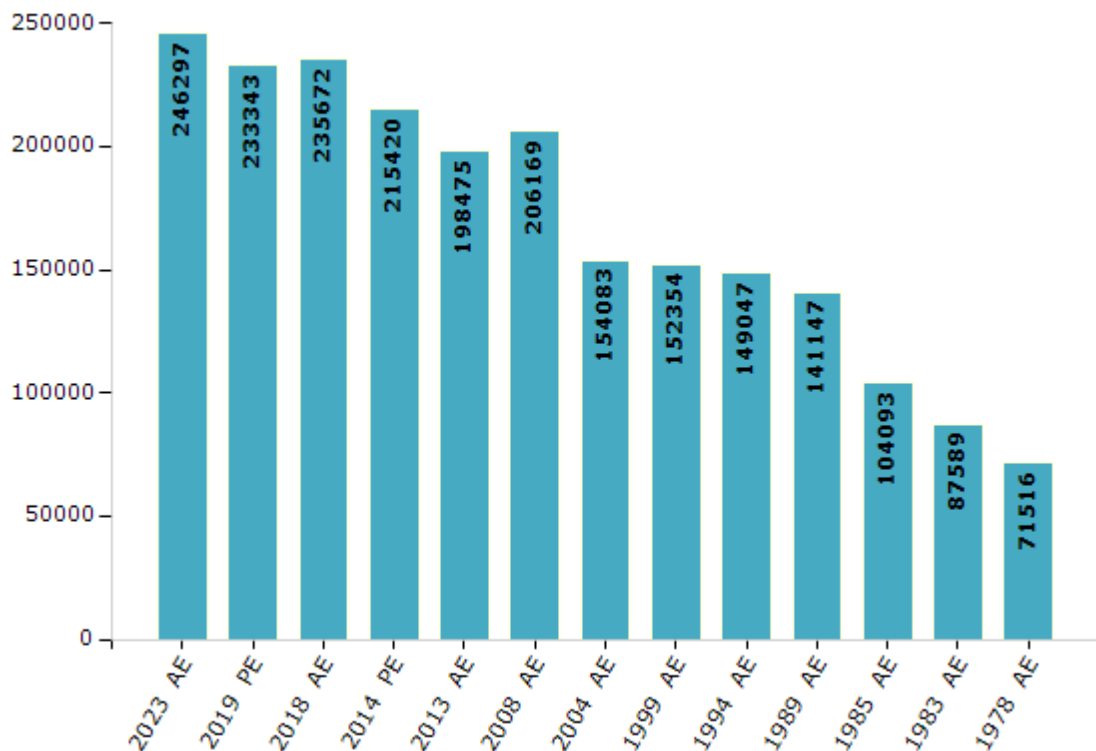


Electoral Features

Electors by Male & Female

Year	Male	Female	Others	Total	Year	Male	Female	Others	Total
2023 AE	121415	124851	31	246297	1999 AE	78995	73359	-	152354
2019 PE	116409	116909	25	233343	1994 AE	77324	71723	-	149047
2018 AE	118091	117556	25	235672	1989 AE	75139	66008	-	141147
2014 PE	108681	106712	27	215420	1985 AE	55183	48910	-	104093
2013 AE	100091	98371	13	198475	1983 AE	46482	41107	-	87589
2009 PE	-	-	-	-	1978 AE	37495	34021	-	71516
2008 AE	103412	102757	-	206169	1972 AE	-	-	-	-
2004 PE	-	-	-	-	1967 AE	-	-	-	-
2004 AE	78398	75685	-	154083	1962 AE	-	-	-	-
1999 PE	-	-	-	-	1957 AE	-	-	-	-

Number of Electors

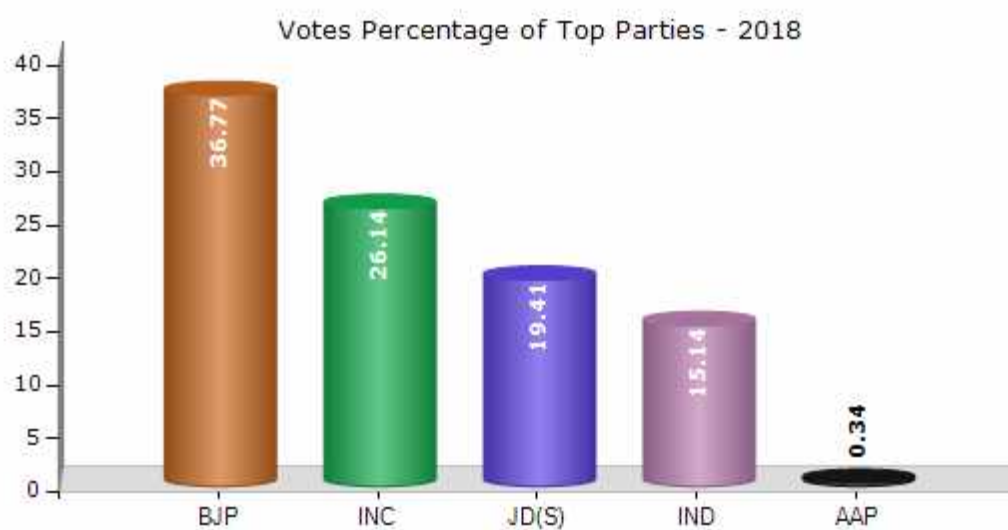


Note : AE : Assembly Election, PE : Assembly Segment of Parliamentary Election

Historical Summary Election Results

Summary Result of Assembly Election - 2018

Candidate Name	Party	Votes	Votes %
L. Nagendra	BJP	51683	36.77
Vasu	INC	36747	26.14
K.S Rangappa	JD(S)	27284	19.41
K. Harish Gowda	IND	21282	15.14
Malavika Gubbi Vani	AAP	483	0.34
M.K. Prashantha	KPJP	424	0.3
M. Somashekar	BJC	241	0.17
Malini .R	IND	202	0.14
M. Panchalingu	IND	140	0.1
P. Purushotham	IND	119	0.08
Majeed Ahmed	IND	108	0.08
Shanthi D Awaradi	AIMEP	104	0.07
M. Manoj Kumar	IND	93	0.07
Kaveriyamma N.K	IND	83	0.06
	NOTA	1561	1.11



Polling Station Level Election Results

Number and Name of Polling Stations (PS) (2023)

Number of Polling Stations	Name of Polling Stations	Number of Polling Stations	Name of Polling Stations
1	Lanake (Dear Darshini) Vidya Institution 2Nd Stage Hebbalu Rs No 1 Mysore	22	Sriparamahansa Vidyaniketan Trust, Room No.3) Near Sankranti Circle, Hebbal 2Nd Floor, Mysuru
2	Lanake (Dear Darshini) Vidya Institution 2Nd Stage Hebbalu Rs No 2 Mysore	23	Sriparamahansa Vidyaniketan Trust, Room No.4) Near Sankranti Circle, Hebbal 2Nd Floor, Mysuru
3	Lanake (Dear Darshini) Vidya Institution 2Nd Stage Hebbalu Rd No 3 Mysore	24	Sriparamahansa Vidyaniketan Trust (Rom.No.5) Near Sankranti Circle Hebbala 2Nd Floor, Mysore
4	Lanake (Dear Darshini) Vidya Institution 2Nd Stage Hebbalu Rd No 4 Mysore	25	Sri Paramahansa Vidyaniketa Institute, (Room No. 6), Near Sankranti Circle, Hebbal, 2Nd Phase, Mysore.
5	Lanake (Dear Darshini) Vidya Institution 2Nd Stage Hebbalu Rs No 5 Mysore	26	Sri Paramahansa Vidyaniketa Institute, (Room No. 7), Near Sankranti Circle, Hebbal, 2Nd Phase, Mysore.
6	Lanake (Dear Darshini) Vidya Institution 2Nd Stage Hebbalu Rd No 6 Mysore	27	Government Pre-Graduate College, (Room No. 1), Abhishek Circle, Manchegowda Koppalu, Mysore.
7	Kamadhenu Educational Institute Bhairaveshwar Nagar, Mysore. Rs.No.1	28	Government Pre-Graduate College, (Room No. 2), Abhishek Circle, Manchegowda Koppalu, Mysore.
8	Kamadenu Educational Institute, Sri Bhairaveshwara Nagar, Mysore Room No. 2	29	Government Pre-Graduate College, (Room No. 3), Abhishek Circle, Manchegowda Koppalu, Mysore.
9	Kamadenu Educational Institute, Sri Bhairaveshwar Nagar, Mysore Room No.3	30	Government Pre-Graduate College, (Room No. 4), Abhishek Circle, Manchegowda Koppalu, Mysore.
10	Sri Bhairaveshwar High School, West Wing Building, (Room No.1), Bhairaveshwar Nagar, Mysore.	31	Government Pre-Graduate College, (Room No.5), Abhishek Circle, Manchegowda Koppalu, Mysore.
11	Sri Bhairaveshwar Praudashala, West Wing Building, (Room No.2), Bhairaveshwar Nagar, Mysore.	32	Sri Kalaniketana School Of Arts Vijayanagara 2Nd Floor -1
12	Sri Bhairaveshwar Praudashala, West Wing Building, (Room No.3), Bhairaveshwar Nagar, Mysore.	33	Sri Kalaniketana School Of Arts Vijayanagara 2Nd Floor -2
13	Sri Bhairaveshwar Praudashala, West Wing Building, (Room No.4), Bhairaveshwar Nagar, Mysore.	34	Ananta Geeta Vidyalaya, Vijayanagar 2Nd Phase, Mysore (Room No.1)
14	Government Junior Primary School Bhairaveshwar Nagar Room No 1 Mysore	35	Ananta Geetha Vidyalaya, Vijayanagar 2Nd Phase, Mysore (Room No.2)
15	Government Junior Primary School Bhairaveshwar Nagar Room No 2 Mysore.	36	Ananta Geetha Vidyalaya, Vijayanagar 2Nd Phase, Mysore (Room No.3)
16	Government Senior Primary School (Old Village School) Room No.1, Manchegoudana Koppalu, Mysore	37	Jss High School, Vijayanagar 2Nd Phase, Mysore (Room No.1),
17	Government Senior Primary School (Old Village School) Room No.2, Manchegoudana Koppalu, Mysore	38	Jss High School, Vijayanagar 2Nd Phase, Mysore (Room No.2)
18	Government Senior Primary School New Building (Room No.3) North Part, Manchegoudana Koppalu, Mysore	39	Department Of Women And Child Development, Kd Circle, Vijayanagar 2Nd Phase, Mysore (Room No.1)
19	Government Senior Primary School New Building (Room No.4) North Manchegoudana Koppalu, Mysore	40	Sivananda High School (Room No.1) Hebbalu 1St Phase, Mysore
20	Sriparamahansa Vidyaniketan Trust Near Sankranti Circle Hebbalu 2Nd Phase, Mysore (Rs No 1)	41	Sivananda High School (Room No. 2) Hebbalu 1St Phase, Mysore
21	Sriparamahansa Vidyaniketan Trust Near Sankranti Circle Hebbalu 2Nd Phase, Mysore (Rs No 2)	42	Sivananda High School (Room No. 3) Hebbalu 1St Phase, Mysore

Contd....

Polling Station Level Election Results

Polling Station-wise Votes Secured by Overall Top Five Parties in Chamaraja Assembly in Assembly Election (AE) under Mysore Parliamentary Constituency in Karnataka (2023)

Number of Polling Station	Winner - K. Harish Gowda (INC)	Runner-up - L. Nagendra. (BJP)	3rd - H. K. Ramesh (Ravi) M.B.A (JD(S))	4th - Prabha Nandish (UPJP)	5th - Malavika Gubbivani (AAP)	NOTA	Other	Total Votes Secured
36	161	335	16	3	4	4	1	524
37	167	301	30	4	6	7	2	517
38	155	347	19	2	4	7	4	538
39	259	311	12	10	8	5	4	609
40	260	264	27	13	7	4	5	580
41	207	188	25	5	3	3	3	434
42	203	251	36	8	1	7	7	513
43	158	238	22	2	2	1	4	427
44	351	408	32	13	6	6	6	822
45	185	254	19	5	2	3	2	470
46	169	242	19	0	3	1	2	436
47	213	221	15	7	3	2	7	468
48	370	320	44	9	4	9	8	764
49	209	222	16	2	3	5	1	458
50	162	209	29	3	0	3	2	408
51	396	401	51	5	9	8	7	877
52	303	416	40	7	8	8	5	787
53	271	295	20	9	7	7	4	613
54	341	287	40	8	6	7	8	697
55	316	199	28	4	2	6	6	561
56	357	203	33	3	0	4	12	612
57	308	184	35	4	1	5	6	543
58	487	253	56	3	5	14	12	830
59	616	213	23	8	2	8	9	879
60	270	374	37	3	1	3	4	692
61	567	350	31	9	3	9	10	979
62	563	300	20	7	4	10	11	915
63	421	243	34	7	2	6	16	729
64	426	212	24	3	9	2	12	688
65	519	332	38	5	2	4	16	916
66	571	328	54	9	1	15	13	991
67	454	285	44	4	2	6	16	811
68	359	143	18	5	2	2	3	532
69	386	195	14	2	3	1	3	604
70	562	381	40	6	4	6	13	1012

Contd....

Polling Station Level Election Results

Winner, Runner-up and 3rd Party Position & Winning Margin According to Polling Stations in Chamaraja Assembly in Assembly Election (AE) under Mysore Parliamentary Constituency in Karnataka (2023)

Polling Station Number	Winner Party	Winner Votes (%)	Runner-up Party	Runner-up Votes (%)	Winning Margin Votes (%)	Third Party	Third Party Votes (%)	Other Votes (%)
71	INC	509 (57.71)	BJP	319 (36.17)	190 (21.54)	JD(S)	22 (2.49)	32 (3.63)
72	INC	276 (50.46)	BJP	228 (41.68)	48 (8.78)	JD(S)	27 (4.94)	16 (2.93)
73	INC	336 (60.54)	BJP	183 (32.97)	153 (27.57)	JD(S)	21 (3.78)	15 (2.7)
74	INC	532 (64.48)	BJP	249 (30.18)	283 (34.3)	JD(S)	17 (2.06)	27 (3.27)
75	BJP	403 (62.87)	INC	192 (29.95)	211 (32.92)	JD(S)	18 (2.81)	28 (4.37)
76	BJP	381 (66.61)	INC	151 (26.4)	230 (40.21)	JD(S)	24 (4.2)	16 (2.8)
77	BJP	203 (46.88)	INC	194 (44.8)	9 (2.08)	JD(S)	15 (3.46)	21 (4.85)
78	BJP	344 (47.65)	INC	336 (46.54)	8 (1.11)	JD(S)	30 (4.16)	12 (1.66)
79	INC	372 (52.99)	BJP	302 (43.02)	70 (9.97)	JD(S)	13 (1.85)	15 (2.14)
80	INC	250 (47.71)	BJP	242 (46.18)	8 (1.53)	JD(S)	17 (3.24)	15 (2.86)
81	BJP	285 (48.14)	INC	275 (46.45)	10 (1.69)	JD(S)	19 (3.21)	13 (2.2)
82	BJP	340 (56.38)	INC	216 (35.82)	124 (20.56)	JD(S)	29 (4.81)	18 (2.99)
83	BJP	403 (55.21)	INC	290 (39.73)	113 (15.48)	JD(S)	12 (1.64)	25 (3.42)
84	BJP	292 (57.82)	INC	182 (36.04)	110 (21.78)	JD(S)	15 (2.97)	16 (3.17)
85	BJP	396 (51.56)	INC	323 (42.06)	73 (9.5)	JD(S)	18 (2.34)	31 (4.04)
86	BJP	290 (56.64)	INC	183 (35.74)	107 (20.9)	JD(S)	22 (4.3)	17 (3.32)
87	BJP	299 (58.86)	INC	171 (33.66)	128 (25.2)	JD(S)	14 (2.76)	24 (4.72)
88	BJP	328 (51.49)	INC	263 (41.29)	65 (10.2)	JD(S)	18 (2.83)	28 (4.4)
89	BJP	278 (60.17)	INC	164 (35.5)	114 (24.67)	JD(S)	11 (2.38)	9 (1.95)
90	BJP	297 (53.8)	INC	203 (36.78)	94 (17.02)	JD(S)	22 (3.99)	30 (5.43)
91	BJP	316 (57.25)	INC	201 (36.41)	115 (20.84)	JD(S)	22 (3.99)	13 (2.36)
92	BJP	293 (64.4)	INC	134 (29.45)	159 (34.95)	JD(S)	20 (4.4)	8 (1.76)
93	BJP	256 (53.78)	INC	190 (39.92)	66 (13.86)	JD(S)	12 (2.52)	18 (3.78)
94	BJP	358 (57.46)	INC	220 (35.31)	138 (22.15)	JD(S)	22 (3.53)	23 (3.69)
95	INC	570 (60.7)	BJP	333 (35.46)	237 (25.24)	JD(S)	13 (1.38)	23 (2.45)
96	INC	482 (57.04)	BJP	334 (39.53)	148 (17.51)	JD(S)	16 (1.89)	13 (1.54)
97	BJP	334 (48.76)	INC	312 (45.55)	22 (3.21)	JD(S)	23 (3.36)	16 (2.34)
98	BJP	320 (49.61)	INC	282 (43.72)	38 (5.89)	JD(S)	22 (3.41)	21 (3.26)
99	INC	326 (53.36)	BJP	248 (40.59)	78 (12.77)	JD(S)	27 (4.42)	10 (1.64)
100	INC	416 (66.99)	BJP	184 (29.63)	232 (37.36)	AAP	5 (0.81)	16 (2.58)
101	INC	308 (62.99)	BJP	163 (33.33)	145 (29.66)	JD(S)	9 (1.84)	9 (1.84)
102	INC	600 (64.72)	BJP	284 (30.64)	316 (34.08)	JD(S)	13 (1.4)	30 (3.24)
103	INC	340 (50)	BJP	306 (45)	34 (5)	JD(S)	19 (2.79)	15 (2.21)
104	INC	458 (50.78)	BJP	419 (46.45)	39 (4.33)	JD(S)	10 (1.11)	15 (1.66)
105	INC	366 (54.79)	BJP	285 (42.66)	81 (12.13)	JD(S)	6 (0.9)	11 (1.65)

Contd....

DISCLAIMER

The Terms of Use and Disclaimer of Datanet India Private Limited (hereinafter referred to as "Datanet") for use of this analysis report of **Chamaraja Assembly Constituency (Chamaraja Vidhan Sabha)** :-

1. **Assembly Factbook™** is a Registered Trade Mark owned by Datanet.
2. All the maps are sketched and graphical representation only and have not been drawn to the scale and also not to represent the actual geographical area or boundary of the unit.
3. The data for the aforesaid analysis is based on authentic sources and has been culled from the various publications of Census, CSO and NSSO for district and block level data, various central and state government departments, Central & State Elections Commissions and the concerned Returning Officers' releases, Electoral Rolls, Election results and allied publications, internal assessment, surveys, estimates and analysis. Therefore, certain adjustment of data at micro level may have been done to arrive closer to the macro data.
4. Data have been provided on an "As Is" and "As AVAILABLE" basis
5. The colours shown in the maps or diagram and charts of a particular party, alliance or AC are indicative and do not represent them.
6. This publication which includes maps, sheets, graphs and data would be the property under copyright of Datanet only. The user may use these for its internal study, analysis and research purposes. It's public display, re-selling or any commercial uses by the user are not allowed.
7. Datanet has taken due care and caution in compilation and processing of data and allied information, but does not guarantee the accuracy, adequacy or completeness of any information/analysis and will be not responsible for any errors or omissions or for the results obtained from the use of such information/analysis.
8. All the contents for the publication have been culled from various authentic sources and Datanet reasonably believes such sources to be reliable, but does not make any representations, express or implied as to the accuracy or fitness of use of such information. The information or contents of the information/analysis do not constitute advice and should not be relied upon in making (or refraining from making) any decision. Any reliance placed upon the information provided by Datanet is the sole responsibility and strictly at the user's risk.
9. In no event will Datanet be liable for any damages (including, without limitation, damages for loss of business projects, or loss of profits) arising in contract, tort or otherwise from the use of or inability to use any of its contents, or from any action taken (or refrained from being taken) as a result of using the analysis or any of its contents. Datanet its directors, owners, editors, officials, employees, distributor and agents or any associate will not be liable for any errors in the information contained or any consequences arising from the use of the contents of the provided information/analysis.
10. If any provision of these terms and conditions is held invalid or illegal or unenforceable for any reason by any court of competent jurisdiction, such provision shall be severed and the remainder of provisions of the terms and conditions shall continue in full force and effect as if the Term of Use had been executed with the invalid, illegal or unenforceable provision eliminated.
11. If there are any discrepancies in the information provided, please bring it to attention of Datanet for suitable rectification measures.

**Buy Online This Complete Book At
Datanet India eBooks Store**

www.indiastatpublications.com

or go directly at

[http://www.indiastatpublications.com/
Assembly_factbook/Karnataka/Mysore/Chamaraja](http://www.indiastatpublications.com/Assembly_factbook/Karnataka/Mysore/Chamaraja)

 **indiastat**elections

ISBN - 978-93-5802-142-4



9 789358 102142 4