



Karnataka

Assembly Factbook™

Maddur Assembly Constituency



Key Electoral Data of Maddur
Assembly Constituency (Vidhan Sabha)

Karnataka

Assembly Factbook™

Maddur Assembly Constituency



Maddur Vidhan Sabha

Editor & Director

Dr. R.K. Thukral

Research Editor

Dr. Shafeeq Rahman

Compiled, Researched and Published by Datanet India Pvt. Ltd.

D-100, 1st Floor,

Okhla Industrial Area, Phase-I,

New Delhi- 110020.

Ph.: 91-11- 43580781-84

Email : support@indiastatpublications.com

Website : www.indiastatelections.com

Online Book Store :

www.indiastatpublications.com

Report No. : AFB/KA-187-0125

ISBN : 978-93-5802-103-5

First Edition : January, 2018

Eighth Updated Edition : January, 2025

Price : Rs.11500/-

US\$ 310

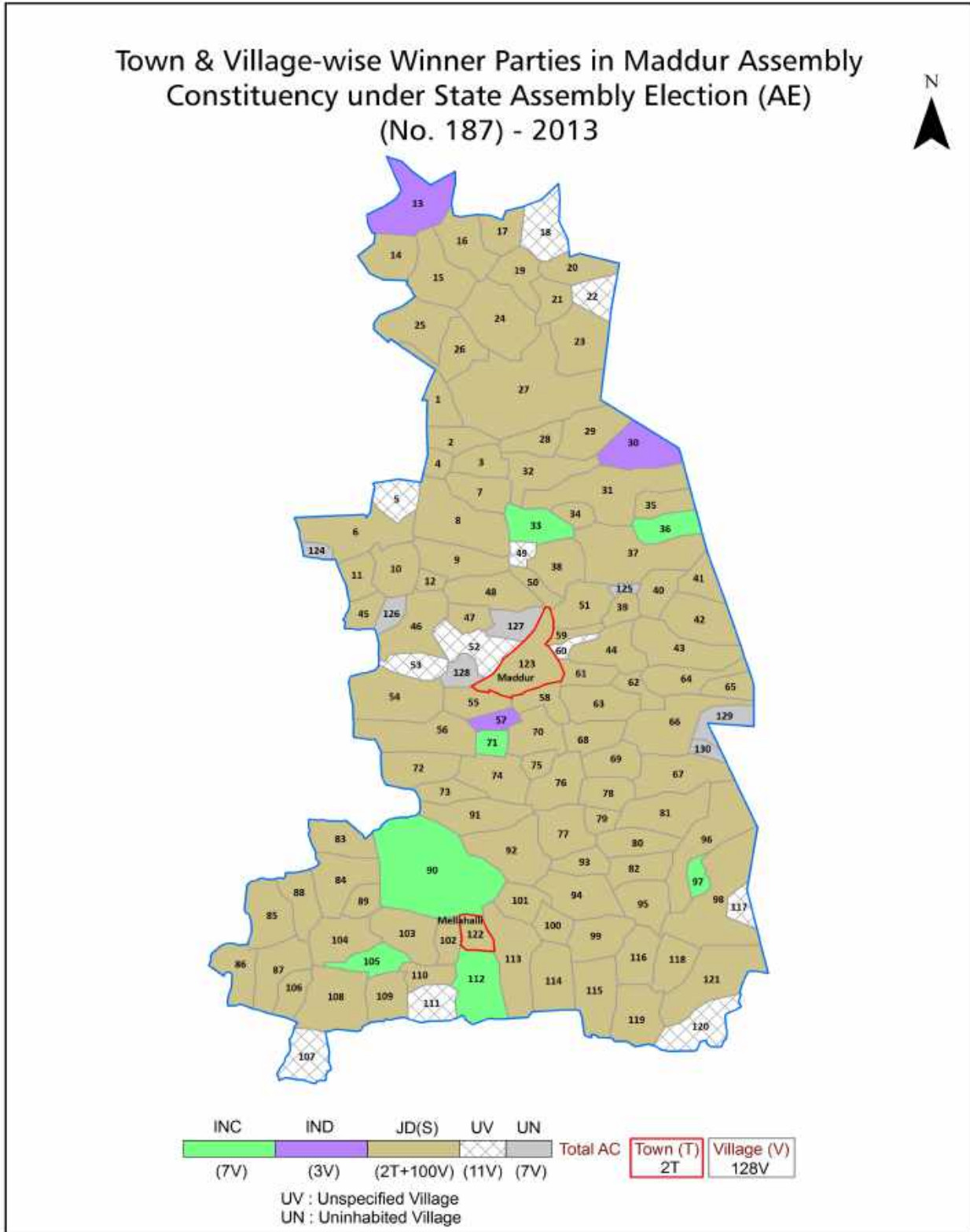
© Datanet India Pvt. Ltd.

All rights reserved. No part of this book may be reproduced, stored in a retrieval system or transmitted in any form or by any means, mechanical photocopying, photographing, scanning, recording or otherwise without the prior written permission of the publisher. Please refer to Disclaimer at page no. 231 for the use of this publication.

Printed in India

No.	Particulars	Page No.
	Introduction	
1	Assembly Constituency - (Vidhan Sabha) at a Glance Features of Assembly as per Delimitation Commission of India (2008)	1-2
	Location and Political Maps	
2	Location Map Boundaries of Assembly Constituency - (Vidhan Sabha) in District Boundaries of Assembly Constituency under Parliamentary Constituency - (Lok Sabha) Town & Village-wise Winner Parties- 2024, 2023, 2019, 2018, 2014, 2013 and 2009	3-11
	Administrative Setup (2011)	
3	District Sub-district Towns Villages Inhabited Villages Uninhabited Villages Village Panchayat Intermediate Panchayat	12-19
	Demographics (2011)	
4	Population Households Rural/Urban Population Towns and Villages by Population Size Sex Ratio (Total & 0-6 Years) Religious Population Social Population Literacy Rate	20-21
	Electoral Features	
5	Important Dates of Last Elections Held Electors by Gender Service Electors Voters Voters Turnout Polling Stations & Average Number of Electors per Polling Station Electors by Age Group Present Elected Representatives	22-27
	Historical Summary Election Results	
6	Vote Share of Major Parties Winning Margin (Number & Percentage) Polarity of Parties Summary Result of Assembly Segment of Parliamentary Elections 2024, 2019, 2014, 2009, 2004 and 1999 Summary Result of Assembly Elections 2023, 2018, 2013, 2008, 2004, 1999, 1994, 1989, 1985, 1983, 1978, 1972, 1967, 1962 and 1957	28-51
	Polling Station Level Election Results	
7	Name and Number of Polling Station 2024, 2023, 2019, 2018, 2014, 2013 and 2009 Polling Station-wise Electors, Voters & Voters Turnout 2024, 2023, 2019, 2018, 2014, 2013 and 2009 Polling Station wise Elections Results 2024, 2023, 2019, 2018, 2014, 2013 and 2009	52-211
	Share of Assembly Constituency	
8	Share of Assembly Constituency - (Vidhan Sabha) in State, District and Parliamentary Constituency - (Lok Sabha)	212
	Socio-Economic Amenities (2011)	
9	Access to Administrative Units Agricultural, Manufacturing and Industrial Commodities Demographic Indicators Education Health & Manpower Drinking Water Supply Sanitation Entertainment and Recreations Infrastructure Power Food Allocation Distribution and Marketing of Agriculture Commodities Infrastructure Transport and Road Infrastructure Communication Banking and Financial Services Land Use Irrigation Source	214-228
10	Abbreviation & Sources	229-230
11	Disclaimer	231

Location & Political Map



Administrative Setup

List of Village Panchayat & Intermediate Panchayat (Block) Name - 2011

Village Name	Village Panchayat Name	Intermediate Panchayat Name
Agralinganahalli	Somanahalli	Maddur
Ajjahalli	Kyathaghatta	Maddur
Alabujanahalli	Annur	Maddur
Alamsettahalli	Athaguru	Maddur
Alur	Alur	Maddur
Ambarahalli	Madarahalli	Maddur
Ankanathapura	Huthagere	Maddur
Annur	Annur	Maddur
Arechakanahalli	K. Settihalli	Maddur
Aruvanahalli	Koolagere	Maddur
Athaguru	Athaguru	Maddur
Bannahalli	K. Bellur	Maddur
Belathur	Hosakere	Maddur
Besagarahalli	Besagarahalli	Maddur
Bheemanakere	K. Bellur	Maddur
Bidarahalli	Bidarahalli	Maddur
Bidarahosahalli	Bidarahalli	Maddur
Boppasamudra	Menasagere	Maddur
Borapura	Sadolalu	Maddur
Buddaguppe	Alur	Maddur
Bujavalli	Kadukothanahalli	Maddur
Byadrahalli	K. Honnalagere	Maddur
Byaladakere	Huthagere	Maddur
Chamanahalli	Chamanahalli	Maddur
Chandahalli	K. Honnalagere	Maddur
Channasandra	Goravanahalli	Maddur
Chatradahosahalli	Chikkarasinakere	Maddur
Chikkankanahalli	Huthagere	Maddur
Chikkarasinakere	Chikkarasinakere	Maddur

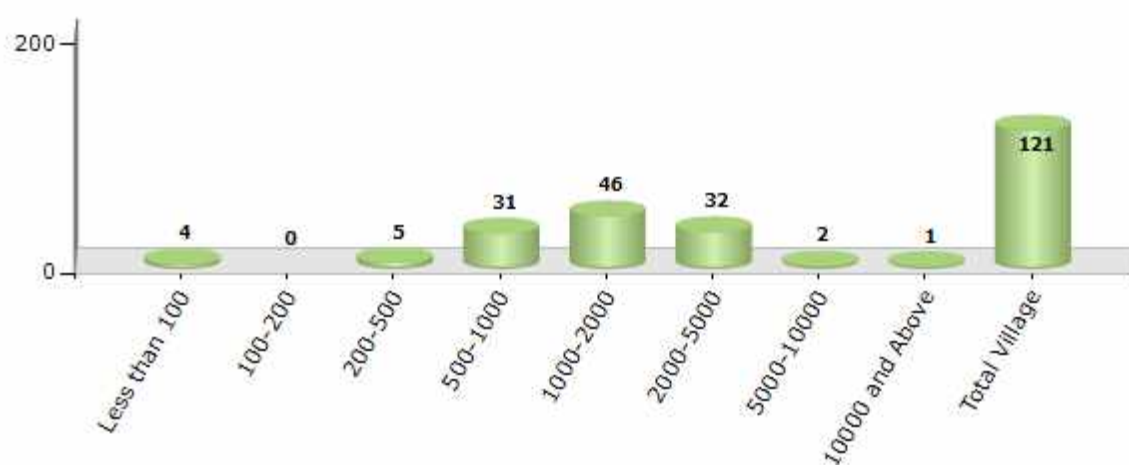
Contd....

Demographics

Number of Villages by Population Size - 2011

Less than 100	100-200	200-500	500-1000	1000-2000	2000-5000	5000-10000	10000 and Above	Total Village
4	0	5	31	46	32	2	1	121

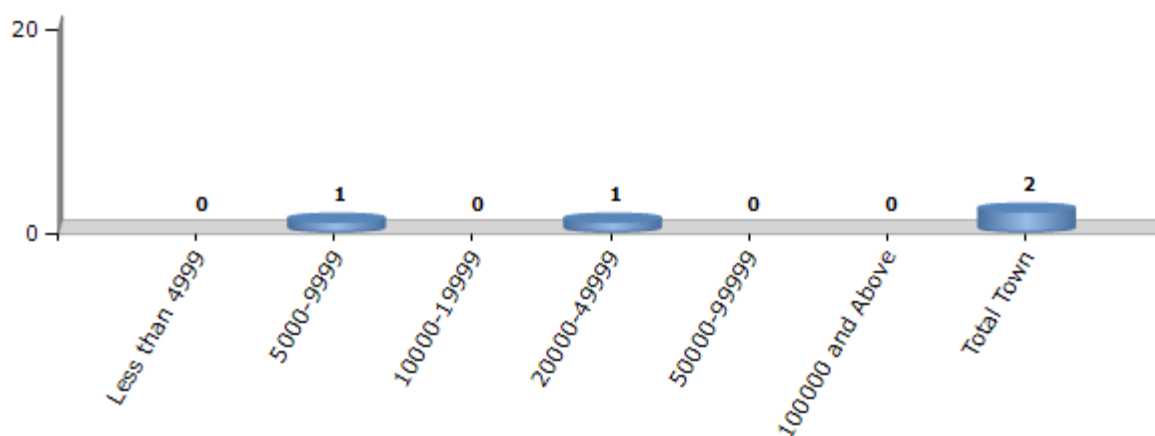
Number of Villages by Population Size - 2011



Number of Towns by Population Size - 2011

Less than 4999	5000-9999	10000-19999	20000-49999	50000-99999	100000 and Above	Total Town
0	1	0	1	0	0	2

Number of Towns by Population Size - 2011

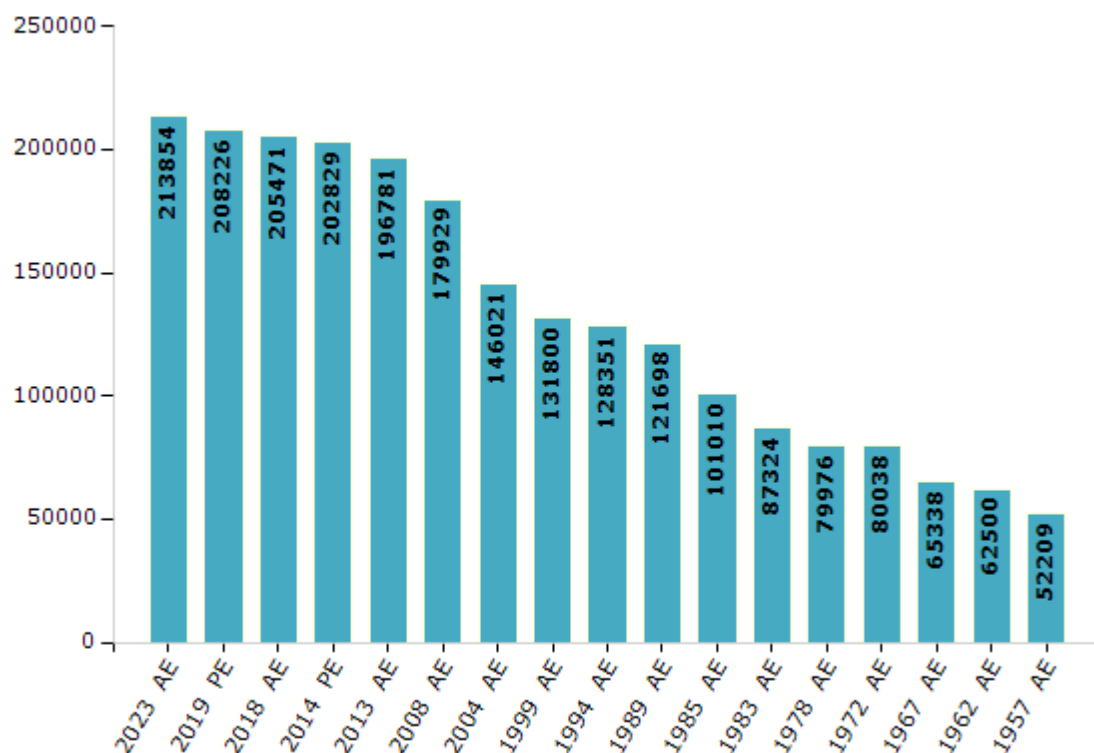


Electoral Features

Electors by Male & Female

Year	Male	Female	Others	Total	Year	Male	Female	Others	Total
2023 AE	104009	109825	20	213854	1999 AE	66102	65698	-	131800
2019 PE	102601	105605	20	208226	1994 AE	65372	62979	-	128351
2018 AE	101490	103961	20	205471	1989 AE	64672	57026	-	121698
2014 PE	100880	101943	6	202829	1985 AE	51937	49073	-	101010
2013 AE	98282	98499	0	196781	1983 AE	44757	42567	-	87324
2009 PE	-	-	-	-	1978 AE	41282	38694	-	79976
2008 AE	91105	88824	-	179929	1972 AE	41506	38532	-	80038
2004 PE	-	-	-	-	1967 AE	-	-	-	65338
2004 AE	73021	73000	-	146021	1962 AE	-	-	-	62500
1999 PE	-	-	-	-	1957 AE	-	-	-	52209

Number of Electors

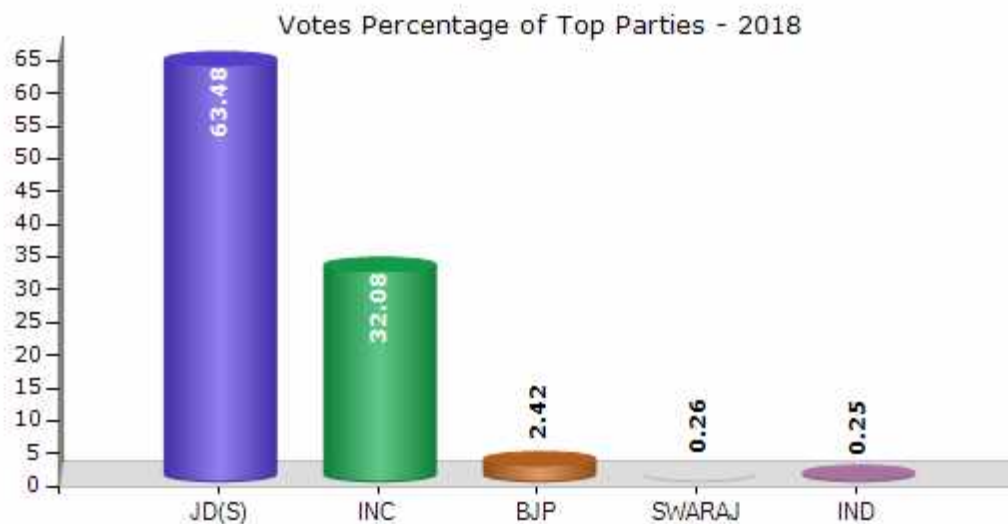


Note : AE : Assembly Election, PE : Assembly Segment of Parliamentary Election

Historical Summary Election Results

Summary Result of Assembly Election - 2018

Candidate Name	Party	Votes	Votes %
D.C.Thammanna	JD(S)	109239	63.48
Madhu G Madegowda	INC	55209	32.08
Madduru Sathisha	BJP	4159	2.42
Lingegowda S H	SWARAJ	450	0.26
Venkatesha	IND	429	0.25
Shivamadegowda K R	IND	404	0.23
Venkatesha B	DRAPP	182	0.11
Dr.Manojith S S	FCI	151	0.09
P.S. Mahesh Kumar	IND	146	0.08
Mahesha S	IND	101	0.06
Chethan B	IND	98	0.06
N C Puttaraju	IND	90	0.05
Heena Kouser	AIMEP	87	0.05
	NOTA	1350	0.78



Polling Station Level Election Results

Number and Name of Polling Stations (PS) (2023)

Number of Polling Stations	Name of Polling Stations	Number of Polling Stations	Name of Polling Stations
1	Government High School, Navile	22	Government Junior Primary School, Basavalinganadoddy
2	Government Junior Primary School, Ankanathapura	23	Anganwadi Center Yadanahalli
3	Government Senior Primary School, Harakanahalli	24	Government Senior Secondary School, (North Part), Kestur-1
4	Government Junior Primary School, Mallanayakanahalli	25	Government Senior Secondary School, (South Side), Kestur-2
5	Government Junior Primary School, Chatralinganadoddy	26	Govt Senior Primary School, N Kodihalli
6	Government Senior Primary School, Kundanakuppe	27	Government Junior Primary School, Senappanadoddy
7	Government Senior Primary School, Thumb	28	Government Junior Primary School, Tubinakere
8	Government Junior Primary School, Balladakere	29	Government Senior Primary School, Niluwagilu
9	Government Junior Primary School, Kurubaradoddi	30	Government Junior Primary School, Machahalli
10	Government Junior Primary School, Avasardahalli	31	Government Junior Primary School, Alamshettyhalli
11	Government Senior High School (West Wing), Mallanakuppe-1	32	Govt Junior Primary School, Mullahalli
12	Government Senior Secondary School, (South Side), Mallanakuppe-2	33	Government Junior Primary School, Mudigere
13	Government Junior Primary School, Chakanakere	34	Government High School, Tore Shettahalli
14	Government Senior High School (New Building), Dundanahalli	35	Government Senior High School, Thoreshattahalli-2
15	Government Junior Primary School, Bettadasanadoddy	36	Government Senior Primary School, Valagere Doddi
16	Government Junior Primary School, Chamalapuradadodi	37	Government Senior Primary School, Ataguru
17	Government High School, (New Building), Huthagere	38	Government Junior Primary School, Chinnan Doddi
18	Government Senior Primary School, Doddankanahalli	39	Government Junior Primary School, Anedoddi
19	Government Junior Primary School, Chikankanahalli	40	Government Senior Primary School, Maradevanahalli
20	Govt Senior Primary School. (New Building) (South Side) Adaganahalli-1	41	Government Junior Primary School, Hanumanthapura
21	Government Senior Primary School (South Wing), Adaganahalli-2	42	Govt Senior Primary School, Marasinganahalli

Contd....

Polling Station Level Election Results

Polling Station-wise Votes Secured by Overall Top Five Parties in Maddur Assembly in Assembly Election (AE) under Mandya Parliamentary Constituency in Karnataka (2023)

Number of Polling Station	Winner - Udaya.K.M (INC)	Runner-up - D.C. Thammanna (JD(S))	3rd - S.P. Swamy (BJP)	4th - Ananda (AAP)	5th - Somanahalli Shivakumar (BSP)	NOTA	Other	Total Votes Secured
36	297	231	37	7	0	3	7	582
37	452	81	65	3	4	3	11	619
38	150	59	55	0	0	1	3	268
39	320	296	125	4	0	4	5	754
40	279	246	43	3	1	0	5	577
41	357	224	142	5	2	3	9	742
42	525	348	100	6	1	5	6	991
43	386	293	47	3	0	0	9	738
44	334	278	49	4	0	4	7	676
45	557	465	120	3	1	6	13	1165
46	434	391	127	3	1	3	7	966
47	488	275	205	5	5	3	9	990
48	276	134	45	3	0	1	5	464
49	367	49	9	3	0	0	2	430
50	568	200	196	7	5	4	7	987
51	214	118	181	2	0	2	7	524
52	394	78	82	2	0	1	1	558
53	456	105	36	3	1	4	3	608
54	551	132	53	3	0	5	0	744
55	390	207	178	3	1	1	2	782
56	375	196	168	2	2	2	2	747
57	449	200	110	0	5	4	2	770
58	431	178	138	1	0	1	6	755
59	698	258	26	2	3	2	44	1033
60	527	149	13	6	0	3	16	714
61	272	60	34	3	0	1	3	373
62	366	185	119	3	0	1	5	679
63	513	344	187	5	5	2	13	1069
64	244	307	238	9	4	4	9	815
65	263	206	98	0	0	1	4	572
66	334	116	94	3	2	1	4	554
67	454	154	142	5	3	0	4	762
68	567	190	84	3	3	2	8	857
69	192	135	104	3	1	2	4	441
70	564	199	94	4	26	4	7	898

Contd....

Polling Station Level Election Results

Winner, Runner-up and 3rd Party Position & Winning Margin According to Polling Stations in Maddur Assembly in Assembly Election (AE) under Mandya Parliamentary Constituency in Karnataka (2023)

Polling Station Number	Winner Party	Winner Votes (%)	Runner-up Party	Runner-up Votes (%)	Winning Margin Votes (%)	Third Party	Third Party Votes (%)	Other Votes (%)
71	INC	602 (59.55)	JD(S)	278 (27.5)	324 (32.05)	BJP	111 (10.98)	20 (1.98)
72	INC	507 (66.54)	JD(S)	178 (23.36)	329 (43.18)	BJP	70 (9.19)	7 (0.92)
73	INC	531 (78.55)	BJP	61 (9.02)	470 (69.53)	JD(S)	57 (8.43)	27 (3.99)
74	INC	309 (42.74)	JD(S)	207 (28.63)	102 (14.11)	BJP	194 (26.83)	13 (1.8)
75	JD(S)	289 (45.23)	BJP	225 (35.21)	64 (10.02)	INC	117 (18.31)	8 (1.25)
76	INC	528 (59.13)	JD(S)	230 (25.76)	298 (33.37)	BJP	106 (11.87)	29 (3.25)
77	JD(S)	165 (41.35)	INC	119 (29.82)	46 (11.53)	BJP	107 (26.82)	8 (2.01)
78	JD(S)	406 (63.04)	INC	167 (25.93)	239 (37.11)	BJP	67 (10.4)	4 (0.62)
79	JD(S)	190 (37.7)	INC	182 (36.11)	8 (1.59)	BJP	125 (24.8)	7 (1.39)
80	JD(S)	413 (45.69)	INC	368 (40.71)	45 (4.98)	BJP	105 (11.62)	18 (1.99)
81	INC	454 (50.5)	JD(S)	229 (25.47)	225 (25.03)	BJP	198 (22.02)	18 (2)
82	INC	286 (48.56)	JD(S)	192 (32.6)	94 (15.96)	BJP	99 (16.81)	12 (2.04)
83	INC	371 (55.71)	BJP	170 (25.53)	201 (30.18)	JD(S)	117 (17.57)	8 (1.2)
84	INC	342 (58.26)	BJP	127 (21.64)	215 (36.62)	JD(S)	111 (18.91)	7 (1.19)
85	INC	505 (56.68)	BJP	223 (25.03)	282 (31.65)	JD(S)	144 (16.16)	19 (2.13)
86	JD(S)	213 (41.12)	INC	204 (39.38)	9 (1.74)	BJP	93 (17.95)	8 (1.54)
87	INC	672 (67.2)	JD(S)	239 (23.9)	433 (43.3)	BJP	69 (6.9)	20 (2)
88	INC	391 (41.46)	JD(S)	350 (37.12)	41 (4.34)	BJP	182 (19.3)	20 (2.12)
89	INC	494 (45.53)	JD(S)	425 (39.17)	69 (6.36)	BJP	125 (11.52)	41 (3.78)
90	INC	586 (55.81)	JD(S)	337 (32.1)	249 (23.71)	BJP	101 (9.62)	26 (2.48)
91	INC	296 (41.05)	JD(S)	218 (30.24)	78 (10.81)	BJP	193 (26.77)	14 (1.94)
92	JD(S)	313 (40.86)	INC	250 (32.64)	63 (8.22)	BJP	191 (24.93)	12 (1.57)
93	BJP	234 (40.07)	INC	188 (32.19)	46 (7.88)	JD(S)	156 (26.71)	6 (1.03)
94	INC	381 (43.79)	JD(S)	272 (31.26)	109 (12.53)	BJP	206 (23.68)	11 (1.26)
95	INC	430 (48.21)	JD(S)	283 (31.73)	147 (16.48)	BJP	173 (19.39)	6 (0.67)
96	INC	287 (44.36)	JD(S)	203 (31.38)	84 (12.98)	BJP	143 (22.1)	14 (2.16)
97	INC	355 (46.83)	JD(S)	195 (25.73)	160 (21.1)	BJP	194 (25.59)	14 (1.85)
98	INC	317 (44.03)	JD(S)	197 (27.36)	120 (16.67)	BJP	186 (25.83)	20 (2.78)
99	INC	574 (77.57)	JD(S)	153 (20.68)	421 (56.89)	BJP	7 (0.95)	6 (0.81)
100	INC	572 (72.04)	JD(S)	135 (17)	437 (55.04)	BJP	67 (8.44)	20 (2.52)
101	INC	476 (68.69)	JD(S)	163 (23.52)	313 (45.17)	BJP	43 (6.2)	11 (1.59)
102	INC	364 (69.33)	JD(S)	89 (16.95)	275 (52.38)	BJP	62 (11.81)	10 (1.9)
103	INC	423 (57.39)	JD(S)	157 (21.3)	266 (36.09)	BJP	146 (19.81)	11 (1.49)
104	INC	440 (72.61)	JD(S)	91 (15.02)	349 (57.59)	BJP	72 (11.88)	3 (0.5)
105	INC	509 (70.21)	JD(S)	174 (24)	335 (46.21)	BJP	29 (4)	13 (1.79)

Contd....

Socio-Economic Amenities - Rural

Access to Education Facilities

Particulars	Number of Villages (% of Population)				
	Available	Not Available	If Not Available (Distance of Nearest Facility)		
			A	B	C
Govt. Primary School	118 (100)	3 (0)	3 (0)	0 (0)	0 (0)
Private Primary School	18 (31)	103 (69)	0 (0)	0 (0)	0 (0)
Govt. Middle School	93 (91)	28 (9)	23 (8)	4 (1)	0 (0)
Private Middle School	12 (25)	109 (75)	1 (0)	0 (0)	0 (0)
Govt. Secondary School	34 (48)	87 (52)	49 (31)	22 (12)	10 (5)
Private Secondary School	8 (15)	113 (85)	0 (0)	3 (2)	0 (0)
Govt. Senior Secondary School	11 (24)	110 (76)	32 (21)	51 (37)	16 (11)
Private Senior Secondary School	4 (13)	117 (87)	6 (5)	4 (2)	1 (1)
Govt. Arts and Science Degree College	1 (4)	120 (96)	12 (15)	35 (23)	42 (28)
Private Arts and Science Degree College	0 (0)	121 (100)	5 (4)	17 (17)	9 (8)
Govt. Engineering College	0 (0)	121 (100)	0 (0)	0 (0)	1 (0)
Private Engineering College	0 (0)	121 (100)	0 (0)	0 (0)	120 (100)
Govt. Medicine College	0 (0)	121 (100)	25 (17)	5 (3)	91 (80)
Private Medicine College	0 (0)	121 (100)	0 (0)	0 (0)	0 (0)
Govt. Management Institute	0 (0)	121 (100)	0 (0)	3 (1)	6 (11)
Private Management Institute	0 (0)	121 (100)	4 (4)	17 (15)	90 (68)
Govt. Polytechnic	0 (0)	121 (100)	12 (11)	28 (22)	70 (57)
Private Polytechnic	0 (0)	121 (100)	0 (0)	2 (1)	9 (9)
Govt. Vocational Training School/ITI	2 (9)	119 (91)	10 (8)	32 (21)	67 (51)
Private Vocational Training School/ITI	0 (0)	121 (100)	1 (1)	4 (3)	5 (5)
Govt. Non Formal Training Centre	0 (0)	121 (100)	12 (11)	29 (21)	71 (59)
Private Non Formal Training Centre	0 (0)	121 (100)	1 (1)	3 (3)	5 (5)
Govt. School For Disabled	0 (0)	121 (100)	10 (12)	7 (6)	95 (74)
Private School For Disabled	0 (0)	121 (100)	1 (1)	0 (0)	8 (7)
Government Others	0 (0)	121 (100)	0 (0)	0 (0)	121 (100)
Private Others	0 (0)	121 (100)	0 (0)	0 (0)	0 (0)

Note : Distance A : Less than 5 km; B : Between 5-10 km; C : 10+ km.; Source : Data Analysis is based on 2011 Census.

DISCLAIMER

The Terms of Use and Disclaimer of Datanet India Private Limited (hereinafter referred to as "Datanet") for use of this analysis report of **Maddur Assembly Constituency (Maddur Vidhan Sabha)** :-

1. **Assembly Factbook™** is a Registered Trade Mark owned by Datanet.
2. All the maps are sketched and graphical representation only and have not been drawn to the scale and also not to represent the actual geographical area or boundary of the unit.
3. The data for the aforesaid analysis is based on authentic sources and has been culled from the various publications of Census, CSO and NSSO for district and block level data, various central and state government departments, Central & State Elections Commissions and the concerned Returning Officers' releases, Electoral Rolls, Election results and allied publications, internal assessment, surveys, estimates and analysis. Therefore, certain adjustment of data at micro level may have been done to arrive closer to the macro data.
4. Data have been provided on an "As Is" and "As AVAILABLE" basis
5. The colours shown in the maps or diagram and charts of a particular party, alliance or AC are indicative and do not represent them.
6. This publication which includes maps, sheets, graphs and data would be the property under copyright of Datanet only. The user may use these for its internal study, analysis and research purposes. It's public display, re-selling or any commercial uses by the user are not allowed.
7. Datanet has taken due care and caution in compilation and processing of data and allied information, but does not guarantee the accuracy, adequacy or completeness of any information/analysis and will be not responsible for any errors or omissions or for the results obtained from the use of such information/analysis.
8. All the contents for the publication have been culled from various authentic sources and Datanet reasonably believes such sources to be reliable, but does not make any representations, express or implied as to the accuracy or fitness of use of such information. The information or contents of the information/analysis do not constitute advice and should not be relied upon in making (or refraining from making) any decision. Any reliance placed upon the information provided by Datanet is the sole responsibility and strictly at the user's risk.
9. In no event will Datanet be liable for any damages (including, without limitation, damages for loss of business projects, or loss of profits) arising in contract, tort or otherwise from the use of or inability to use any of its contents, or from any action taken (or refrained from being taken) as a result of using the analysis or any of its contents. Datanet its directors, owners, editors, officials, employees, distributor and agents or any associate will not be liable for any errors in the information contained or any consequences arising from the use of the contents of the provided information/analysis.
10. If any provision of these terms and conditions is held invalid or illegal or unenforceable for any reason by any court of competent jurisdiction, such provision shall be severed and the remainder of provisions of the terms and conditions shall continue in full force and effect as if the Term of Use had been executed with the invalid, illegal or unenforceable provision eliminated.
11. If there are any discrepancies in the information provided, please bring it to attention of Datanet for suitable rectification measures.

**Buy Online This Complete Book At
Datanet India eBooks Store**

www.indiastatpublications.com

or go directly at

[http://www.indiastatpublications.com/
Assembly_factbook/Karnataka/Mandya/ Maddur](http://www.indiastatpublications.com/Assembly_factbook/Karnataka/Mandya/Maddur)

 **indiastat**elections

ISBN - 978-93-5802-103-5



9 789358 021035