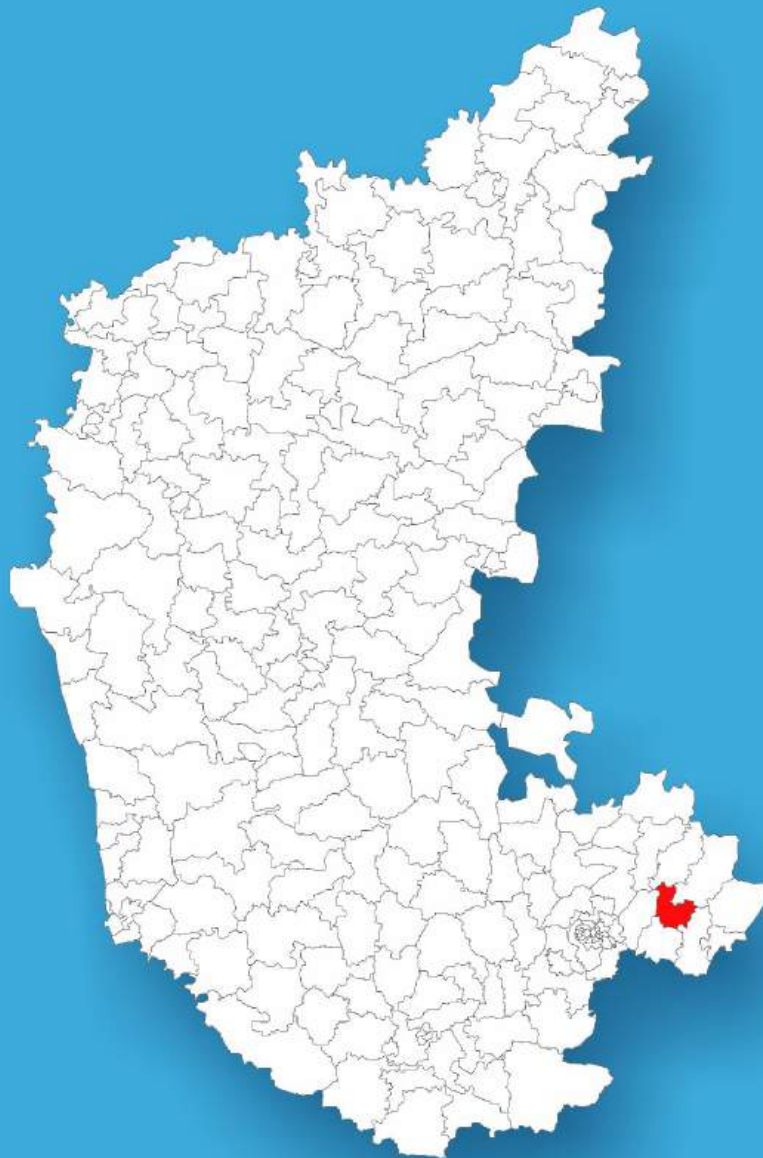




Karnataka

Assembly Factbook™

Kolar Assembly Constituency



Key Electoral Data of Kolar
Assembly Constituency (Vidhan Sabha)

Karnataka

Assembly Factbook™

Kolar Assembly Constituency



kolar Vidhan Sabha

Editor & Director

Dr. R.K. Thukral

Research Editor

Dr. Shafeeq Rahman

**Compiled, Researched and Published by
Datanet India Pvt. Ltd.**

D-100, 1st Floor,

Okhla Industrial Area, Phase-I,

New Delhi- 110020.

Ph.: 91-11- 43580781-84

Email : support@indiastatpublications.com

Website : <http://www.indiastatelections.com>

Online Book Store :

www.indiastatpublications.com

Report No. : AFB/KA-148-0125

ISBN : 978-93-5802-133-2

First Edition : January, 2018

Eighth Updated Edition : January, 2025

Price : Rs.11500/-

US\$ 310

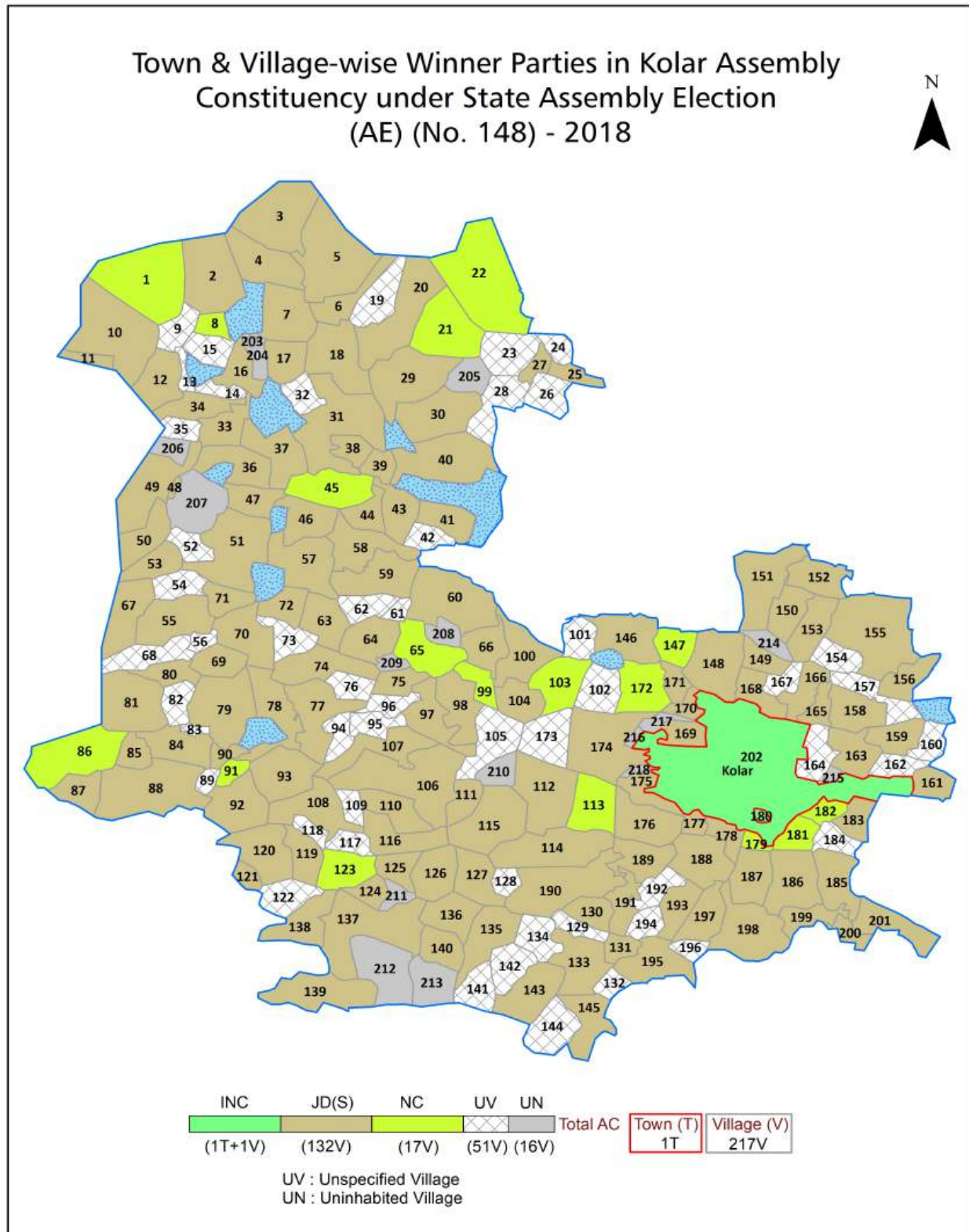
© Datanet India Pvt. Ltd.

All rights reserved. No part of this book may be reproduced, stored in a retrieval system or transmitted in any form or by any means, mechanical photocopying, photographing, scanning, recording or otherwise without the prior written permission of the publisher. Please refer to Disclaimer at page no. 251 for the use of this publication.

Printed in India

No.	Particulars	Page No.
	Introduction	
1	Assembly Constituency - (Vidhan Sabha) at a Glance Features of Assembly as per Delimitation Commission of India (2008)	1-2
	Location and Political Maps	
2	Location Map Boundaries of Assembly Constituency - (Vidhan Sabha) in District Boundaries of Assembly Constituency under Parliamentary Constituency - (Lok Sabha) Ward & Village-wise Winner Parties- 2024, 2023, 2019, 2018, 2014, 2013 and 2009	3-11
	Administrative Setup (2011)	
3	District Sub-district Towns Villages Inhabited Villages Uninhabited Villages Village Panchayat Intermediate Panchayat	12-23
	Demographics (2011)	
4	Population Households Rural/Urban Population Ward and Villages by Population Size Sex Ratio (Total & 0-6 Years) Religious Population Social Population Literacy Rate	24-26
	Electoral Features	
5	Important Dates of Last Elections Held Electors by Gender Service Electors Voters Voters Turnout Polling Stations & Average Number of Electors per Polling Station Electors by Age Group Present Elected Representatives	27-32
	Historical Summary Election Results	
6	Vote Share of Major Parties Winning Margin (Number & Percentage) Polarity of Parties Summary Result of Assembly Segment of Parliamentary Elections 2024, 2019, 2014, 2009, 2004 and 1999 Summary Result of Assembly Elections 2023, 2018, 2013, 2008, 2004, 1999, 1994, 1989, 1985, 1983, 1978, 1972, 1967, 1962 and 1957	33-56
	Polling Station Level Election Results	
7	Name and Number of Polling Station 2024, 2023, 2019, 2018, 2014, 2013 and 2009 Polling Station-wise Electors, Voters & Voters Turnout 2024, 2023, 2019, 2018, 2014, 2013 and 2009 Polling Station wise Elections Results 2024, 2023, 2019, 2018, 2014, 2013 and 2009	57-231
	Share of Assembly Constituency	
8	Share of Assembly Constituency - (Vidhan Sabha) in State, District and Parliamentary Constituency - (Lok Sabha)	232
	Socio-Economic Amenities (2011)	
9	Access to Administrative Units Agricultural, Manufacturing and Industrial Commodities Demographic Indicators Education Health & Manpower Drinking Water Supply Sanitation Entertainment and Recreations Infrastructure Power Food Allocation Distribution and Marketing of Agriculture Commodities Infrastructure Transport and Road Infrastructure Communication Banking and Financial Services Land Use Irrigation Source	234-248
10	Abbreviation & Sources	249-250
11	Disclaimer	251

Location & Political Map



Administrative Setup

List of Village Panchayat & Intermediate Panchayat (Block) Name - 2011

Village Name	Village Panchayat Name	Intermediate Panchayat Name
Achatnahalli	Bellur	Kolar
Alahalli	Vokkaleri	Kolar
Allidinne	Begli Hosahalli	Kolar
Ammanallur	Ammanallur	Kolar
Ammerahalli	Kondarajanahalli	Kolar
Appasandra	Bellur	Kolar
Arabikothanur	Arabikothanur	Kolar
Arahalli	Arahalli	Kolar
Banakanahalli	Vokkaleri	Kolar
Barandahalli	Arahalli	Kolar
Basavanatha	Honnenahalli	Kolar
Bedli	Madderi	Kolar
Beechagondahalli	Channasandra	Kolar
Beeramanahalli	Thoradevandahalli	Kolar
Begli	Begli Hosahalli	Kolar
Begli Benjenahalli	Begli Hosahalli	Kolar
Begli Hosahalli	Begli Hosahalli	Kolar
Belamarnahalli	Belamarnahalli	Kolar
Bellahalli	Ammanallur	Kolar
Bellur	Bellur	Kolar
Betta Benajanahalli	Vokkaleri	Kolar
Bettadahosahalli	Kondarajanahalli	Kolar
Bettahalli	Muduvathi	Kolar
Bettahosapura	Chowdadenahalli	Kolar
Bhuvanahalli	Belamarnahalli	Kolar
Byrandahalli	Channasandra	Kolar
Byrasandra	Bellur	Kolar
Chakarasahalli	Belamarnahalli	Kolar
Chaldiganahalli	Ammanallur	Kolar

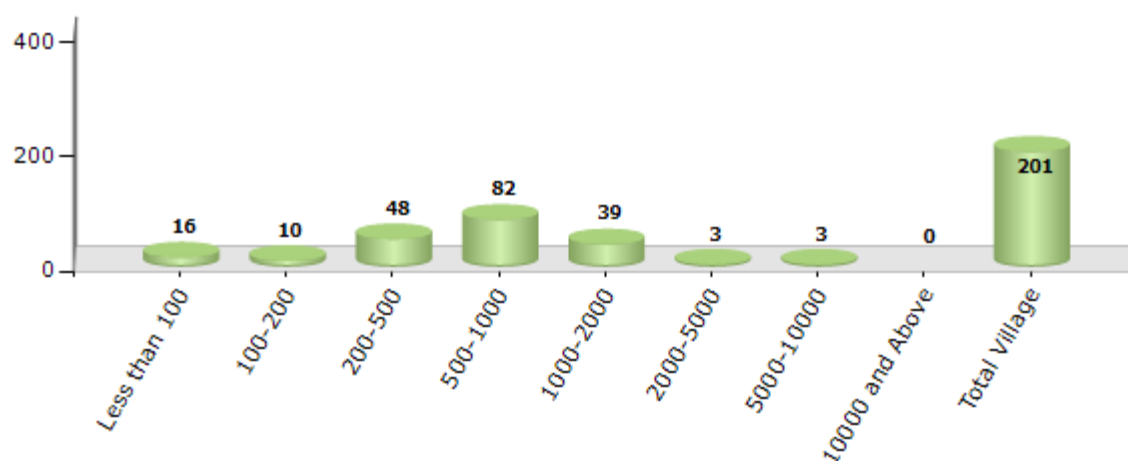
Contd....

Demographic

Number of Villages by Population Size - 2011

Less than 100	100-200	200-500	500-1000	1000-2000	2000-5000	5000-10000	10000 and Above	Total Village
16	10	48	82	39	3	3	0	201

Number of Villages by Population Size - 2011

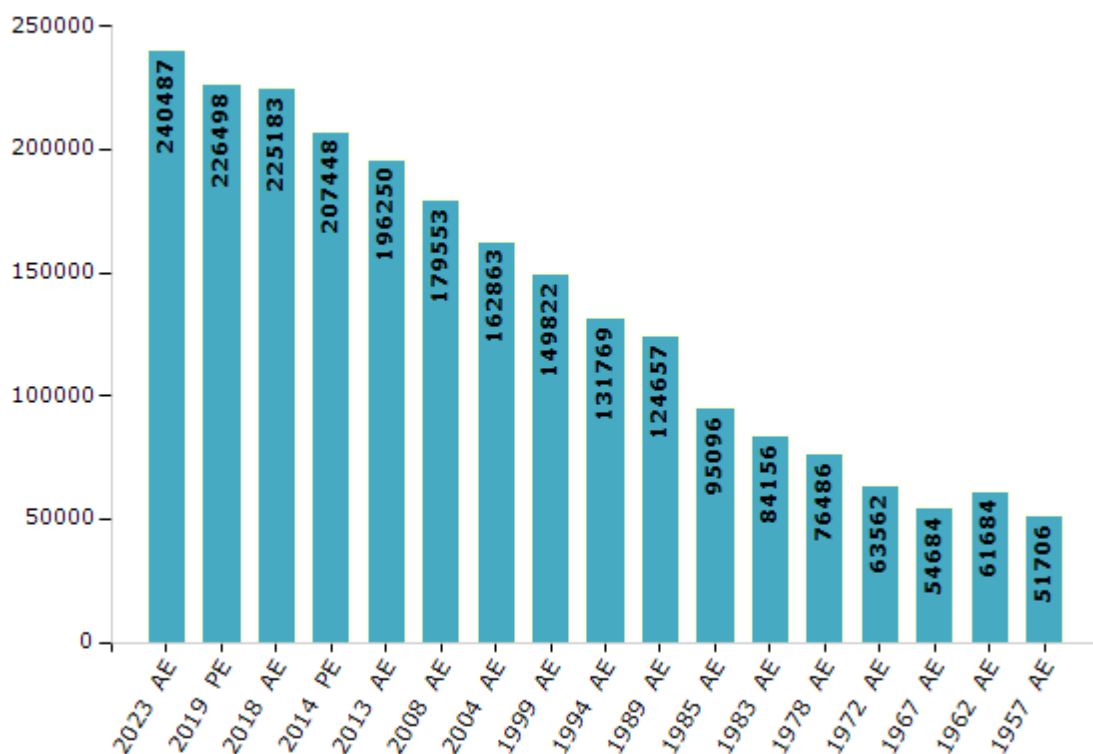


Electoral Features

Electors by Male & Female

Year	Male	Female	Others	Total	Year	Male	Female	Others	Total
2023 AE	119183	121248	56	240487	1999 AE	76510	73312	-	149822
2019 PE	113201	113269	28	226498	1994 AE	67088	64681	-	131769
2018 AE	112735	112417	31	225183	1989 AE	64289	60368	-	124657
2014 PE	104534	102883	31	207448	1985 AE	48234	46862	-	95096
2013 AE	99333	96887	30	196250	1983 AE	42409	41747	-	84156
2009 PE	-	-	-	-	1978 AE	37395	39091	-	76486
2008 AE	91231	88322	-	179553	1972 AE	32451	31111	-	63562
2004 PE	-	-	-	-	1967 AE	-	-	-	54684
2004 AE	83077	79786	-	162863	1962 AE	-	-	-	61684
1999 PE	-	-	-	-	1957 AE	-	-	-	51706

Number of Electors



Note : AE : Assembly Election, PE : Assembly Segment of Parliamentary Election

Historical Summary Election Results

Summary Result of Assembly Election - 2018

Candidate Name	Party	Votes	Votes %
K.Srinivasa Gowda	JD(S)	82788	46.22
Syed Zameer Pasha	INC	38537	21.52
R Varthur Prakash	NAC	35544	19.85
R.Venkatachalapathi (Om Shakthi Chalapathi)	BJP	12458	6.96
Gowramma	IND	2085	1.16
Srinivasa	IND	1266	0.71
Srinivas Gowda	IND	559	0.31
K.Srinivasa Gowda	IND	530	0.3
A.Ananda Kumar	RMVP	516	0.29
N.Prakasha	IND	460	0.26
Dr. M. Venkata Swamy	RPI(A)	435	0.24
M.Ravi	IND	409	0.23
Kadahalli .R.Shashikumar	IND	372	0.21
Amjad Pasha.N.	IND	371	0.21
Manjula	IND	323	0.18
Tanveer Ahmed	AIMEP	311	0.17
Sreerama	IND	293	0.16
K.R.S. Sudhakar Gowda.R	JD(U)	202	0.11
Prakash	IND	176	0.1
Amjad Pasha	IND	146	0.08
B.Ananda Reddy	IND	126	0.07
	NOTA	1195	0.67

Polling Station Level Election Results

Number and Name of Polling Stations (PS) (2023)

Number of Polling Stations	Name of Polling Stations	Number of Polling Stations	Name of Polling Stations
1	Government Senior Primary School, Ammanallur	22	Government Junior Primary School, Calanur
2	Government Junior Primary School, Ramapura	23	Room-1 Govt Senior Primary School Channasandra
3	Government Junior Primary School, Krishnapur	24	Room-2 Govt Senior Primary School Channasandra
4	Government Junior Primary School, Jambapur	25	Government Higher Primary School, Urati Agrahara
5	Government Junior Primary School, Nachahalli	26	Govt Senior Primary School Madderi
6	Government Senior Primary School, Chaldiganahalli	27	Govt Senior Primary School Mallandahalli
7	Government Junior Primary School Padiganahalli	28	Govt Senior Primary School Seethi
8	Room 1 Government Senior Primary School Beechondhalli	29	Govt Junior Primary School Siti Hosur
9	Room 2 Government Senior Primary School Beechondhalli	30	Govt Junior Primary School Marjenahalli
10	Government Junior Primary School, Karenahalli	31	Govt Junior Primary School Kadagattur
11	Govt Senior Primary School Kadahalli	32	Anganwadi Center Raghupati Agrahara
12	Govt Senior Primary School M Cholaghatta	33	Govt Senior Primary School Bairandahalli
13	Govt Junior Primary School Manianahalli	34	Govt Senior Primary School Chanjimala
14	Govt Senior Primary School Kadaripur	35	Anganwadi Center Veerapur
15	Govt Junior Primary School Pacharlahalli	36	Room No.1 Government Senior Primary School, Rajakallahalli
16	Government Senior Primary School Thippenahalli	37	Room No.2 Government Senior Primary School, Rajakallahalli
17	Room No-1 Government Public School, Calanur	38	Govt Senior Primary School Kamandahalli
18	Room No-2 Government Public School, Calanur	39	Government Junior Primary School Harjenahalli
19	Room No.1 Government Senior Primary School, Calanur	40	Govt Senior Primary School Madiwala
20	Room No.2 Government Senior Primary School, Calanur	41	Govt Senior Primary School Vishwanagar
21	Government Kannada Senior Primary School, Calanur	42	Anganwadi Centre, Suladenahalli

Contd....

Polling Station Level Election Results

Polling Station-wise Votes Secured by Overall Top Five Parties in Kolar Assembly in Assembly Election (AE) under Kolar Parliamentary Constituency in Karnataka (2023)

Number of Polling Station	Winner - Kothur.g. Manjunatha (INC)	Runner-up - C.m.r. Srinath (JD(S))	3rd - R. Varthuru Prakash (BJP)	4th - Jameel Ahamed. N (AAP)	5th - S. Sathish (IND)	NOTA	Other	Total Votes Secured
36	93	219	357	7	0	12	7	695
37	210	209	160	8	1	11	9	608
38	132	207	229	5	2	7	10	592
39	253	132	113	4	2	3	8	515
40	152	226	255	6	0	3	5	647
41	233	101	97	2	1	1	5	440
42	82	146	138	0	0	1	5	372
43	62	208	276	3	0	2	4	555
44	62	264	187	0	1	1	4	519
45	207	253	127	3	2	1	8	601
46	263	272	104	3	2	2	6	652
47	96	408	187	4	5	7	14	721
48	188	195	95	3	0	1	3	485
49	103	114	151	2	1	1	2	374
50	56	117	122	1	0	1	1	298
51	176	289	180	5	5	5	4	664
52	14	91	146	2	0	1	4	258
53	265	339	306	7	1	4	18	940
54	152	247	200	6	3	3	9	620
55	192	120	223	2	1	3	8	549
56	230	95	227	2	1	4	3	562
57	193	142	433	6	1	9	8	792
58	262	230	290	7	2	8	8	807
59	185	151	197	3	1	2	11	550
60	344	125	322	1	3	6	15	816
61	124	123	59	7	1	5	7	326
62	119	6	209	4	1	3	2	344
63	164	164	48	4	2	2	4	388
64	91	192	76	3	0	1	3	366
65	375	492	216	18	3	5	20	1129
66	163	435	318	6	0	4	23	949
67	64	156	98	1	0	2	2	323
68	125	208	162	1	1	1	5	503
69	207	290	129	7	1	1	7	642
70	128	116	124	5	2	1	2	378

Contd....

Polling Station Level Election Results

Winner, Runner-up and 3rd Party Position & Winning Margin According to Polling Stations in Kolar Assembly in Assembly Election (AE) under Kolar Parliamentary Constituency in Karnataka (2023)

Polling Station Number	Winner Party	Winner Votes (%)	Runner-up Party	Runner-up Votes (%)	Winning Margin Votes (%)	Third Party	Third Party Votes (%)	Other Votes (%)
71	JD(S)	250 (48.83)	INC	160 (31.25)	90 (17.58)	BJP	90 (17.58)	12 (2.34)
72	INC	396 (40.08)	BJP	351 (35.53)	45 (4.55)	JD(S)	218 (22.06)	23 (2.33)
73	INC	205 (54.52)	JD(S)	121 (32.18)	84 (22.34)	BJP	45 (11.97)	5 (1.33)
74	BJP	327 (39.93)	JD(S)	242 (29.55)	85 (10.38)	INC	223 (27.23)	27 (3.3)
75	INC	288 (42.86)	BJP	248 (36.9)	40 (5.96)	JD(S)	125 (18.6)	11 (1.64)
76	BJP	352 (34.71)	INC	327 (32.25)	25 (2.46)	JD(S)	301 (29.68)	34 (3.35)
77	JD(S)	265 (38.18)	INC	252 (36.31)	13 (1.87)	BJP	162 (23.34)	15 (2.16)
78	INC	455 (51.18)	JD(S)	201 (22.61)	254 (28.57)	BJP	192 (21.6)	41 (4.61)
79	JD(S)	378 (44.21)	INC	328 (38.36)	50 (5.85)	BJP	137 (16.02)	12 (1.4)
80	INC	306 (54.16)	JD(S)	201 (35.58)	105 (18.58)	BJP	54 (9.56)	4 (0.71)
81	BJP	334 (44.36)	INC	259 (34.4)	75 (9.96)	JD(S)	142 (18.86)	18 (2.39)
82	INC	172 (38.22)	BJP	169 (37.56)	3 (0.66)	JD(S)	98 (21.78)	11 (2.44)
83	JD(S)	295 (42.82)	BJP	213 (30.91)	82 (11.91)	INC	168 (24.38)	13 (1.89)
84	INC	336 (73.52)	JD(S)	90 (19.69)	246 (53.83)	BJP	25 (5.47)	6 (1.31)
85	INC	296 (46.84)	BJP	206 (32.59)	90 (14.25)	JD(S)	123 (19.46)	7 (1.11)
86	BJP	557 (52.7)	INC	430 (40.68)	127 (12.02)	JD(S)	49 (4.64)	21 (1.99)
87	BJP	443 (41.36)	INC	381 (35.57)	62 (5.79)	JD(S)	218 (20.35)	29 (2.71)
88	NV	NV (NV)	NV	NV (NV)	NV (NV)	NV	NV (NV)	NV (NV)
89	BJP	192 (56.14)	JD(S)	84 (24.56)	108 (31.58)	INC	54 (15.79)	12 (3.51)
90	BJP	266 (42.9)	INC	196 (31.61)	70 (11.29)	JD(S)	146 (23.55)	12 (1.94)
91	JD(S)	246 (36.28)	BJP	217 (32.01)	29 (4.27)	INC	198 (29.2)	17 (2.51)
92	JD(S)	412 (38.4)	BJP	372 (34.67)	40 (3.73)	INC	266 (24.79)	23 (2.14)
93	BJP	210 (43.57)	JD(S)	198 (41.08)	12 (2.49)	INC	68 (14.11)	6 (1.24)
94	BJP	171 (42.22)	JD(S)	140 (34.57)	31 (7.65)	INC	88 (21.73)	6 (1.48)
95	INC	329 (36.88)	BJP	276 (30.94)	53 (5.94)	JD(S)	260 (29.15)	27 (3.03)
96	JD(S)	324 (43.37)	BJP	241 (32.26)	83 (11.11)	INC	166 (22.22)	16 (2.14)
97	NV	NV (NV)	NV	NV (NV)	NV (NV)	NV	NV (NV)	NV (NV)
98	INC	309 (37.01)	JD(S)	307 (36.77)	2 (0.24)	BJP	195 (23.35)	24 (2.87)
99	INC	133 (41.69)	JD(S)	99 (31.03)	34 (10.66)	BJP	77 (24.14)	10 (3.13)
100	JD(S)	310 (43)	INC	258 (35.78)	52 (7.22)	BJP	130 (18.03)	23 (3.19)
101	JD(S)	205 (44.47)	INC	147 (31.89)	58 (12.58)	BJP	88 (19.09)	21 (4.56)
102	JD(S)	505 (48.51)	INC	397 (38.14)	108 (10.37)	BJP	99 (9.51)	40 (3.84)
103	JD(S)	601 (55.8)	INC	296 (27.48)	305 (28.32)	BJP	137 (12.72)	43 (3.99)
104	JD(S)	412 (51.89)	INC	244 (30.73)	168 (21.16)	BJP	111 (13.98)	27 (3.4)
105	INC	397 (43.34)	BJP	280 (30.57)	117 (12.77)	JD(S)	202 (22.05)	37 (4.04)

Contd....

Socio-Economic Amenities - Rural

Access to Education Facilities

Particulars	Number of Village (% of Population)				
	Available	Not Available	If Not Available (Distance of Nearest Facility)		
			A	B	C
Govt. Primary School	173 (97)	28 (3)	10 (1)	15 (1)	0 (0)
Private Primary School	16 (18)	185 (82)	1 (0)	0 (0)	0 (0)
Govt. Middle School	90 (68)	111 (32)	92 (26)	14 (4)	0 (0)
Private Middle School	14 (17)	187 (83)	1 (0)	0 (0)	0 (0)
Govt. Secondary School	22 (25)	179 (75)	104 (41)	52 (24)	7 (2)
Private Secondary School	15 (16)	186 (84)	9 (4)	0 (0)	0 (0)
Govt. Senior Secondary School	5 (12)	196 (88)	55 (27)	98 (43)	36 (13)
Private Senior Secondary School	5 (6)	196 (94)	1 (1)	1 (0)	1 (0)
Govt. Arts and Science Degree College	1 (3)	200 (97)	27 (17)	83 (36)	78 (41)
Private Arts and Science Degree College	1 (0)	200 (100)	0 (0)	3 (1)	8 (2)
Govt. Engineering College	0 (0)	201 (100)	0 (0)	3 (0)	55 (24)
Private Engineering College	0 (0)	201 (100)	8 (3)	46 (25)	89 (48)
Govt. Medicine College	0 (0)	201 (100)	0 (0)	0 (0)	0 (0)
Private Medicine College	0 (0)	201 (100)	39 (20)	30 (16)	132 (64)
Govt. Management Institute	0 (0)	201 (100)	17 (11)	62 (28)	118 (59)
Private Management Institute	4 (2)	197 (98)	0 (0)	0 (0)	0 (0)
Govt. Polytechnic	0 (0)	201 (100)	6 (5)	17 (7)	67 (30)
Private Polytechnic	1 (0)	200 (100)	15 (9)	43 (20)	52 (29)
Govt. Vocational Training School/ITI	0 (0)	201 (100)	9 (7)	44 (20)	90 (44)
Private Vocational Training School/ITI	1 (1)	200 (99)	12 (6)	16 (8)	29 (14)
Govt. Non Formal Training Centre	0 (0)	201 (100)	16 (10)	49 (22)	82 (41)
Private Non Formal Training Centre	1 (0)	200 (100)	3 (2)	14 (7)	36 (18)
Govt. School For Disabled	0 (0)	201 (100)	10 (7)	44 (20)	82 (39)
Private School For Disabled	1 (0)	200 (100)	5 (2)	18 (9)	41 (23)
Government Others	0 (0)	201 (100)	7 (5)	2 (1)	1 (0)
Private Others	0 (0)	201 (100)	1 (0)	1 (1)	1 (0)

Note : Distance A : Less than 5 km; B : Between 5-10 km; C : 10+ km.; Source : Data Analysis is based on 2011 Census.

DISCLAIMER

The Terms of Use and Disclaimer of Datanet India Private Limited (hereinafter referred to as "Datanet") for use of this analysis report of **Kolar Assembly Constituency (Kolar Vidhan Sabha)** :-

1. **Assembly Factbook™** is a Registered Trade Mark owned by Datanet.
2. All the maps are sketched and graphical representation only and have not been drawn to the scale and also not to represent the actual geographical area or boundary of the unit.
3. The data for the aforesaid analysis is based on authentic sources and has been culled from the various publications of Census, CSO and NSSO for district and block level data, various central and state government departments, Central & State Elections Commissions and the concerned Returning Officers' releases, Electoral Rolls, Election results and allied publications, internal assessment, surveys, estimates and analysis. Therefore, certain adjustment of data at micro level may have been done to arrive closer to the macro data.
4. Data have been provided on an "As Is" and "As AVAILABLE" basis
5. The colours shown in the maps or diagram and charts of a particular party, alliance or AC are indicative and do not represent them.
6. This publication which includes maps, sheets, graphs and data would be the property under copyright of Datanet only. The user may use these for its internal study, analysis and research purposes. It's public display, re-selling or any commercial uses by the user are not allowed.
7. Datanet has taken due care and caution in compilation and processing of data and allied information, but does not guarantee the accuracy, adequacy or completeness of any information/analysis and will be not responsible for any errors or omissions or for the results obtained from the use of such information/analysis.
8. All the contents for the publication have been culled from various authentic sources and Datanet reasonably believes such sources to be reliable, but does not make any representations, express or implied as to the accuracy or fitness of use of such information. The information or contents of the information/analysis do not constitute advice and should not be relied upon in making (or refraining from making) any decision. Any reliance placed upon the information provided by Datanet is the sole responsibility and strictly at the user's risk.
9. In no event will Datanet be liable for any damages (including, without limitation, damages for loss of business projects, or loss of profits) arising in contract, tort or otherwise from the use of or inability to use any of its contents, or from any action taken (or refrained from being taken) as a result of using the analysis or any of its contents. Datanet its directors, owners, editors, officials, employees, distributor and agents or any associate will not be liable for any errors in the information contained or any consequences arising from the use of the contents of the provided information/analysis.
10. If any provision of these terms and conditions is held invalid or illegal or unenforceable for any reason by any court of competent jurisdiction, such provision shall be severed and the remainder of provisions of the terms and conditions shall continue in full force and effect as if the Term of Use had been executed with the invalid, illegal or unenforceable provision eliminated.
11. If there are any discrepancies in the information provided, please bring it to attention of Datanet for suitable rectification measures.

Buy Online This Complete Book At
Indiastat Publication Book Store

www.indiastatpublications.com

or go directly at

[http://www.indiastatpublications.com/
Assembly_factbook/Karnataka/Kolar/ Kolar](http://www.indiastatpublications.com/Assembly_factbook/Karnataka/Kolar/Kolar)



i indiastat**elections**

ISBN : 978-93-5802-133-2



9 789358 021332