



Karnataka

Assembly Factbook™

Mangalore City South Assembly Constituency



Key Electoral Data of Mangalore City South
Assembly Constituency (Vidhan Sabha)

Karnataka

Assembly FactbookTM

Mangalore City South Assembly Constituency



Mangalore City South Vidhan Sabha

Editor & Director

Dr. R.K. Thukral

Research Editor

Dr. Shafeeq Rahman

Compiled, Researched and Published by Datanet India Pvt. Ltd.

D-100, 1st Floor,

Okhla Industrial Area, Phase-I,

New Delhi- 110020.

Ph.: 91-11- 43580781-84

Email : support@indiastatpublications.com

Website : <http://www.indiastatelections.com>

Online Book Store :

www.indiastatpublications.com

Report No. : AFB/KA-203-0125

ISBN : 978-93-5802-034-2

First Edition : January, 2018

Eighth Updated Edition : January, 2025

Price : Rs.11500/-

US\$ 310

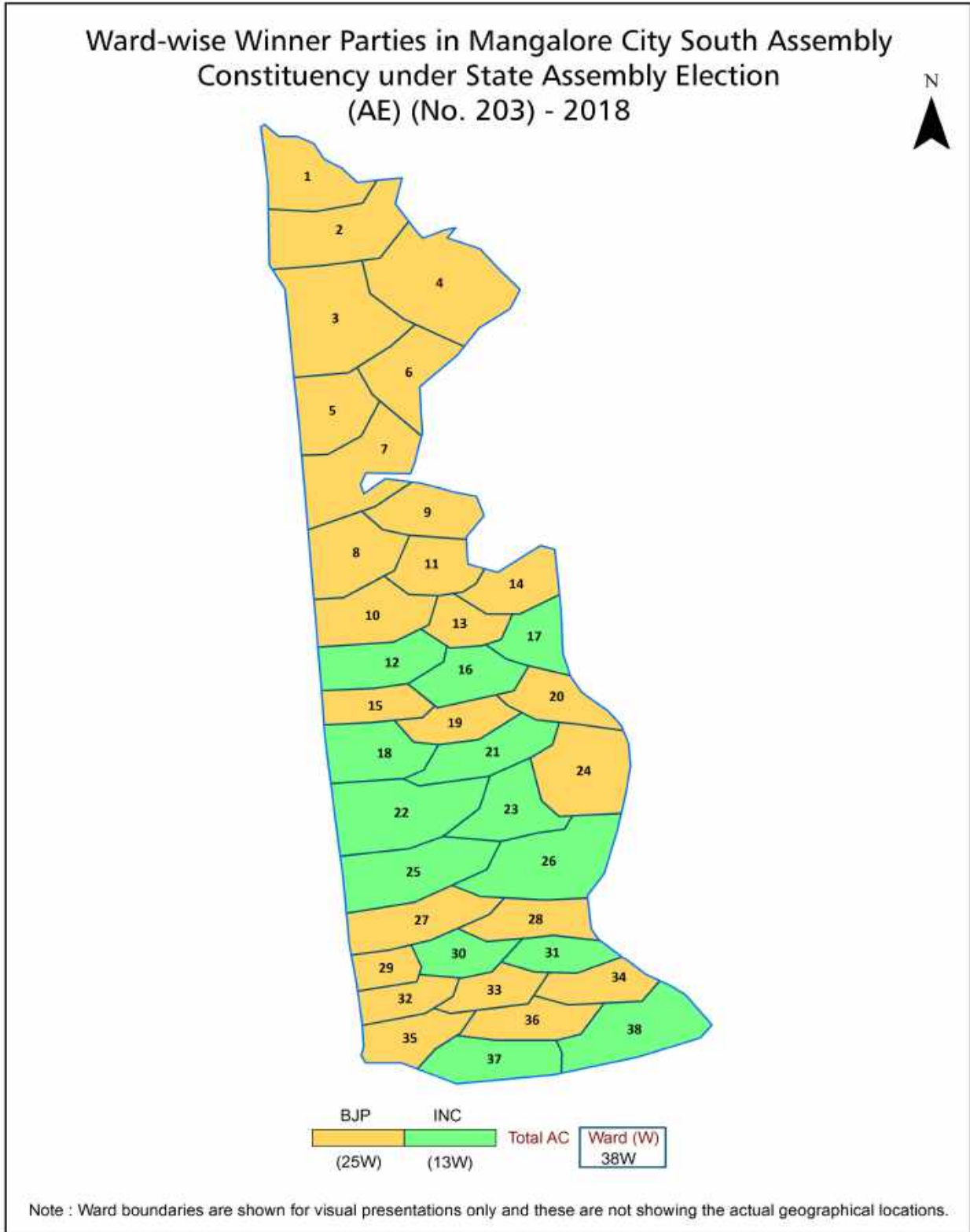
© Datanet India Pvt. Ltd.

All rights reserved. No part of this book may be reproduced, stored in a retrieval system or transmitted in any form or by any means, mechanical photocopying, photographing, scanning, recording or otherwise without the prior written permission of the publisher. Please refer to Disclaimer at page no. 154 for the use of this publication.

Printed in India

No.	Particulars	Page No.
	Introduction	
1	Assembly Constituency - (Vidhan Sabha) at a Glance Features of Assembly as per Delimitation Commission of India (2008)	1-2
	Location and Political Maps	
2	Location Map Boundaries of Assembly Constituency - (Vidhan Sabha) in District Boundaries of Assembly Constituency under Parliamentary Constituency - (Lok Sabha) Ward-wise Winner Parties- 2024, 2023, 2019, 2018, 2014 and 2013	3-11
	Administrative Setup (2011)	
3	District Sub-district Towns Villages Inhabited Villages Uninhabited Villages Village Panchayat Intermediate Panchayat	12
	Demographics (2011)	
4	Population Households Rural/Urban Population Ward by Population Size Sex Ratio (Total & 0-6 Years) Religious Population Social Population Literacy Rate	13-14
	Electoral Features	
5	Important Dates of Last Elections Held Electors by Gender Service Electors Voters Voters Turnout Polling Stations & Average Number of Electors per Polling Station Electors by Age Group Present Elected Representatives	15-20
	Historical Summary Election Results	
6	Vote Share of Major Parties Winning Margin (Number & Percentage) Polarity of Parties Summary Result of Assembly Segment of Parliamentary Elections 2024, 2019, 2014 and 2009 Summary Result of Assembly Elections 2023, 2018, 2013 and 2008	21-31
	Polling Station Level Election Results	
7	Name and Number of Polling Station 2024, 2023, 2019, 2018, 2014 and 2013 Polling Station-wise Electors, Voters & Voters Turnout 2024, 2023, 2019, 2018, 2014 and 2013 Polling Station wise Elections Results 2024, 2023, 2019, 2018, 2014 and 2013	32-148
	Share of Assembly Constituency	
8	Share of Assembly Constituency - (Vidhan Sabha) in State, District and Parliamentary Constituency - (Lok Sabha)	149
9	Abbreviation & Sources	152-153
10	Disclaimer	154

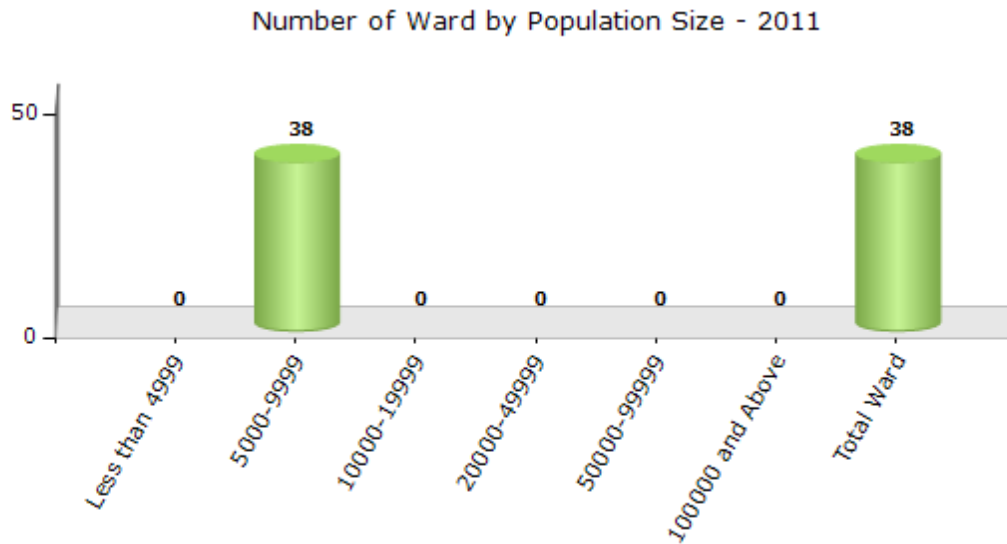
Location & Political Map



Demographics

Number of Ward by Population Size - 2011

Less than 4999	5000-9999	10000-19999	20000-49999	50000-99999	100000 and Above	Total Ward
0	38	0	0	0	0	38

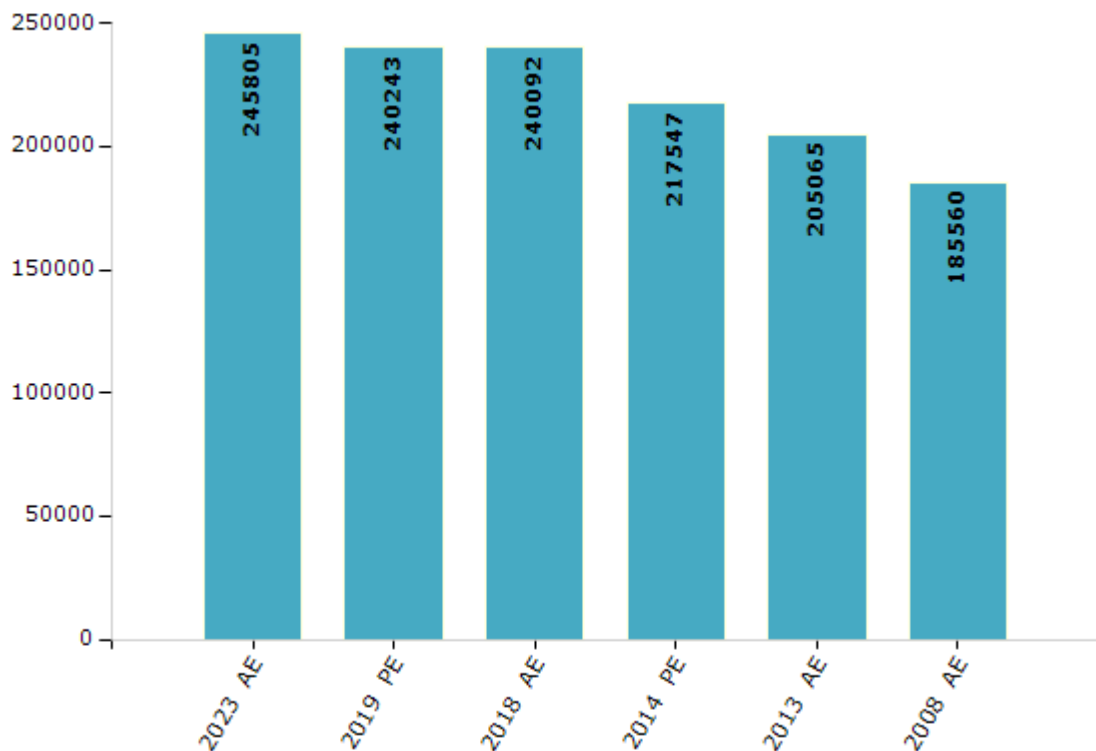


Electoral Features

Electors by Male & Female

Year	Male	Female	Others	Total	Year	Male	Female	Others	Total
2023 AE	117529	128229	47	245805	1999 AE	-	-	-	-
2019 PE	115003	125182	58	240243	1994 AE	-	-	-	-
2018 AE	115073	124963	56	240092	1989 AE	-	-	-	-
2014 PE	104258	113289	0	217547	1985 AE	-	-	-	-
2013 AE	98064	107001	0	205065	1983 AE	-	-	-	-
2009 PE	-	-	-	-	1978 AE	-	-	-	-
2008 AE	88601	96959	-	185560	1972 AE	-	-	-	-
2004 PE	-	-	-	-	1967 AE	-	-	-	-
2004 AE	-	-	-	-	1962 AE	-	-	-	-
1999 PE	-	-	-	-	1957 AE	-	-	-	-

Number of Electors

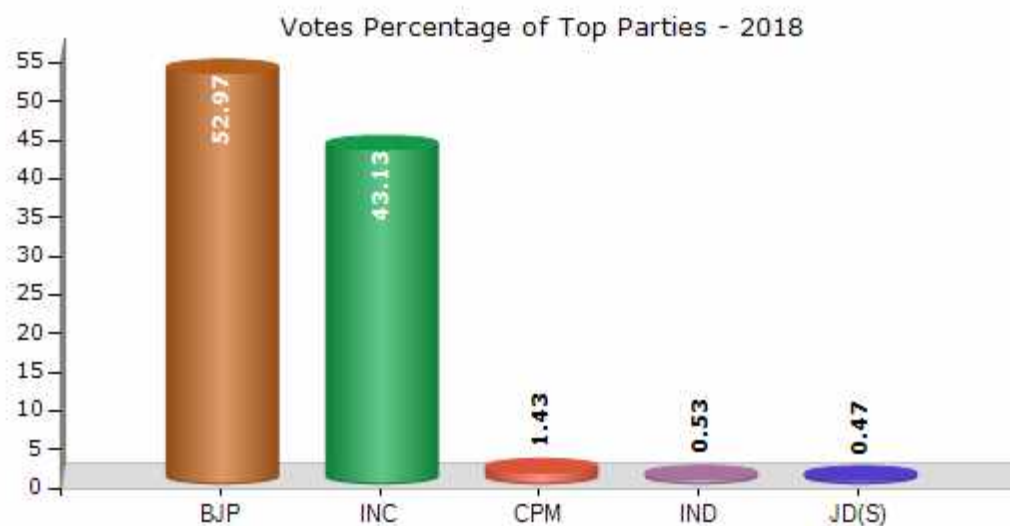


Note : AE : Assembly Election, PE : Assembly Segment of Parliamentary Election

Historical Summary Election Results

Summary Result of Assembly Election - 2018

Candidate Name	Party	Votes	Votes %
D. Vedavyasa Kamath	BJP	86545	52.97
J. R. Lobo	INC	70470	43.13
Sunil Kumar Bajal	CPM	2329	1.43
R. Srikar Prabhu	IND	861	0.53
Rathnakara Suvarna	JD(S)	773	0.47
Madan M.C.	IND	708	0.43
Mohammed Iqbal	AIMEP	230	0.14
Reena Pinto	IND	148	0.09
Dharmendra	ABHM	97	0.06
Mahammad Khalid	IND	94	0.06
Supreeth Kumar Poojary	HJP	69	0.04
	NOTA	1063	0.65



Polling Station Level Election Results

Number and Name of Polling Stations (PS) (2023)

Number of Polling Stations	Name of Polling Stations	Number of Polling Stations	Name of Polling Stations
1	Ashoka Vidshala English Medium High School, Ashokanagar (Staff Room)	22	Saint Francis Xavier Senior Primary School, Bijay (North Side)
2	Ashoka Vidyalaya English Medium High School, Ashoka Nagar (Anganwadi)	23	Lourdes High School, Bj (East Side)
3	Ashoka Vidyalaya English Medium High School, Ashoka Nagar (Principal'S Middle Room)	24	Lourdes High School, Bj (North Wing Of North Building)
4	Ashoka Nagar Senior Primary School Ashoka Nagar, (Sharada Sadan), (Hall)	25	Lourdes High School, Bj (South Side Of North Building)
5	Ashoka Nagar Senior Primary School, Ashokanagar Sarada Sadan (Central Section)	26	Lourdes High School, Bj (East Side Of South Building)
6	Saint Peter'S Senior Primary School, Kottara (East Side Of New Building)	27	Pada High School, Pada (East Side)
7	Saint Peter'S Senior Primary School, Kottara (Central Section Of New Building)	28	Pada High School, Pada (South Side Of East Side)
8	Saint Peter'S Senior Primary School, Kottara (Central West Side Of New Building)	29	Pada High School, Pada (South Side)
9	Saint Peter'S Senior Primary School, Kottara (West Side Of New Building)	30	K.S.S.I.D.C. Office Building Yeyadi
10	Saint Peter'S Senior Primary School, Kottara (West Side Of Old Building)	31	Dakshina Kannada Zilla Panchayat Senior Primary School Nalya Padavu, Shakti Nagar (New Building)
11	Ladyhill Senior Primary School, Ladyhill (Central Part)	32	Dk Zilla Panchayat Senior Primary School Nalya Padavu, Shakti Nagar (East Side Of New Building)
12	Ladyhill Senior Primary School, Ladyhill (East Side)	33	D.K.Zilla Panchayat Senior Primary School, Class 10Th, 4Th Floor, Shakti Nagar (North Building)
13	St. Victoria'S Girls' High School, Ladyhill (North Side)	34	Kannada Zilla Panchayat Senior Primary School Nalya Padavu, Shakti Nagar (West Side Of New Building)
14	St. Victoria'S Girls' High School, Lady Hill (South Side)	35	Dk Zilla Panchayat Senior Primary School Nalya Padavu, Shakti Nagar (East Side Of New Building)
15	Dakshina Kannada Zilla Panchayat Senior Primary School, Bijay, Kapikad (1St Room)	36	Sacred Heart Junior Primary, Kulsekara (1St Room East Side)
16	Dakshina Kannada Zilla Panchayat Senior Primary School, Bijay, Kapikad (North Part)	37	Sacred Heart Junior Primary School, Kulasekara (2Nd Room East Wall)
17	Dakshina Kannada Zilla Panchayat Senior Primary School, Kapikad (Central Section 2Nd Room)	38	Saint Joseph Senior Primary School, Kulsekara (Room 1 South Side)
18	Dakshina Kannada Zilla Panchayat Senior Primary School, Kapikad (South Side 2Nd Room)	39	Saint Joseph'S Senior Primary School, Kulshekara (2Nd Room South Building)
19	Dakshina Kannada Zilla Panchayat Senior Primary School, Kapikadu, (1St Room East Side)	40	Saint Joseph'S Senior Primary School, Kulshekara (3Rd Room South Building)
20	Saint Francis Xavier Senior Primary School, Bijay (South Wing Of South Building)	41	Saint Joseph Senior Primary School, Kulshekara (Room 4 South Building)
21	Saint Francis Xavier Senior Primary School, Bijay (North Side Of South Building)	42	St. Joseph'S High School, Kulshekara (Room 1 South Building)

Contd....

Polling Station Level Election Results

Polling Station-wise Votes Secured by Overall Top Five Parties in Mangalore City South Assembly in Assembly Election (AE) under Dakshina Kannada Parliamentary Constituency in Karnataka (2023)

Number of Polling Station	Winner - D. Vedavyasa Kamath (BJP)	Runner-up - J.R.Lobo (INC)	3rd - Sumathi. S.Hegde (JD(S))	4th - K.Santhosh Kamath (AAP)	5th - Supreeth Kumar Poojary (JaHP)	NOTA	Other	Total Votes Secured
36	468	538	3	9	1	8	0	1027
37	478	239	2	4	1	13	1	738
38	711	366	5	4	0	3	4	1093
39	518	357	4	3	0	7	1	890
40	442	470	2	13	1	9	0	937
41	308	566	1	6	1	5	0	887
42	405	410	3	3	0	6	0	827
43	464	239	0	2	1	2	0	708
44	600	182	3	1	5	5	3	799
45	350	171	1	0	0	2	2	526
46	413	239	1	2	1	3	1	660
47	155	266	1	3	0	0	0	425
48	545	291	4	6	1	5	3	855
49	658	260	3	1	1	4	2	929
50	506	311	2	2	2	9	1	833
51	353	108	3	2	0	6	1	473
52	234	122	1	1	0	1	0	359
53	568	283	3	4	2	10	2	872
54	600	285	3	1	2	6	3	900
55	427	158	3	0	0	5	1	594
56	475	232	2	1	1	5	3	719
57	317	433	2	4	1	5	0	762
58	414	247	1	5	0	4	1	672
59	498	143	0	6	0	7	1	655
60	648	230	1	4	1	4	4	892
61	388	428	4	10	0	4	2	836
62	410	84	1	2	1	4	1	503
63	580	183	1	10	0	7	1	782
64	512	239	6	4	1	7	0	769
65	596	158	3	2	1	12	1	773
66	774	109	0	5	0	13	2	903
67	451	196	2	4	1	4	0	658
68	481	122	1	3	0	5	0	612
69	261	51	0	4	1	4	0	321
70	801	95	3	5	1	22	2	929

Contd....

Polling Station Level Election Results

Winner, Runner-up and 3rd Party Position & Winning Margin According to Polling Stations in Mangalore City South Assembly in Assembly Election (AE) under Dakshina Kannada Parliamentary Constituency in Karnataka (2023)

Polling Station Number	Winner Party	Winner Votes (%)	Runner-up Party	Runner-up Votes (%)	Winning Margin Votes (%)	Third Party	Third Party Votes (%)	Other Votes (%)
71	BJP	665 (87.5)	INC	80 (10.53)	585 (76.97)	JD(S)	3 (0.39)	12 (1.58)
72	BJP	254 (69.97)	INC	101 (27.82)	153 (42.15)	AAP	2 (0.55)	6 (1.65)
73	BJP	442 (80.51)	INC	93 (16.94)	349 (63.57)	AAP	4 (0.73)	10 (1.82)
74	BJP	694 (84.84)	INC	100 (12.22)	594 (72.62)	AAP	8 (0.98)	16 (1.96)
75	BJP	767 (84.29)	INC	127 (13.96)	640 (70.33)	AAP	6 (0.66)	10 (1.1)
76	BJP	576 (77.63)	INC	144 (19.41)	432 (58.22)	AAP	7 (0.94)	15 (2.02)
77	BJP	695 (83.94)	INC	120 (14.49)	575 (69.45)	IND (K)	3 (0.36)	10 (1.21)
78	BJP	382 (62.73)	INC	216 (35.47)	166 (27.26)	AAP	5 (0.82)	6 (0.99)
79	BJP	242 (66.3)	INC	115 (31.51)	127 (34.79)	JD(S)	0 (0)	8 (2.19)
80	BJP	513 (75.33)	INC	156 (22.91)	357 (52.42)	AAP	6 (0.88)	6 (0.88)
81	BJP	335 (82.31)	INC	62 (15.23)	273 (67.08)	AAP	1 (0.25)	9 (2.21)
82	BJP	592 (78.51)	INC	139 (18.44)	453 (60.07)	AAP	6 (0.8)	17 (2.25)
83	BJP	239 (86.59)	INC	35 (12.68)	204 (73.91)	JD(S)	0 (0)	2 (0.72)
84	BJP	460 (73.95)	INC	144 (23.15)	316 (50.8)	AAP	4 (0.64)	14 (2.25)
85	BJP	575 (68.45)	INC	248 (29.52)	327 (38.93)	JD(S)	4 (0.48)	13 (1.55)
86	BJP	229 (69.39)	INC	94 (28.48)	135 (40.91)	AAP	2 (0.61)	5 (1.52)
87	BJP	456 (68.37)	INC	202 (30.28)	254 (38.09)	JD(S)	2 (0.3)	7 (1.05)
88	BJP	651 (76.41)	INC	186 (21.83)	465 (54.58)	AAP	3 (0.35)	12 (1.41)
89	BJP	405 (76.85)	INC	116 (22.01)	289 (54.84)	AAP	3 (0.57)	3 (0.57)
90	BJP	554 (67.64)	INC	250 (30.53)	304 (37.11)	AAP	5 (0.61)	10 (1.22)
91	BJP	621 (78.21)	INC	157 (19.77)	464 (58.44)	AAP	3 (0.38)	13 (1.64)
92	BJP	357 (81.32)	INC	76 (17.31)	281 (64.01)	IND (K)	2 (0.46)	4 (0.91)
93	BJP	381 (60.77)	INC	243 (38.76)	138 (22.01)	KRS	1 (0.16)	2 (0.32)
94	BJP	483 (86.71)	INC	66 (11.85)	417 (74.86)	JD(S)	3 (0.54)	5 (0.9)
95	INC	735 (82.77)	BJP	130 (14.64)	605 (68.13)	JD(S)	18 (2.03)	5 (0.56)
96	INC	687 (89.8)	BJP	56 (7.32)	631 (82.48)	JD(S)	17 (2.22)	5 (0.65)
97	INC	505 (92.49)	BJP	25 (4.58)	480 (87.91)	JD(S)	7 (1.28)	9 (1.65)
98	INC	667 (84.64)	BJP	96 (12.18)	571 (72.46)	JD(S)	18 (2.28)	7 (0.89)
99	INC	868 (91.75)	BJP	50 (5.29)	818 (86.46)	JD(S)	14 (1.48)	14 (1.48)
100	INC	727 (87.8)	BJP	65 (7.85)	662 (79.95)	JD(S)	29 (3.5)	7 (0.85)
101	BJP	695 (86.01)	INC	103 (12.75)	592 (73.26)	IND (K)	4 (0.5)	6 (0.74)
102	BJP	235 (53.9)	INC	200 (45.87)	35 (8.03)	JD(S)	0 (0)	1 (0.23)
103	BJP	858 (85.2)	INC	136 (13.51)	722 (71.69)	JD(S)	1 (0.1)	12 (1.19)
104	INC	340 (51.52)	BJP	310 (46.97)	30 (4.55)	JD(S)	2 (0.3)	8 (1.21)
105	INC	586 (80.05)	BJP	141 (19.26)	445 (60.79)	AAP	3 (0.41)	2 (0.27)

Contd....

DISCLAIMER

The Terms of Use and Disclaimer of Datanet India Private Limited (hereinafter referred to as "Datanet") for use of this analysis report of **Mangalore City South Assembly Constituency (Mangalore City South Vidhan Sabha) :-**

1. **Assembly Factbook™** is a Registered Trade Mark owned by Datanet.
2. All the maps are sketched and graphical representation only and have not been drawn to the scale and also not to represent the actual geographical area or boundary of the unit.
3. The data for the aforesaid analysis is based on authentic sources and has been culled from the various publications of Census, CSO and NSSO for district and block level data, various central and state government departments, Central & State Elections Commissions and the concerned Returning Officers' releases, Electoral Rolls, Election results and allied publications, internal assessment, surveys, estimates and analysis. Therefore, certain adjustment of data at micro level may have been done to arrive closer to the macro data.
4. Data have been provided on an "As Is" and "As AVAILABLE" basis
5. The colours shown in the maps or diagram and charts of a particular party, alliance or AC are indicative and do not represent them.
6. This publication which includes maps, sheets, graphs and data would be the property under copyright of Datanet only. The user may use these for its internal study, analysis and research purposes. It's public display, re-selling or any commercial uses by the user are not allowed.
7. Datanet has taken due care and caution in compilation and processing of data and allied information, but does not guarantee the accuracy, adequacy or completeness of any information/analysis and will be not responsible for any errors or omissions or for the results obtained from the use of such information/analysis.
8. All the contents for the publication have been culled from various authentic sources and Datanet reasonably believes such sources to be reliable, but does not make any representations, express or implied as to the accuracy or fitness of use of such information. The information or contents of the information/analysis do not constitute advice and should not be relied upon in making (or refraining from making) any decision. Any reliance placed upon the information provided by Datanet is the sole responsibility and strictly at the user's risk.
9. In no event will Datanet be liable for any damages (including, without limitation, damages for loss of business projects, or loss of profits) arising in contract, tort or otherwise from the use of or inability to use any of its contents, or from any action taken (or refrained from being taken) as a result of using the analysis or any of its contents. Datanet its directors, owners, editors, officials, employees, distributor and agents or any associate will not be liable for any errors in the information contained or any consequences arising from the use of the contents of the provided information/analysis.
10. If any provision of these terms and conditions is held invalid or illegal or unenforceable for any reason by any court of competent jurisdiction, such provision shall be severed and the remainder of provisions of the terms and conditions shall continue in full force and effect as if the Term of Use had been executed with the invalid, illegal or unenforceable provision eliminated.
11. If there are any discrepancies in the information provided, please bring it to attention of Datanet for suitable rectification measures.

Buy Online This Complete Book At
Datanet India eBooks Store

www.indiastatpublications.com

or go directly at

[http://www.indiastatpublications.com/
Assembly_factbook/Karnataka/Dakshina_Kannada/
Mangalore_City_South](http://www.indiastatpublications.com/Assembly_factbook/Karnataka/Dakshina_Kannada/Mangalore_City_South)

 **indiastat**elections

ISBN : 978-93-5802-034-2



9 789358 020342