



Karnataka

# Assembly Factbook™

Govindraj Nagar Assembly Constituency



Key Electoral Data of Govindraj Nagar  
Assembly Constituency (Vidhan Sabha)

Karnataka

# Assembly Factbook™

Govindraj Nagar Assembly Constituency



Govindraj Nagar Vidhan Sabha

## **Editor & Director**

Dr. R.K. Thukral

## **Research Editor**

Dr. Shafeeq Rahman

## **Compiled, Researched and Published by Datanet India Pvt. Ltd.**

D-100, 1st Floor,

Okhla Industrial Area, Phase-I,

New Delhi- 110020.

Ph.: 91-11- 43580781-84

Email : support@india-stat-publications.com

Website : <http://www.india-statelections.com>

## **Online Book Store :**

[www.india-stat-publications.com](http://www.india-stat-publications.com)

**Report No. :** AFB/KA-166-0125

**ISBN :** 978-93-5763-959-0

**First Edition :** January, 2018

**Eighth Updated Edition :** January, 2025

**Price :** Rs.11500/-

US\$ 310

## **© Datanet India Pvt. Ltd.**

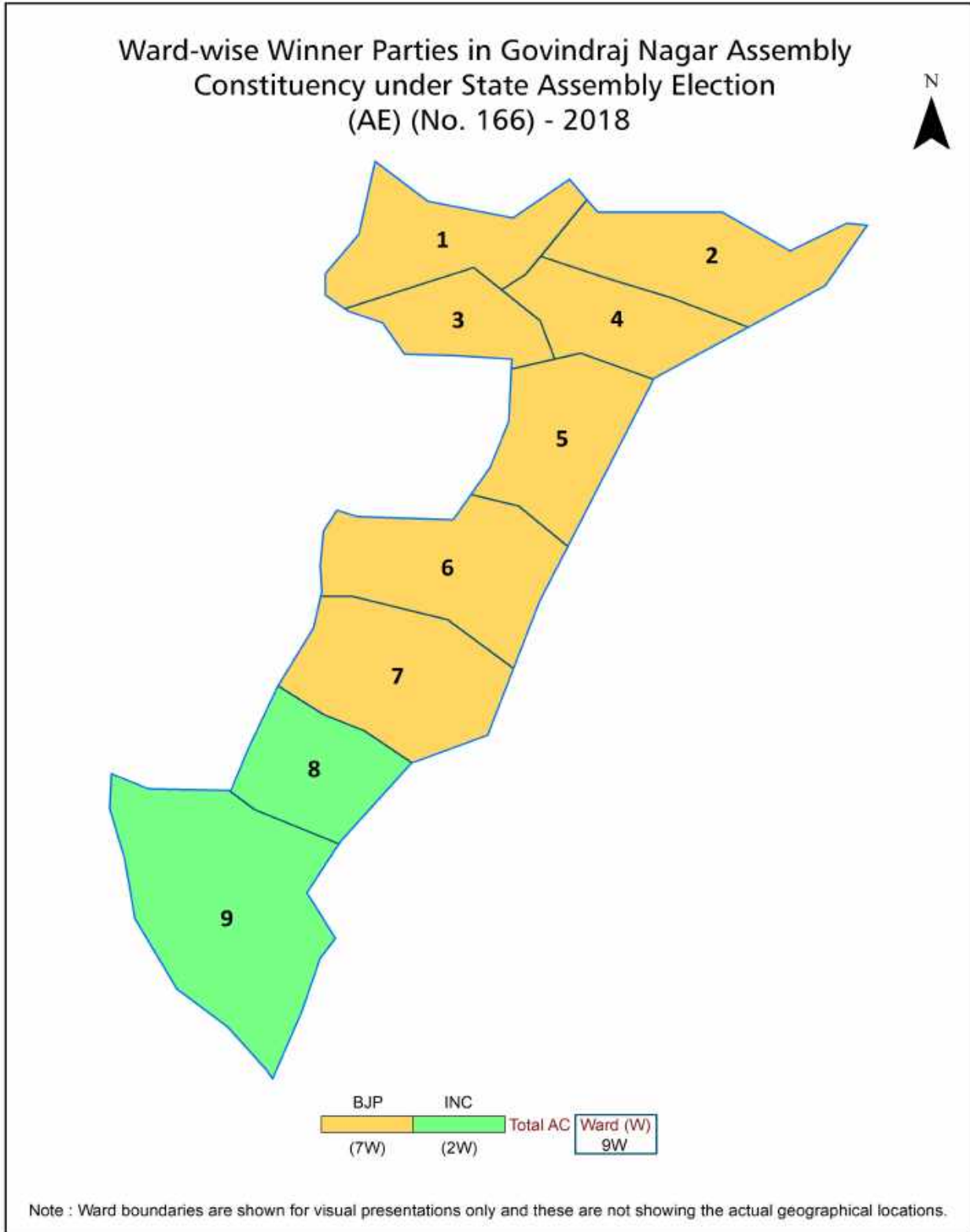
All rights reserved. No part of this book may be reproduced, stored in a retrieval system or transmitted in any form or by any means, mechanical photocopying, photographing, scanning, recording or otherwise without the prior written permission of the publisher. Please refer to Disclaimer at page no. 193 for the use of this publication.

Printed in India

## Contents

No.	Particulars	Page No.
	<b>Introduction</b>	
1	Assembly Constituency - (Vidhan Sabha) at a Glance   Features of Assembly as per Delimitation Commission of India (2008)	1-2
	<b>Location and Political Maps</b>	
2	Location Map   Boundaries of Assembly Constituency - (Vidhan Sabha) in District   Boundaries of Assembly Constituency under Parliamentary Constituency - (Lok Sabha)   Ward-wise Winner Parties- 2024, 2023, 2019, 2018, 2014, 2013 and 2009	3-11
	<b>Administrative Setup (2011)</b>	
3	District   Sub-district   Towns   Villages   Inhabited Villages   Uninhabited Villages   Village Panchayat   Intermediate Panchayat	12
	<b>Demographics (2011)</b>	
4	Population   Households   Rural/Urban Population   Ward by Population Size   Sex Ratio (Total & 0-6 Years)   Religious Population   Social Population   Literacy Rate	13-14
	<b>Electoral Features</b>	
5	Important Dates of Last Elections Held   Electors by Gender   Service Electors   Voters   Voters Turnout   Polling Stations & Average Number of Electors per Polling Station   Electors by Age Group   Present Elected Representatives	15-20
	<b>Historical Summary Election Results</b>	
6	Vote Share of Major Parties   Winning Margin (Number & Percentage)   Polarity of Parties   Summary Result of Assembly Segment of Parliamentary Elections 2024, 2019, 2014 and 2009   Summary Result of Assembly Elections 2023, 2018, 2013 and 2008	21-31
	<b>Polling Station Level Election Results</b>	
7	Name and Number of Polling Station 2024, 2023, 2019, 2018, 2014, 2013 and 2009   Polling Station-wise Electors, Voters & Voters Turnout 2024, 2023, 2019, 2018, 2014, 2013 and 2009   Polling Station wise Elections Results 2024, 2023, 2019, 2018, 2014, 2013 and 2009	32-187
	<b>Share of Assembly Constituency</b>	
8	Share of Assembly Constituency - (Vidhan Sabha) in State, District and Parliamentary Constituency - (Lok Sabha)	188
9	<b>Abbreviation &amp; Sources</b>	191-192
10	<b>Disclaimer</b>	193

Location & Political Map

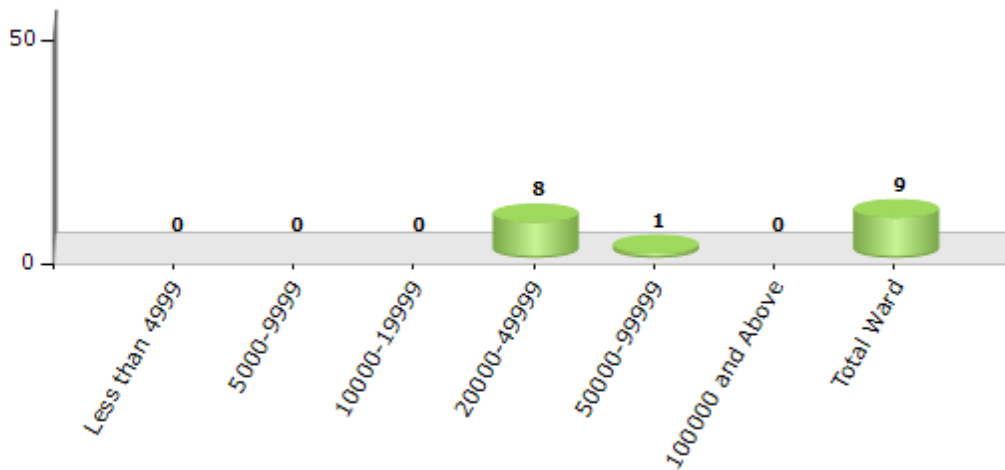


## Demographics

### Number of Ward by Population Size - 2011

Less than 4999	5000-9999	10000-19999	20000-49999	50000-99999	100000 and Above	Total Ward
0	0	0	8	1	0	9

Number of Ward by Population Size - 2011

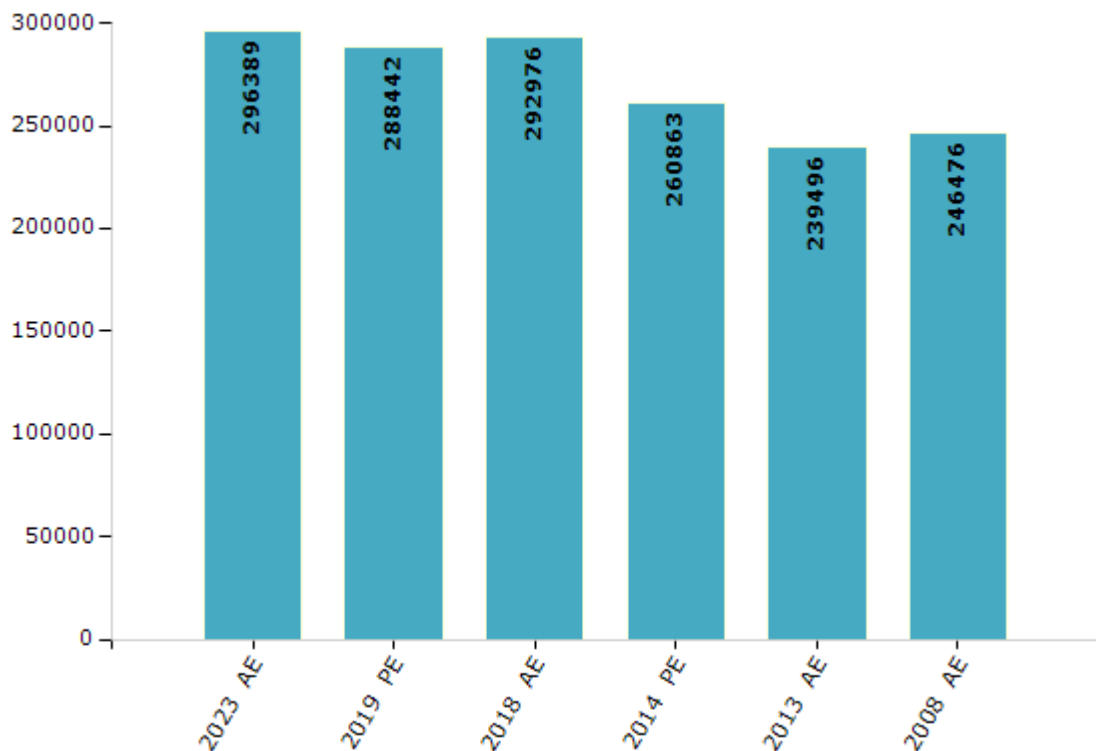


## Electoral Features

### Electors by Male & Female

Year	Male	Female	Others	Total	Year	Male	Female	Others	Total
2023 AE	152863	143484	42	296389	1999 AE	-	-	-	-
2019 PE	150212	138179	51	288442	1994 AE	-	-	-	-
2018 AE	153009	139914	53	292976	1989 AE	-	-	-	-
2014 PE	137621	123194	48	260863	1985 AE	-	-	-	-
2013 AE	126485	112980	31	239496	1983 AE	-	-	-	-
2009 PE	-	-	-	-	1978 AE	-	-	-	-
2008 AE	131333	115143	-	246476	1972 AE	-	-	-	-
2004 PE	-	-	-	-	1967 AE	-	-	-	-
2004 AE	-	-	-	-	1962 AE	-	-	-	-
1999 PE	-	-	-	-	1957 AE	-	-	-	-

Number of Electors



Note : AE : Assembly Election, PE : Assembly Segment of Parliamentary Election

## Historical Summary Election Results

### Summary Result of Assembly Election - 2018

Candidate Name	Party	Votes	Votes %
V Somanna	BJP	79135	50.33
Priyakrishna	INC	67760	43.1
A Nagendra Prasad	JD(S)	7090	4.51
Dr K S Gangadhara	SUCI	329	0.21
S Suresh	IND	298	0.19
N Hanumegowda	IND	230	0.15
Parveez Khan P	SJPL	211	0.13
Shivaraju G	IND	122	0.08
Prabhu	SJPA	94	0.06
Govindaiah B R	IND	75	0.05
M Umashankar	IND	69	0.04
Raghunath A P	IND	66	0.04
Jayachandra H	IND	58	0.04
Sreedhar V S	RCMP	54	0.03
Yathis M	IND	51	0.03
	NOTA	1589	1.01



## Polling Station Level Election Results

### Number and Name of Polling Stations (PS) (2023)

Number of Polling Stations	Name of Polling Stations	Number of Polling Stations	Name of Polling Stations
1	Sparc Public School, Room No-1	22	Theresa Public High School Magadi Main Road Kamakshipalya Bangalore -560079, Room No-2.
2	Sparc Public School, Room No-2	23	Bbmp Pu College, Room No-3
3	Sparc Public School, Room No-1	24	Pallavi International School, Room No-1,
4	Sparc Public School, Room No-2	25	Bbmp Pu College 1St Main Road Sampie Layout Bangalore-560079, Room No-2.
5	Govt. Kannada Lower Primary School, Room No-1	26	Bbmp Pu College 1St Main Road Sampie Layout Bangalore-560079, Room No-3.
6	Govt. Kannada Lower Primary School, Room No-2,	27	Bbmp Pu College, Room No-4
7	St Pauls Education Group Society Room No - 1	28	Bbmp Pu College, Room No-5
8	St Pauls Education Group Society Room No - 2	29	Guddanna Government Primary School, Room No-1
9	Nandagokula Kannada Higher Primary School Room No-1,	30	Guddanna Government Primary School, Room No-2
10	Nandagokula Kannada Higher Primary School, Room No-2,	31	Anganawadi Kendra Survey Num 43 & 44 Malagala 1St Main Road Pattegarapalya Nagarabhavi 1St Stage Bangalore 560079
11	Nandagokula Kannada Higher Primary School, Room No-3,	32	Public Library, Room No.1,
12	Nandagokula Kannada Higher Primary School, Room No-4,	33	Public Library, Room No.2
13	Sri Gururaja Primary School, Room No-1	34	Franck Public School, Room No-1
14	Ravinandana Vidhya Samste(R) Room No-1,	35	Franck Public School, Room No-2
15	Ravinandana Education Society (R), Room No-1,	36	Franck Public School, Room No-3
16	Ravinandana Education Society (R), Room No-1	37	Franck Public School, Room No-4
17	St. Meera'S High School, Room No-1	38	Franck Public School, Room No-5
18	St. Meera'S High School, Room No-2	39	Pinewood English School, Room No-1
19	St. Meera'S High School, Room No-3	40	Pinewood English School, Room No-2
20	St. Meera'S High School, Room No-4	41	Bescom Assistant Engineer (E) Office, 1St Main Road, Amarajyothinagara, Bangalore-560040.
21	Theresa Public High School Magadi Main Road Kamakshipalya Bangalore -560079 Room No-1.	42	Nammura Govt Lower Primary School, Room No-1,

Contd....

## Polling Station Level Election Results

### Polling Station-wise Votes Secured by Overall Top Five Parties in Govindraj Nagar Assembly in Assembly Election (AE) under Bangalore South Parliamentary Constituency in Karnataka (2023)

Number of Polling Station	Winner - Priyakrishna (INC)	Runner-up - K. Umesh Shetty (BJP)	3rd - R Prakash (JD(S))	4th - Balakrishna. M (UPJP)	5th - Anjana Gowda (AAP)	NOTA	Other	Total Votes Secured
36	417	239	25	13	1	1	4	700
37	236	171	13	4	1	1	9	435
38	312	292	19	15	3	8	7	656
39	293	318	17	0	4	6	2	640
40	98	144	9	3	1	8	0	263
41	372	254	42	19	1	8	7	703
42	288	229	26	9	0	4	3	559
43	399	284	41	12	2	8	3	749
44	146	137	12	5	0	1	2	303
45	264	299	10	14	1	4	1	593
46	587	195	15	4	0	6	4	811
47	452	229	15	12	4	3	5	720
48	215	363	9	8	3	9	5	612
49	173	414	6	5	2	8	3	611
50	739	221	23	12	2	5	8	1010
51	185	425	7	8	3	6	2	636
52	449	299	10	9	1	4	6	778
53	563	225	6	11	4	4	6	819
54	406	206	9	6	1	6	4	638
55	233	166	8	4	1	3	2	417
56	311	355	14	2	1	5	3	691
57	322	314	11	6	2	6	3	664
58	291	307	10	7	0	4	0	619
59	110	492	2	6	2	5	2	619
60	203	346	8	3	1	4	2	567
61	280	337	15	6	1	2	2	643
62	253	250	7	9	0	3	0	522
63	400	254	5	7	2	9	2	679
64	319	280	21	13	4	6	4	647
65	435	303	17	16	1	4	5	781
66	199	400	8	5	1	8	5	626
67	385	323	25	8	3	14	0	758
68	248	240	12	5	3	7	1	516
69	163	249	8	5	2	1	2	430
70	294	210	18	18	3	3	3	549

Contd....

## Polling Station Level Election Results

### Winner, Runner-up and 3rd Party Position & Winning Margin According to Polling Stations in Govindraj Nagar Assembly in Assembly Election (AE) under Bangalore South Parliamentary Constituency in Karnataka (2023)

Polling Station Number	Winner Party	Winner Votes (%)	Runner-up Party	Runner-up Votes (%)	Winning Margin Votes (%)	Third Party	Third Party Votes (%)	Other Votes (%)
71	INC	405 (60.18)	BJP	216 (32.1)	189 (28.08)	JD(S)	21 (3.12)	31 (4.61)
72	INC	446 (62.99)	BJP	199 (28.11)	247 (34.88)	JD(S)	32 (4.52)	31 (4.38)
73	INC	392 (48.82)	BJP	353 (43.96)	39 (4.86)	JD(S)	28 (3.49)	30 (3.74)
74	INC	467 (57.73)	BJP	304 (37.58)	163 (20.15)	JD(S)	17 (2.1)	21 (2.6)
75	INC	428 (54.73)	BJP	300 (38.36)	128 (16.37)	JD(S)	34 (4.35)	20 (2.56)
76	INC	423 (55.29)	BJP	293 (38.3)	130 (16.99)	JD(S)	29 (3.79)	20 (2.61)
77	INC	329 (46.6)	BJP	327 (46.32)	2 (0.28)	JD(S)	19 (2.69)	31 (4.39)
78	INC	593 (66.48)	BJP	255 (28.59)	338 (37.89)	UPJP	18 (2.02)	26 (2.91)
79	INC	363 (51.86)	BJP	293 (41.86)	70 (10)	JD(S)	14 (2)	30 (4.29)
80	BJP	403 (54.53)	INC	299 (40.46)	104 (14.07)	JD(S)	13 (1.76)	24 (3.25)
81	BJP	209 (57.89)	INC	124 (34.35)	85 (23.54)	JD(S)	11 (3.05)	17 (4.71)
82	BJP	278 (59.4)	INC	167 (35.68)	111 (23.72)	JD(S)	10 (2.14)	13 (2.78)
83	BJP	270 (52.63)	INC	226 (44.05)	44 (8.58)	JD(S)	7 (1.36)	10 (1.95)
84	BJP	376 (52.96)	INC	290 (40.85)	86 (12.11)	JD(S)	23 (3.24)	21 (2.96)
85	BJP	286 (53.76)	INC	223 (41.92)	63 (11.84)	UPJP	11 (2.07)	12 (2.26)
86	INC	653 (69.47)	BJP	237 (25.21)	416 (44.26)	UPJP	20 (2.13)	30 (3.19)
87	INC	393 (54.89)	BJP	291 (40.64)	102 (14.25)	JD(S)	21 (2.93)	11 (1.54)
88	BJP	418 (68.3)	INC	173 (28.27)	245 (40.03)	UPJP	5 (0.82)	16 (2.61)
89	BJP	336 (71.49)	INC	118 (25.11)	218 (46.38)	UPJP	5 (1.06)	11 (2.34)
90	INC	382 (59.87)	BJP	203 (31.82)	179 (28.05)	UPJP	33 (5.17)	20 (3.13)
91	INC	366 (50.9)	BJP	301 (41.86)	65 (9.04)	JD(S)	24 (3.34)	28 (3.89)
92	INC	277 (49.29)	BJP	251 (44.66)	26 (4.63)	JD(S)	18 (3.2)	16 (2.85)
93	BJP	230 (50.88)	INC	194 (42.92)	36 (7.96)	UPJP	10 (2.21)	18 (3.98)
94	BJP	217 (52.8)	INC	174 (42.34)	43 (10.46)	JD(S)	6 (1.46)	14 (3.41)
95	BJP	322 (60.87)	INC	183 (34.59)	139 (26.28)	JD(S)	8 (1.51)	16 (3.02)
96	BJP	398 (63.58)	INC	200 (31.95)	198 (31.63)	JD(S)	10 (1.6)	18 (2.88)
97	BJP	392 (59.21)	INC	237 (35.8)	155 (23.41)	JD(S)	12 (1.81)	21 (3.17)
98	BJP	396 (60.55)	INC	224 (34.25)	172 (26.3)	JD(S)	15 (2.29)	19 (2.91)
99	BJP	281 (50.81)	INC	246 (44.48)	35 (6.33)	JD(S)	10 (1.81)	16 (2.89)
100	INC	335 (52.92)	BJP	260 (41.07)	75 (11.85)	JD(S)	10 (1.58)	28 (4.42)
101	BJP	233 (56.14)	INC	164 (39.52)	69 (16.62)	JD(S)	8 (1.93)	10 (2.41)
102	INC	100 (47.62)	BJP	100 (47.62)	0 (0)	JD(S)	7 (3.33)	3 (1.43)
103	BJP	83 (47.98)	INC	76 (43.93)	7 (4.05)	JD(S)	5 (2.89)	9 (5.2)
104	INC	367 (55.19)	BJP	247 (37.14)	120 (18.05)	JD(S)	20 (3.01)	31 (4.66)
105	INC	407 (61.76)	BJP	191 (28.98)	216 (32.78)	JD(S)	32 (4.86)	29 (4.4)

Contd....

## DISCLAIMER

The Terms of Use and Disclaimer of Datanet India Private Limited (hereinafter referred to as "Datanet") for use of this analysis report of **Govindraj Nagar Assembly Constituency (Govindraj Nagar Vidhan Sabha)** :-

1. **Assembly Factbook™** is a Registered Trade Mark owned by Datanet.
2. All the maps are sketched and graphical representation only and have not been drawn to the scale and also not to represent the actual geographical area or boundary of the unit.
3. The data for the aforesaid analysis is based on authentic sources and has been culled from the various publications of Census, CSO and NSSO for district and block level data, various central and state government departments, Central & State Elections Commissions and the concerned Returning Officers' releases, Electoral Rolls, Election results and allied publications, internal assessment, surveys, estimates and analysis. Therefore, certain adjustment of data at micro level may have been done to arrive closer to the macro data.
4. Data have been provided on an "As Is" and "As AVAILABLE" basis
5. The colours shown in the maps or diagram and charts of a particular party, alliance or AC are indicative and do not represent them.
6. This publication which includes maps, sheets, graphs and data would be the property under copyright of Datanet only. The user may use these for its internal study, analysis and research purposes. It's public display, re-selling or any commercial uses by the user are not allowed.
7. Datanet has taken due care and caution in compilation and processing of data and allied information, but does not guarantee the accuracy, adequacy or completeness of any information/analysis and will be not responsible for any errors or omissions or for the results obtained from the use of such information/analysis.
8. All the contents for the publication have been culled from various authentic sources and Datanet reasonably believes such sources to be reliable, but does not make any representations, express or implied as to the accuracy or fitness of use of such information. The information or contents of the information/analysis do not constitute advice and should not be relied upon in making (or refraining from making) any decision. Any reliance placed upon the information provided by Datanet is the sole responsibility and strictly at the user's risk.
9. In no event will Datanet be liable for any damages (including, without limitation, damages for loss of business projects, or loss of profits) arising in contract, tort or otherwise from the use of or inability to use any of its contents, or from any action taken (or refrained from being taken) as a result of using the analysis or any of its contents. Datanet its directors, owners, editors, officials, employees, distributor and agents or any associate will not be liable for any errors in the information contained or any consequences arising from the use of the contents of the provided information/analysis.
10. If any provision of these terms and conditions is held invalid or illegal or unenforceable for any reason by any court of competent jurisdiction, such provision shall be severed and the remainder of provisions of the terms and conditions shall continue in full force and effect as if the Term of Use had been executed with the invalid, illegal or unenforceable provision eliminated.
11. If there are any discrepancies in the information provided, please bring it to attention of Datanet for suitable rectification measures.

**Buy Online This Complete Book At  
Datanet India eBooks Store**

[www.indiastatpublications.com](http://www.indiastatpublications.com)

or go directly at

[http://www.indiastatpublications.com/  
Assembly\\_factbook/Karnataka/Bangalore\\_South/  
Govindraj\\_Nagar](http://www.indiastatpublications.com/Assembly_factbook/Karnataka/Bangalore_South/Govindraj_Nagar)



**i** **india**stat**elections**

ISBN : 978-93-5763-959-0



9 789357 163959 0