



Karnataka

Assembly Factbook™

Chickpet Assembly Constituency



Key Electoral Data of Chickpet
Assembly Constituency (Vidhan Sabha)

Karnataka

Assembly Factbook™

Chickpet Assembly Constituency



Chickpet Vidhan Sabha

Editor & Director

Dr. R.K. Thukral

Research Editor

Dr. Shafeeq Rahman

Compiled, Researched and Published by Datanet India Pvt. Ltd.

D-100, 1st Floor,

Okhla Industrial Area, Phase-I,

New Delhi- 110020.

Ph.: 91-11- 43580781-84

Email : support@indiastatpublications.com

Website : <http://www.indiastatelections.com>

Online Book Store :

www.indiastatpublications.com

Report No. : AFB/KA-169-0125

ISBN : 978-93-5763-967-5

First Edition : January, 2018

Eighth Updated Edition : January, 2025

Price : Rs.11500/-

US\$ 310

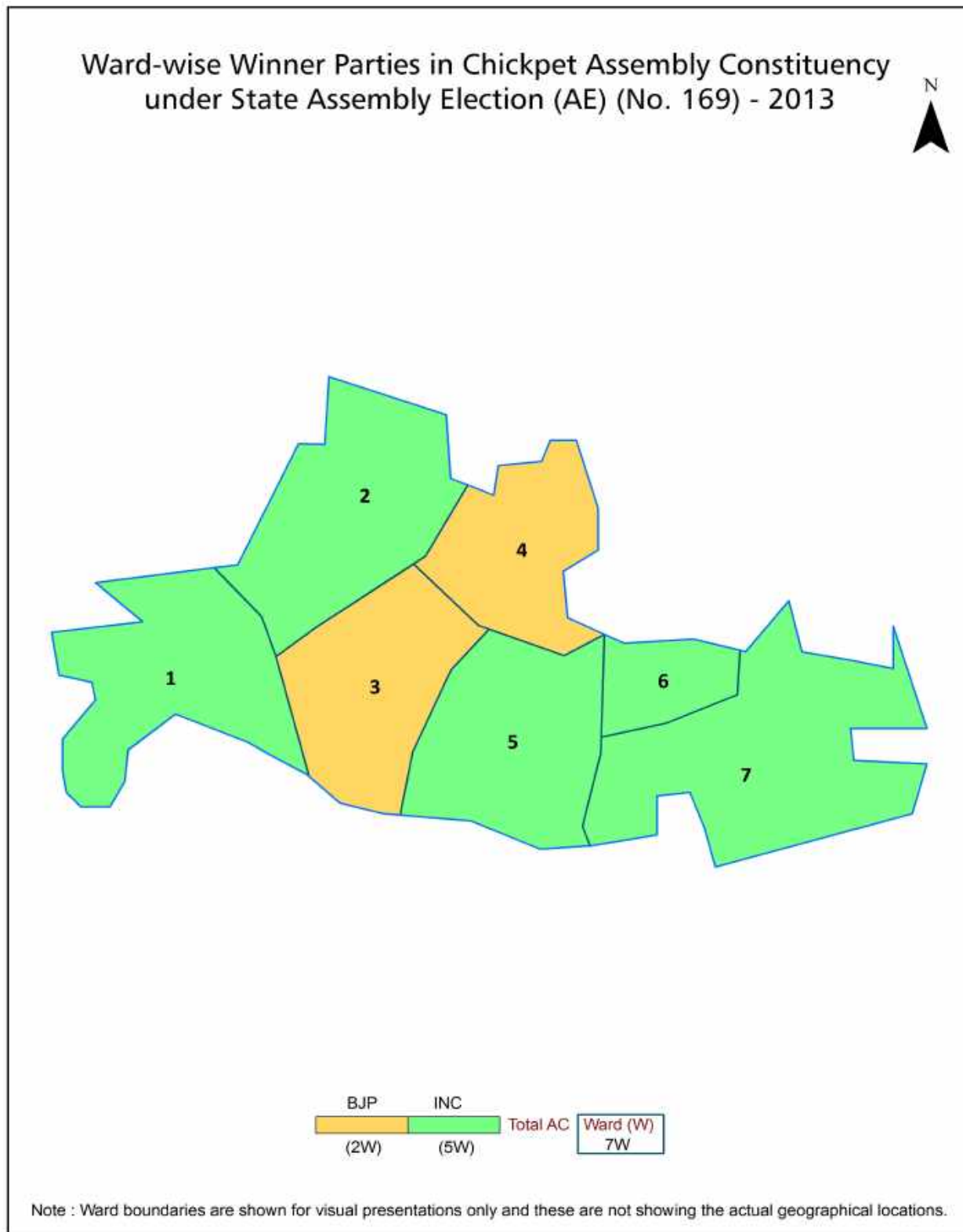
© Datanet India Pvt. Ltd.

All rights reserved. No part of this book may be reproduced, stored in a retrieval system or transmitted in any form or by any means, mechanical photocopying, photographing, scanning, recording or otherwise without the prior written permission of the publisher. Please refer to Disclaimer at page no. 195 for the use of this publication.

Printed in India

No.	Particulars	Page No.
	Introduction	
1	Assembly Constituency - (Vidhan Sabha) at a Glance Features of Assembly as per Delimitation Commission of India (2008)	1-2
	Location and Political Maps	
2	Location Map Boundaries of Assembly Constituency - (Vidhan Sabha) in District Boundaries of Assembly Constituency under Parliamentary Constituency - (Lok Sabha) Ward-wise Winner Parties- 2024, 2023, 2019, 2018, 2014, 2013 and 2009	3-11
	Administrative Setup (2011)	
3	District Sub-district Towns Villages Inhabited Villages Uninhabited Villages Village Panchayat Intermediate Panchayat	12
	Demographics (2011)	
4	Population Households Rural/Urban Population Ward by Population Size Sex Ratio (Total & 0-6 Years) Religious Population Social Population Literacy Rate	13-14
	Electoral Features	
5	Important Dates of Last Elections Held Electors by Gender Service Electors Voters Voters Turnout Polling Stations & Average Number of Electors per Polling Station Electors by Age Group Present Elected Representatives	15-20
	Historical Summary Election Results	
6	Vote Share of Major Parties Winning Margin (Number & Percentage) Polarity of Parties Summary Result of Assembly Segment of Parliamentary Elections 2024, 2019, 2014, 2009, 2004 and 1999 Summary Result of Assembly Elections 2023, 2018, 2013, 2008, 2004, 1999, 1994, 1989, 1985, 1983, 1978, 1972, 1967, 1962 and 1957	21-44
	Polling Station Level Election Results	
7	Name and Number of Polling Station 2024, 2023, 2019, 2018, 2014, 2013 and 2009 Polling Station-wise Electors, Voters & Voters Turnout 2024, 2023, 2019, 2018, 2014, 2013 and 2009 Polling Station wise Elections Results 2024, 2023, 2019, 2018, 2014, 2013 and 2009	45-189
	Share of Assembly Constituency	
8	Share of Assembly Constituency - (Vidhan Sabha) in State, District and Parliamentary Constituency - (Lok Sabha)	190
9	Abbreviation & Sources	193-194
10	Disclaimer	195

Location & Political Map

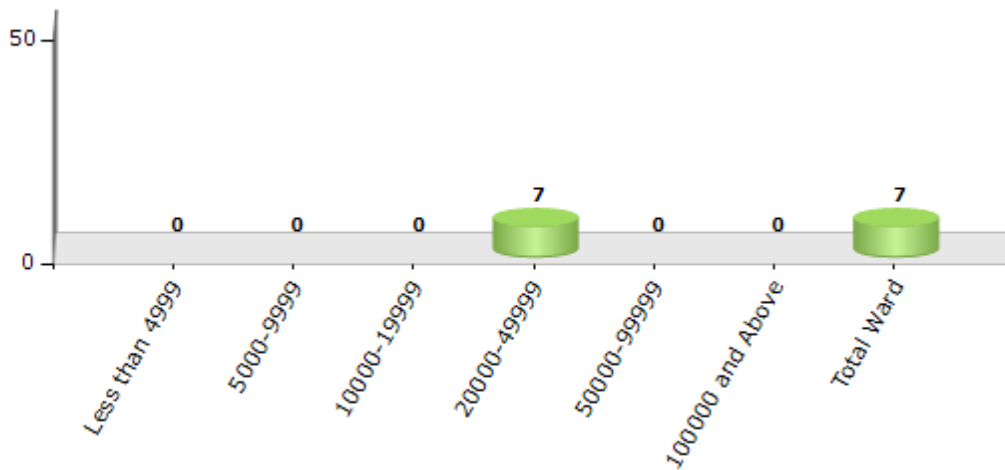


Demographics

Number of Ward by Population Size - 2011

Less than 4999	5000-9999	10000-19999	20000-49999	50000-99999	100000 and Above	Total Ward
0	0	0	7	0	0	7

Number of Ward by Population Size - 2011

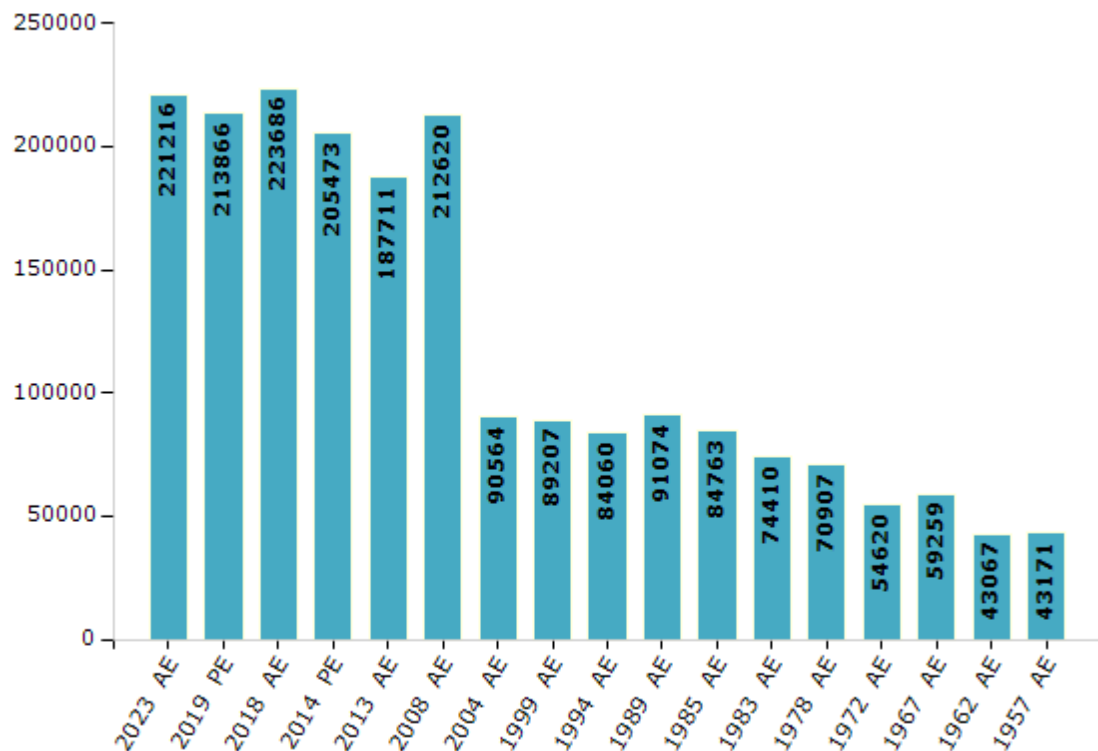


Electoral Features

Electors by Male & Female

Year	Male	Female	Others	Total	Year	Male	Female	Others	Total
2023 AE	112777	108420	19	221216	1999 AE	48395	40812	-	89207
2019 PE	109537	104315	14	213866	1994 AE	45249	38811	-	84060
2018 AE	115316	108358	12	223686	1989 AE	49853	41221	-	91074
2014 PE	106715	98743	15	205473	1985 AE	47159	37604	-	84763
2013 AE	97322	90372	17	187711	1983 AE	40980	33430	-	74410
2009 PE	-	-	-	-	1978 AE	39122	31785	-	70907
2008 AE	109373	103247	-	212620	1972 AE	30697	23923	-	54620
2004 PE	-	-	-	-	1967 AE	-	-	-	59259
2004 AE	48341	42223	-	90564	1962 AE	-	-	-	43067
1999 PE	-	-	-	-	1957 AE	-	-	-	43171

Number of Electors



Note : AE : Assembly Election, PE : Assembly Segment of Parliamentary Election

Historical Summary Election Results

Summary Result of Assembly Election - 2018

Candidate Name	Party	Votes	Votes %
Uday B.Garudachar	BJP	57312	44.46
R.V.Devraj	INC	49378	38.3
Mujahid Pasha.A	SDPI	11700	9.08
Dr D.Hemachandra Sagar	JD(S)	6286	4.88
Bharat Sanghvi	IND	487	0.38
Rakesh Kumar Shukla	IND	442	0.34
Basavaraj Vaijanath Jemshetty	IND	261	0.2
R.Shekar	IND	213	0.17
Afsar Khan. R.K	AIMEP	171	0.13
Praveen.V.K	IND	140	0.11
Rajendra Kumar M. Solanki	IND	136	0.11
Thyagaraj	RPSN	115	0.09
M.Srinivasa Murthy	IND	94	0.07
Syed Shazad Ahmed	IND	88	0.07
Purandara Upadhyaya G	IND	87	0.07
Syed Iqbal	IND	81	0.06
N. Kishore Kumar	ABHM	78	0.06
Arun Prasad. A	IND	66	0.05
Sadat Ali	IND	65	0.05
Syed Riyaz	IND	64	0.05
N.Muniyappa	RPI	56	0.04
Asgar A Mohin S M	IND	53	0.04
Shivakumar.K.S	IND	51	0.04
Shafiulla Shariff	IND	46	0.04
B. Chikkanagesha	IND	43	0.03
C.Nanjundappa	IND	36	0.03
P. Amarnath	IND	31	0.02
	NOTA	1340	1.04

Polling Station Level Election Results

Number and Name of Polling Stations (PS) (2023)

Number of Polling Stations	Name of Polling Stations	Number of Polling Stations	Name of Polling Stations
1	Bbmp Samyuktha High School, Pu College Kannada & English Medium, Room No-1	22	S L N High School, Degree Arts & Commerce College, Room No - 1
2	Bbmp Samyuktha High School, Pu College Kannada & English Medium, Room No-2	23	S L N High School, Degree Arts & Commerce College, Room No.2
3	Badavara Balaga Educational Institution-Gandhi Ashrama School, Room No - 1	24	Kumbaragundi Vinobha Harijan Seva Sangha Room No -1
4	Badavara Balaga Educational Institution-Gandhi Ashrama School, Room No - 2	25	Government College Of Pharmacy, Room No-1 'A' Block
5	Badavara Balaga Educational Institution-Gandhi Ashrama School, Room No - 3	26	Government College Of Pharmacy, Room No 2, 'A' Block
6	Lourdes Higher Primary School, Room No - 1	27	Government College Of Pharmacy, Room No.3, 'A' Block
7	Lourdes Higher Primary School, Room No - 2	28	Government College Of Pharmacy, Room No-4, 'A' Block
8	Sjm Nursery Primary, High School, Room No-1	29	Government College Of Pharmacy, Room No-5,'A' Block
9	Abbas Khan Women'S College, Room No-1	30	Government College Of Pharmacy, Room No-6,'A' Block
10	Abbas Khan Women'S College, Room No-2	31	Government College Of Pharmacy, Room No-1,'B' Block
11	Abbas Khan Women`S College, Room No - 3	32	Government College Of Pharmacy, Room No-2,'B' Block
12	Nammura Government Junior Primary School, Room No - 1	33	City Central Library, R.R.M.R.Layout
13	Nammura Government Junior Primary School, Room No - 3	34	Corporation Montessori School, Room No-1
14	Nammura Government Junior Primary School, Room No - 4	35	Corporation Montessori School, Room No.2
15	Office Of The Medical Officer Of Health (Mosquito Control) Room No - 1	36	M.M.E.S Higher And Secondary, Room No.1
16	Office Of The Medical Officer Of Health (Mosquito Control) Room No-2	37	M.M.E.S Higher And Secondary School, Room No - 2
17	Dasappa Urban Primary Health Center, Room No-1	38	Bangalore Mahanagara Palike Shishu Vihara, Higher Primary School, Room No.1
18	Bbmp Ward No.119 Contact Point (Health Inspector), Room No - 1	39	Girls Government Pre University College, Vanivilas Edn Institute, Room No - 1
19	United Mission High School, Room No - 1	40	Government(Dr.Apj Abdul Kalam)Urdu English Higher Primary School, Room No-1, Lalbagh Fort Road,
20	United Mission High School, Room No-2	41	Government(Dr.Apj Abdul Kalam)Urdu English Higher Primary School, Room No-2, Lalbagh Fort Road,
21	United Mission High School Room No-3	42	Government (Dr.Apj Abdul Kalam) Urdu English Higher Primary School, Room No-3, Lalbagh Fort Road,

Contd....

Polling Station Level Election Results

Polling Station-wise Votes Secured by Overall Top Five Parties in Chickpet Assembly in Assembly Election (AE) under Bangalore South Parliamentary Constituency in Karnataka (2023)

Number of Polling Station	Winner - Uday B. Garudachar (BJP)	Runner-up - R. V. Devraj (INC)	3rd - K G F Babu @ Yousuf Shariff (IND)	4th - Imran Pasha (JD(S))	5th - M. V. Vishnu (UPJP)	NOTA	Other	Total Votes Secured
36	87	272	103	4	1	2	5	474
37	232	475	162	3	1	5	7	885
38	62	243	122	8	0	1	5	441
39	351	302	19	2	3	7	10	694
40	33	197	212	4	1	3	8	458
41	187	232	313	3	3	5	9	752
42	327	334	49	4	1	5	7	727
43	164	270	286	1	1	6	6	734
44	294	363	299	8	2	6	15	987
45	231	265	156	3	2	4	8	669
46	78	200	41	0	0	0	1	320
47	501	170	154	2	3	4	12	846
48	83	438	248	4	3	1	1	778
49	265	550	85	4	1	1	8	914
50	382	105	105	3	3	2	18	618
51	220	171	82	3	5	7	5	493
52	137	97	44	2	5	3	4	292
53	329	75	11	5	0	11	4	435
54	16	382	465	9	0	2	17	891
55	74	343	472	6	0	4	11	910
56	163	223	125	8	2	1	2	524
57	387	94	38	0	3	7	5	534
58	366	146	29	0	5	9	2	557
59	330	103	26	3	2	6	4	474
60	422	202	33	1	2	8	5	673
61	307	235	68	8	6	7	5	636
62	111	237	55	2	0	5	1	411
63	82	459	205	3	0	1	8	758
64	18	338	221	11	0	1	6	595
65	43	138	112	8	0	0	4	305
66	633	265	34	13	11	14	17	987
67	314	236	52	43	12	11	16	684
68	468	226	20	23	8	10	15	770
69	243	92	11	11	2	1	6	366
70	311	115	7	13	10	14	5	475

Contd....

Polling Station Level Election Results

Winner, Runner-up and 3rd Party Position & Winning Margin According to Polling Stations in Chickpet Assembly in Assembly Election (AE) under Bangalore South Parliamentary Constituency in Karnataka (2023)

Polling Station Number	Winner Party	Winner Votes (%)	Runner-up Party	Runner-up Votes (%)	Winning Margin Votes (%)	Third Party	Third Party Votes (%)	Other Votes (%)
71	BJP	256 (43.91)	INC	207 (35.51)	49 (8.4)	IND (KGFB)	61 (10.46)	59 (10.12)
72	BJP	455 (69.89)	INC	117 (17.97)	338 (51.92)	IND (KGFB)	43 (6.61)	36 (5.53)
73	BJP	384 (67.96)	INC	111 (19.65)	273 (48.31)	IND (KGFB)	33 (5.84)	37 (6.55)
74	BJP	245 (52.13)	INC	131 (27.87)	114 (24.26)	JD(S)	33 (7.02)	61 (12.98)
75	BJP	411 (60.09)	INC	170 (24.85)	241 (35.24)	IND (KGFB)	56 (8.19)	47 (6.87)
76	BJP	310 (63.14)	INC	125 (25.46)	185 (37.68)	JD(S)	19 (3.87)	37 (7.54)
77	BJP	313 (45.04)	INC	229 (32.95)	84 (12.09)	IND (KGFB)	69 (9.93)	84 (12.09)
78	BJP	332 (46.63)	INC	246 (34.55)	86 (12.08)	IND (KGFB)	66 (9.27)	68 (9.55)
79	INC	390 (50.98)	BJP	283 (36.99)	107 (13.99)	IND (KGFB)	48 (6.27)	44 (5.75)
80	INC	362 (44.25)	BJP	359 (43.89)	3 (0.36)	IND (KGFB)	44 (5.38)	53 (6.48)
81	BJP	512 (81.53)	INC	79 (12.58)	433 (68.95)	JD(S)	14 (2.23)	23 (3.66)
82	BJP	216 (56.4)	INC	108 (28.2)	108 (28.2)	IND (KGFB)	23 (6.01)	36 (9.4)
83	BJP	438 (60.5)	INC	189 (26.1)	249 (34.4)	IND (KGFB)	43 (5.94)	54 (7.46)
84	BJP	305 (65.03)	INC	101 (21.54)	204 (43.49)	IND (KGFB)	32 (6.82)	31 (6.61)
85	BJP	549 (81.94)	INC	74 (11.04)	475 (70.9)	IND (KGFB)	10 (1.49)	37 (5.52)
86	BJP	548 (84.83)	INC	49 (7.59)	499 (77.24)	JD(S)	15 (2.32)	34 (5.26)
87	BJP	552 (87.62)	INC	40 (6.35)	512 (81.27)	JD(S)	12 (1.9)	26 (4.13)
88	BJP	642 (83.92)	INC	80 (10.46)	562 (73.46)	AAP	16 (2.09)	27 (3.53)
89	BJP	699 (89.39)	INC	54 (6.91)	645 (82.48)	IND (KGFB)	4 (0.51)	25 (3.2)
90	BJP	332 (53.9)	INC	181 (29.38)	151 (24.52)	IND (KGFB)	85 (13.8)	18 (2.92)
91	INC	304 (51.35)	BJP	140 (23.65)	164 (27.7)	IND (KGFB)	124 (20.95)	24 (4.05)
92	BJP	576 (84.83)	INC	52 (7.66)	524 (77.17)	IND (KGFB)	25 (3.68)	26 (3.83)
93	BJP	239 (40.3)	INC	238 (40.13)	1 (0.17)	IND (KGFB)	82 (13.83)	34 (5.73)
94	BJP	277 (37.13)	INC	277 (37.13)	0 (0)	IND (KGFB)	154 (20.64)	38 (5.09)
95	BJP	404 (81.78)	INC	42 (8.5)	362 (73.28)	IND (KGFB)	35 (7.09)	13 (2.63)
96	INC	358 (47.48)	IND (KGFB)	267 (35.41)	91 (12.07)	BJP	114 (15.12)	15 (1.99)
97	INC	261 (37.88)	BJP	208 (30.19)	53 (7.69)	IND (KGFB)	199 (28.88)	21 (3.05)
98	BJP	307 (37.9)	INC	288 (35.56)	19 (2.34)	IND (KGFB)	182 (22.47)	33 (4.07)
99	BJP	430 (74.39)	INC	111 (19.2)	319 (55.19)	IND (KGFB)	14 (2.42)	23 (3.98)
100	BJP	443 (53.89)	IND (KGFB)	200 (24.33)	243 (29.56)	INC	151 (18.37)	28 (3.41)
101	BJP	323 (44.19)	IND (KGFB)	204 (27.91)	119 (16.28)	INC	178 (24.35)	26 (3.56)
102	INC	313 (35.85)	IND (KGFB)	280 (32.07)	33 (3.78)	BJP	258 (29.55)	22 (2.52)
103	BJP	399 (58.25)	INC	157 (22.92)	242 (35.33)	IND (KGFB)	102 (14.89)	27 (3.94)
104	BJP	422 (52.55)	IND (KGFB)	207 (25.78)	215 (26.77)	INC	150 (18.68)	24 (2.99)
105	BJP	413 (45.58)	IND (KGFB)	254 (28.04)	159 (17.54)	INC	206 (22.74)	33 (3.64)

Contd....

DISCLAIMER

The Terms of Use and Disclaimer of Datanet India Private Limited (hereinafter referred to as "Datanet") for use of this analysis report of **Chickpet Assembly Constituency (Chickpet Vidhan Sabha) :-**

1. **Assembly Factbook™** is a Registered Trade Mark owned by Datanet.
2. All the maps are sketched and graphical representation only and have not been drawn to the scale and also not to represent the actual geographical area or boundary of the unit.
3. The data for the aforesaid analysis is based on authentic sources and has been culled from the various publications of Census, CSO and NSSO for district and block level data, various central and state government departments, Central & State Elections Commissions and the concerned Returning Officers' releases, Electoral Rolls, Election results and allied publications, internal assessment, surveys, estimates and analysis. Therefore, certain adjustment of data at micro level may have been done to arrive closer to the macro data.
4. Data have been provided on an "As Is" and "As AVAILABLE" basis
5. The colours shown in the maps or diagram and charts of a particular party, alliance or AC are indicative and do not represent them.
6. This publication which includes maps, sheets, graphs and data would be the property under copyright of Datanet only. The user may use these for its internal study, analysis and research purposes. It's public display, re-selling or any commercial uses by the user are not allowed.
7. Datanet has taken due care and caution in compilation and processing of data and allied information, but does not guarantee the accuracy, adequacy or completeness of any information/analysis and will be not responsible for any errors or omissions or for the results obtained from the use of such information/analysis.
8. All the contents for the publication have been culled from various authentic sources and Datanet reasonably believes such sources to be reliable, but does not make any representations, express or implied as to the accuracy or fitness of use of such information. The information or contents of the information/analysis do not constitute advice and should not be relied upon in making (or refraining from making) any decision. Any reliance placed upon the information provided by Datanet is the sole responsibility and strictly at the user's risk.
9. In no event will Datanet be liable for any damages (including, without limitation, damages for loss of business projects, or loss of profits) arising in contract, tort or otherwise from the use of or inability to use any of its contents, or from any action taken (or refrained from being taken) as a result of using the analysis or any of its contents. Datanet its directors, owners, editors, officials, employees, distributor and agents or any associate will not be liable for any errors in the information contained or any consequences arising from the use of the contents of the provided information/analysis.
10. If any provision of these terms and conditions is held invalid or illegal or unenforceable for any reason by any court of competent jurisdiction, such provision shall be severed and the remainder of provisions of the terms and conditions shall continue in full force and effect as if the Term of Use had been executed with the invalid, illegal or unenforceable provision eliminated.
11. If there are any discrepancies in the information provided, please bring it to attention of Datanet for suitable rectification measures.

**Buy Online This Complete Book At
Datanet India eBooks Store**

www.indiastatpublications.com

or go directly at

[http://www.indiastatpublications.com/
Assembly_factbook/Karnataka/Bangalore_South/ Chickpet](http://www.indiastatpublications.com/Assembly_factbook/Karnataka/Bangalore_South/Chickpet)

 **indiastat**elections

ISBN - 978-93-5763-967-5



9 789357 639675