



Karnataka

Assembly Factbook™

Bommanahalli Assembly Constituency



Key Electoral Data of Bommanahalli
Assembly Constituency (Vidhan Sabha)

Karnataka

Assembly FactbookTM

Bommanahalli Assembly Constituency



Bommanahalli Vidhan Sabha

Editor & Director

Dr. R.K. Thukral

Research Editor

Dr. Shafeeq Rahman

Compiled, Researched and Published by Datanet India Pvt. Ltd.

D-100, 1st Floor,

Okhla Industrial Area, Phase-I,

New Delhi- 110020.

Ph.: 91-11- 43580781-84

Email : support@indiaatpublications.com

Website : <http://www.indiastatelections.com>

Online Book Store :

www.indiaatpublications.com

Report No. : AFB/KA-175-0125

ISBN : 978-93-5763-946-0

First Edition : January, 2018

Eighth Updated Edition : January, 2025

Price : Rs.11500/-

US\$ 310

© Datanet India Pvt. Ltd.

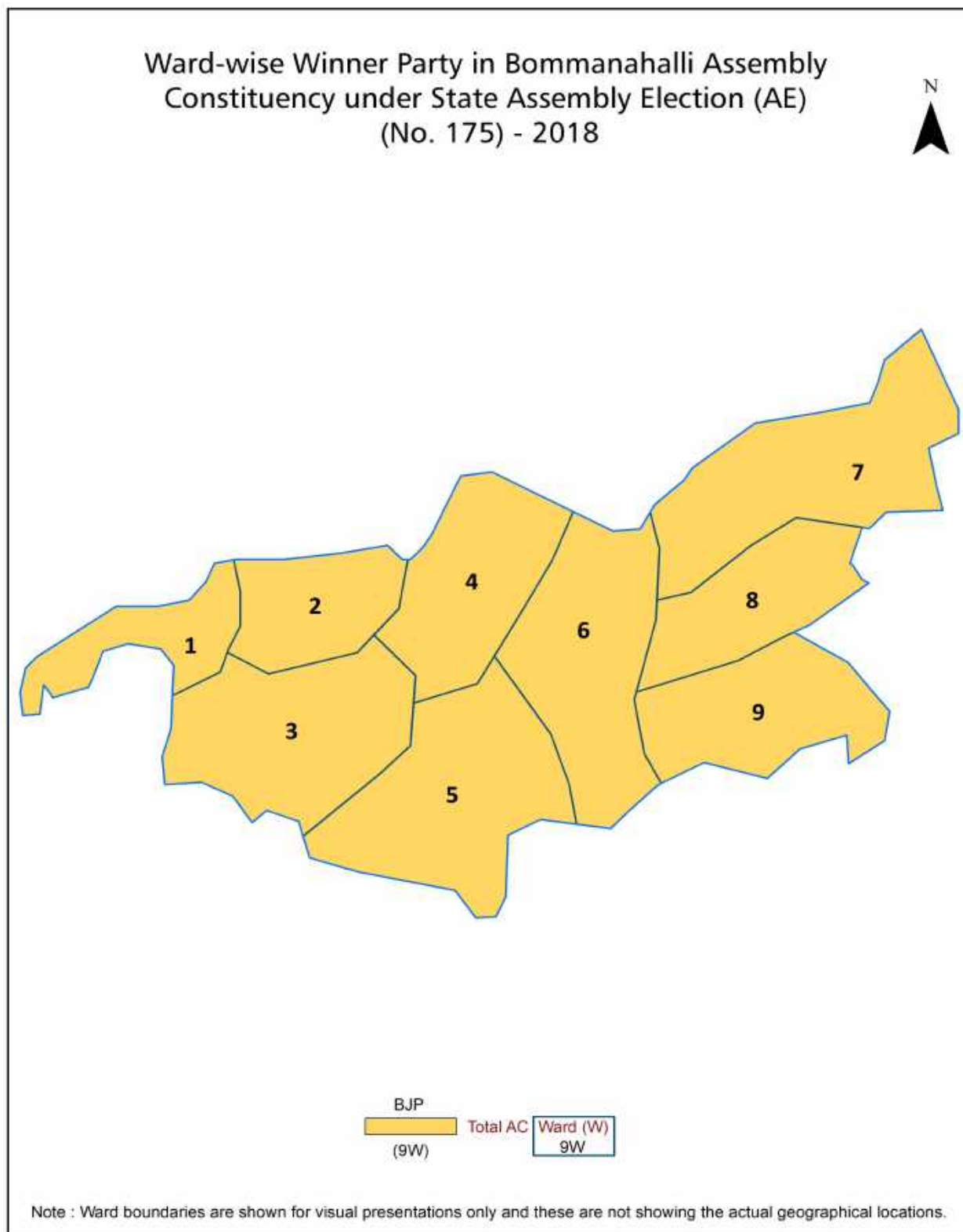
All rights reserved. No part of this book may be reproduced, stored in a retrieval system or transmitted in any form or by any means, mechanical photocopying, photographing, scanning, recording or otherwise without the prior written permission of the publisher. Please refer to Disclaimer at page no. 238 for the use of this publication.

Printed in India

Contents

No.	Particulars	Page No.
	Introduction	
1	Assembly Constituency - (Vidhan Sabha) at a Glance Features of Assembly as per Delimitation Commission of India (2008)	1-2
	Location and Political Maps	
2	Location Map Boundaries of Assembly Constituency - (Vidhan Sabha) in District Boundaries of Assembly Constituency under Parliamentary Constituency - (Lok Sabha) Ward-wise Winner Parties- 2024, 2023, 2019, 2018, 2014, 2013 and 2009	3-11
	Administrative Setup (2011)	
3	District Sub-district Towns Villages Inhabited Villages Uninhabited Villages Village Panchayat Intermediate Panchayat	12
	Demographics (2011)	
4	Population Households Rural/Urban Population Ward by Population Size Sex Ratio (Total & 0-6 Years) Religious Population Social Population Literacy Rate	13-14
	Electoral Features	
5	Important Dates of Last Elections Held Electors by Gender Service Electors Voters Voters Turnout Polling Stations & Average Number of Electors per Polling Station Electors by Age Group Present Elected Representatives	15-20
	Historical Summary Election Results	
6	Vote Share of Major Parties Winning Margin (Number & Percentage) Polarity of Parties Summary Result of Assembly Segment of Parliamentary Elections 2024, 2019, 2014 and 2009 Summary Result of Assembly Elections 2023, 2018, 2013 and 2008	21-31
	Polling Station Level Election Results	
7	Name and Number of Polling Station 2024, 2023, 2019, 2018, 2014, 2013 and 2009 Polling Station-wise Electors, Voters & Voters Turnout 2024, 2023, 2019, 2018, 2014, 2013 and 2009 Polling Station wise Elections Results 2024, 2023, 2019, 2018, 2014, 2013 and 2009	32-230
	Share of Assembly Constituency	
8	Share of Assembly Constituency - (Vidhan Sabha) in State, District and Parliamentary Constituency - (Lok Sabha)	231
9	Abbreviation & Sources	236-237
10	Disclaimer	236

Location & Political Map

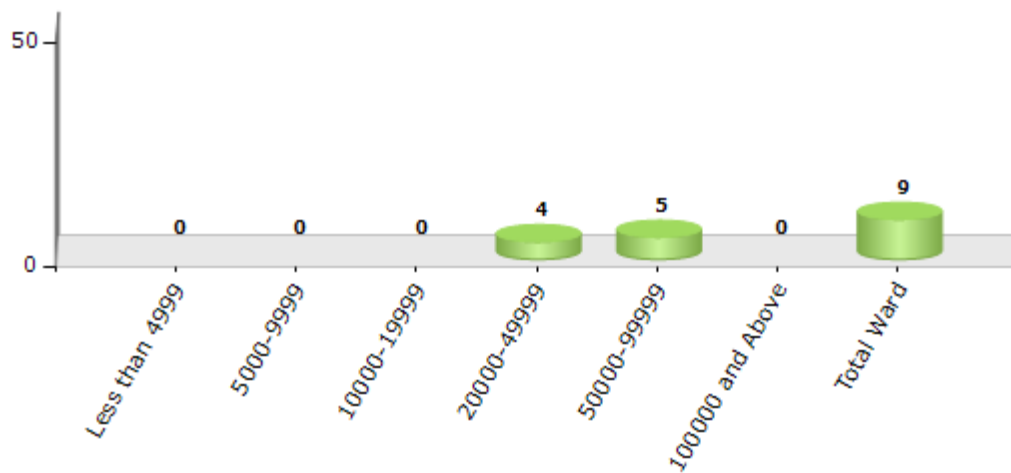


Demographics

Number of Ward by Population Size - 2011

Less than 4999	5000-9999	10000-19999	20000-49999	50000-99999	100000 and Above	Total Ward
0	0	0	4	5	0	9

Number of Ward by Population Size - 2011

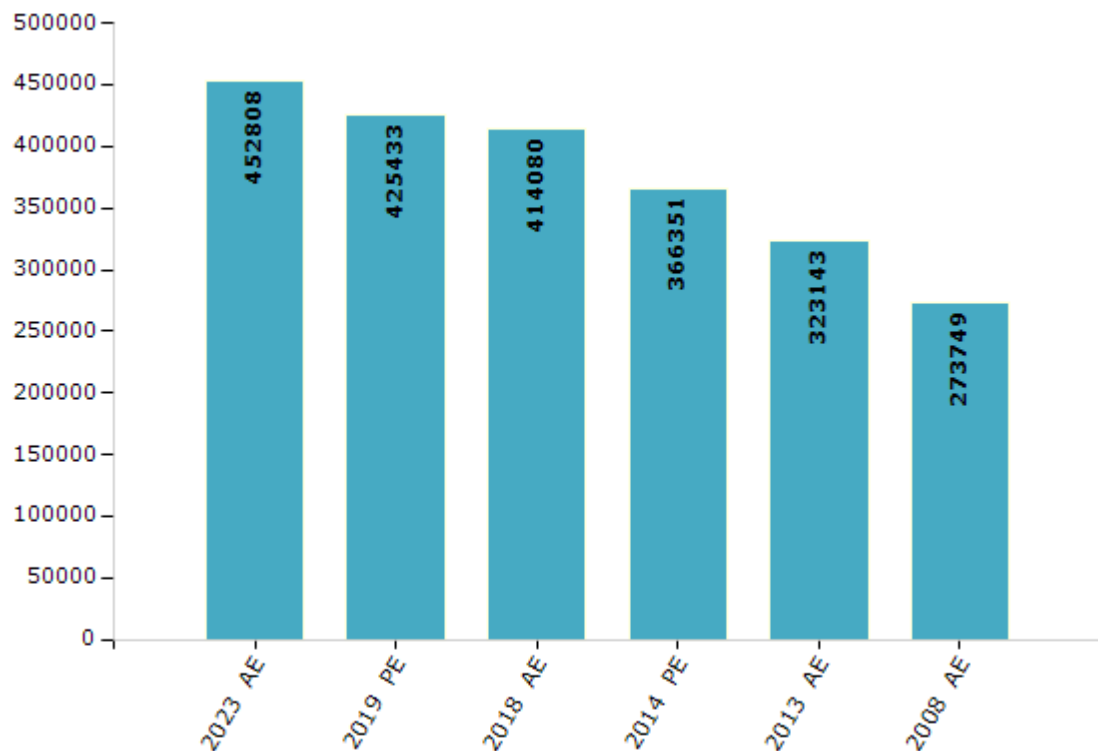


Electoral Features

Electors by Male & Female

Year	Male	Female	Others	Total	Year	Male	Female	Others	Total
2023 AE	242527	210211	70	452808	1999 AE	-	-	-	-
2019 PE	229597	195767	69	425433	1994 AE	-	-	-	-
2018 AE	223905	190106	69	414080	1989 AE	-	-	-	-
2014 PE	198926	167354	71	366351	1985 AE	-	-	-	-
2013 AE	173785	149306	52	323143	1983 AE	-	-	-	-
2009 PE	-	-	-	-	1978 AE	-	-	-	-
2008 AE	148447	125302	-	273749	1972 AE	-	-	-	-
2004 PE	-	-	-	-	1967 AE	-	-	-	-
2004 AE	-	-	-	-	1962 AE	-	-	-	-
1999 PE	-	-	-	-	1957 AE	-	-	-	-

Number of Electors



Note : AE : Assembly Election, PE : Assembly Segment of Parliamentary Election

Historical Summary Election Results

Summary Result of Assembly Election - 2018

Candidate Name	Party	Votes	Votes %
Sathish Reddy M	BJP	111863	57.22
Sushma Rajagopala Reddy	INC	64701	33.09
T R Prasad	JD(S)	9379	4.8
Somashekar.N	PPRP	2142	1.1
Dr.P.Anilkumar	IND	1143	0.58
Sushma Ramesh	IND	576	0.29
Sushma Sandeep	IND	460	0.24
Sadarulla	IND	352	0.18
Syed Ismail	IND	347	0.18
Sheeba C P	IND	335	0.17
Madhusudan Reddy	JBJS	320	0.16
V Madesha	IND	271	0.14
Kupendra	IND	243	0.12
Abdul Kadir Gsy	IND	224	0.11
Shaik Imran	AIMEP	161	0.08
G Venkatesh Bhovi	SHS	150	0.08
Rathnamma	RMVP	146	0.07
Pavithra Gundegowda	IND	120	0.06
Dilip Kumar	IND	86	0.04
	NOTA	2491	1.27

Polling Station Level Election Results

Number and Name of Polling Stations (PS) (2023)

Number of Polling Stations	Name of Polling Stations	Number of Polling Stations	Name of Polling Stations
1	Govt Model Primary School, Rome No-01	22	Government Lower Primary School Sarakki Agrahara Room No -01
2	Govt Model Primary School, Rome No-02	23	Sri Sadguru Sai Baba Kannada Higher Primary School , Room No-1, Roopena Agrahara Bangalore -560068
3	Govt Model Primary School, Rome No-03	24	Sri Sadguru Sai Baba Kannada Higher Primary School , Room No-2, Roopena Agrahara Bangalore -560068
4	Govt Model Primary School, Rome No-04	25	Lawrence High School, Room No.1
5	Govt Model Primary School, Rome No-05	26	Lawrence High School, Room No.2
6	Govt Model Primary School, Rome No-06	27	Sri Sadguru Sai Baba Kannada Higher Primary School , Room No-3, Roopena Agrahara Bangalore -560068
7	Sree Vivekananda School, Room No-01	28	Sri Sadguru Sai Baba High School (Round Table High School) Room No -1 , Roopena Agrahara Bangalore -560068
8	Sree Vivekananda School, Room No-02	29	Sri Sadguru Sai Baba High School (Round Table High School) Room No -2 , Roopena Agrahara Bangalore -560068
9	Sree Vivekananda School, Room No-03	30	Sri Sadguru Sai Baba High School (Round Table High School) Room No -3 , Roopena Agrahara Bangalore -560068
10	Sree Vivekananda School, Room No-04	31	Sri Sadguru Sai Baba High School (Round Table High School) Room No -4 , Roopena Agrahara Bangalore -560068
11	Sree Vivekananda School, Room No-05	32	Karnataka Public School Room No 1
12	The Oxford Kannada Shishu Vihar And Higher Primary School, Room No-01	33	Karnataka Public School,Room No 2
13	The Oxford Kannada Shishu Vihar And Higher Primary School, Room No-02	34	Karnataka Public School Room No 3
14	Svit Polytechnic, 3Rd Cross Kr Layout, Jp Nagara 6Th Phase, Bengaluru-78, Room No-01	35	Karnataka Public School Room No 4
15	Svit Polytechnic,3Rd Cross Kr Layout,Jp Nagara 6Th Phase, Bengaluru-78,Room No-02	36	Karnataka Public School Room No 5
16	Svit Polytechnic,3Rd Cross Kr Layout,Jp Nagara 6Th Phase, Bengaluru-78,Room No-03	37	Karnataka Public School, Room No 6
17	Svit Polytechnic,3Rd Cross Kr Layout,Jp Nagara 6Th Phase, Bengaluru-78,Room No-04	38	Karnataka Public School Room No 7
18	Svit Polytechnic,3Rd Cross Kr Layout,Jp Nagara 6Th Phase, Bengaluru-78,Room No-05	39	Karnataka Public School Room No 8
19	Royal School, 24Th Main Road, Jp Nagar 6Th Phase Room No -01	40	Cambridge Public School, Room No 1
20	Royal School, 24Th Main Road, Jp Nagar 6Th Phase Room No -02	41	Cambridge Public School,Room No 2
21	Royal School, 24Th Main Road, J P Nagar 6Th Phase Room No -03	42	Gnan Srishti School Of Excellence Room No 01

Contd....

Polling Station Level Election Results

Polling Station-wise Votes Secured by Overall Top Five Parties in Bommanahalli Assembly in Assembly Election (AE) under Bangalore South Parliamentary Constituency in Karnataka (2023)

Number of Polling Station	Winner - Sathish Reddy .m (BJP)	Runner-up - Umapathy Srinivasa Gowda (INC)	3rd - K. Narayan Raju (JD(S))	4th - Sitharamu (AAP)	5th - Mamatha .r (UPJP)	NOTA	Other	Total Votes Secured
36	220	183	5	6	2	5	6	427
37	205	125	3	8	2	3	10	356
38	185	238	3	3	1	3	6	439
39	256	199	0	3	0	0	3	461
40	177	110	3	8	2	5	3	308
41	282	134	1	15	2	17	6	457
42	260	144	3	12	2	11	3	435
42A	318	121	3	5	3	8	9	467
43	225	198	2	9	3	3	3	443
44	220	154	4	8	1	0	2	389
45	422	149	1	7	3	6	9	597
46	495	185	6	16	4	13	6	725
47	447	178	2	18	2	7	4	658
48	238	125	5	3	4	10	6	391
49	252	134	3	6	4	9	5	413
50	280	91	3	7	1	8	8	398
51	270	382	3	5	4	4	14	682
52	396	270	4	36	12	7	5	730
53	355	178	4	31	2	10	5	585
54	361	180	7	20	2	11	7	588
55	419	100	1	22	2	5	3	552
56	370	368	7	7	6	6	9	773
57	356	310	6	9	5	2	10	698
58	421	250	6	16	5	7	6	711
59	399	205	2	10	6	10	8	640
60	465	173	4	23	3	13	8	689
61	415	212	3	25	0	6	8	669
62	394	162	6	23	1	11	4	601
63	276	295	3	2	6	1	3	586
64	147	222	4	2	2	2	11	390
65	178	229	3	6	5	1	2	424
66	119	288	6	1	1	3	7	425
67	129	153	1	0	8	3	4	298
68	240	275	6	4	3	4	3	535
69	236	257	0	2	4	10	6	515

Contd....

Polling Station Level Election Results

Winner, Runner-up and 3rd Party Position & Winning Margin According to Polling Stations in Bommanahalli Assembly in Assembly Election (AE) under Bangalore South Parliamentary Constituency in Karnataka (2023)

Polling Station Number	Winner Party	Winner Votes (%)	Runner-up Party	Runner-up Votes (%)	Winning Margin Votes (%)	Third Party	Third Party Votes (%)	Other Votes (%)
70	BJP	198 (49.01)	INC	184 (45.54)	14 (3.47)	JD(S)	11 (2.72)	11 (2.72)
71	BJP	339 (48.5)	INC	322 (46.07)	17 (2.43)	JD(S)	12 (1.72)	26 (3.72)
72	BJP	392 (54.67)	INC	283 (39.47)	109 (15.2)	JD(S)	9 (1.26)	33 (4.6)
73	BJP	365 (48.86)	INC	336 (44.98)	29 (3.88)	JD(S)	11 (1.47)	35 (4.69)
74	BJP	327 (48.44)	INC	317 (46.96)	10 (1.48)	UPJP	10 (1.48)	21 (3.11)
75	BJP	492 (60.15)	INC	270 (33.01)	222 (27.14)	JD(S)	17 (2.08)	39 (4.77)
76	BJP	522 (55.77)	INC	354 (37.82)	168 (17.95)	JD(S)	22 (2.35)	38 (4.06)
77	BJP	487 (61.49)	INC	261 (32.95)	226 (28.54)	JD(S)	11 (1.39)	33 (4.17)
78	BJP	372 (61.69)	INC	203 (33.67)	169 (28.02)	JD(S)	5 (0.83)	23 (3.81)
79	BJP	328 (62)	INC	169 (31.95)	159 (30.05)	JD(S)	8 (1.51)	24 (4.54)
80	BJP	583 (68.91)	INC	219 (25.89)	364 (43.02)	JD(S)	12 (1.42)	32 (3.78)
81	BJP	544 (68.43)	INC	203 (25.53)	341 (42.9)	JD(S)	12 (1.51)	36 (4.53)
82	BJP	565 (73.38)	INC	148 (19.22)	417 (54.16)	AAP	24 (3.12)	33 (4.29)
83	BJP	364 (60.47)	INC	193 (32.06)	171 (28.41)	JD(S)	16 (2.66)	29 (4.82)
84	BJP	330 (55.09)	INC	236 (39.4)	94 (15.69)	UPJP	9 (1.5)	24 (4.01)
85	BJP	351 (55.71)	INC	228 (36.19)	123 (19.52)	JD(S)	26 (4.13)	25 (3.97)
86	BJP	315 (54.69)	INC	222 (38.54)	93 (16.15)	UPJP	9 (1.56)	30 (5.21)
87	BJP	293 (59.07)	INC	173 (34.88)	120 (24.19)	JD(S)	9 (1.81)	21 (4.23)
88	BJP	313 (53.23)	INC	240 (40.82)	73 (12.41)	JD(S)	18 (3.06)	17 (2.89)
89	INC	335 (47.25)	BJP	323 (45.56)	12 (1.69)	JD(S)	23 (3.24)	28 (3.95)
90	BJP	367 (71.82)	INC	125 (24.46)	242 (47.36)	JD(S)	6 (1.17)	13 (2.54)
91	BJP	414 (74.73)	INC	107 (19.31)	307 (55.42)	AAP	7 (1.26)	26 (4.69)
92	BJP	322 (50.95)	INC	262 (41.46)	60 (9.49)	JD(S)	26 (4.11)	22 (3.48)
93	BJP	322 (57.4)	INC	193 (34.4)	129 (23)	JD(S)	26 (4.63)	20 (3.57)
94	BJP	393 (64.32)	INC	172 (28.15)	221 (36.17)	JD(S)	26 (4.26)	20 (3.27)
95	BJP	318 (49.77)	INC	284 (44.44)	34 (5.33)	JD(S)	13 (2.03)	24 (3.76)
96	BJP	518 (65.24)	INC	248 (31.23)	270 (34.01)	JD(S)	9 (1.13)	19 (2.39)
97	INC	466 (63.32)	BJP	245 (33.29)	221 (30.03)	JD(S)	9 (1.22)	16 (2.17)
98	INC	456 (59.07)	BJP	294 (38.08)	162 (20.99)	AAP	5 (0.65)	17 (2.2)
99	INC	549 (72.05)	BJP	192 (25.2)	357 (46.85)	JD(S)	7 (0.92)	14 (1.84)
100	INC	431 (67.55)	BJP	190 (29.78)	241 (37.77)	JD(S)	9 (1.41)	8 (1.25)
101	INC	354 (55.31)	BJP	267 (41.72)	87 (13.59)	JD(S)	5 (0.78)	14 (2.19)
102	INC	269 (46.22)	BJP	207 (35.57)	62 (10.65)	JD(S)	74 (12.71)	32 (5.5)
103	INC	240 (46.42)	BJP	182 (35.2)	58 (11.22)	JD(S)	69 (13.35)	26 (5.03)
104	INC	246 (45.22)	BJP	219 (40.26)	27 (4.96)	JD(S)	52 (9.56)	27 (4.96)

Contd....

DISCLAIMER

The Terms of Use and Disclaimer of Datanet India Private Limited (hereinafter referred to as "Datanet") for use of this analysis report of **Bommanahalli Assembly Constituency (Bommanahalli Vidhan Sabha)** :-

1. **Assembly Factbook™** is a Registered Trade Mark owned by Datanet.
2. All the maps are sketched and graphical representation only and have not been drawn to the scale and also not to represent the actual geographical area or boundary of the unit.
3. The data for the aforesaid analysis is based on authentic sources and has been culled from the various publications of Census, CSO and NSSO for district and block level data, various central and state government departments, Central & State Elections Commissions and the concerned Returning Officers' releases, Electoral Rolls, Election results and allied publications, internal assessment, surveys, estimates and analysis. Therefore, certain adjustment of data at micro level may have been done to arrive closer to the macro data.
4. Data have been provided on an "As Is" and "As AVAILABLE" basis
5. The colours shown in the maps or diagram and charts of a particular party, alliance or AC are indicative and do not represent them.
6. This publication which includes maps, sheets, graphs and data would be the property under copyright of Datanet only. The user may use these for its internal study, analysis and research purposes. It's public display, re-selling or any commercial uses by the user are not allowed.
7. Datanet has taken due care and caution in compilation and processing of data and allied information, but does not guarantee the accuracy, adequacy or completeness of any information/analysis and will be not responsible for any errors or omissions or for the results obtained from the use of such information/analysis.
8. All the contents for the publication have been culled from various authentic sources and Datanet reasonably believes such sources to be reliable, but does not make any representations, express or implied as to the accuracy or fitness of use of such information. The information or contents of the information/analysis do not constitute advice and should not be relied upon in making (or refraining from making) any decision. Any reliance placed upon the information provided by Datanet is the sole responsibility and strictly at the user's risk.
9. In no event will Datanet be liable for any damages (including, without limitation, damages for loss of business projects, or loss of profits) arising in contract, tort or otherwise from the use of or inability to use any of its contents, or from any action taken (or refrained from being taken) as a result of using the analysis or any of its contents. Datanet its directors, owners, editors, officials, employees, distributor and agents or any associate will not be liable for any errors in the information contained or any consequences arising from the use of the contents of the provided information/analysis.
10. If any provision of these terms and conditions is held invalid or illegal or unenforceable for any reason by any court of competent jurisdiction, such provision shall be severed and the remainder of provisions of the terms and conditions shall continue in full force and effect as if the Term of Use had been executed with the invalid, illegal or unenforceable provision eliminated.
11. If there are any discrepancies in the information provided, please bring it to attention of Datanet for suitable rectification measures.

**Buy Online This Complete Book At
Datanet India eBooks Store**

www.indiastatpublications.com

or go directly at

[http://www.indiastatpublications.com/
Assembly_factbook/Karnataka/Bangalore_South/
Bommanahalli](http://www.indiastatpublications.com/Assembly_factbook/Karnataka/Bangalore_South/Bommanahalli)

 **indiastat**elections

