



Karnataka

Assembly Factbook™

Basavanagudi Assembly Constituency



Key Electoral Data of Basavanagudi
Assembly Constituency (Vidhan Sabha)

Karnataka

Assembly Factbook™

Basavanagudi Assembly Constituency



Basavanagudi Vidhan Sabha

Editor & Director

Dr. R.K. Thukral

Research Editor

Dr. Shafeeq Rahman

Compiled, Researched and Published by Datanet India Pvt. Ltd.

D-100, 1st Floor,

Okhla Industrial Area, Phase-I,

New Delhi- 110020.

Ph.: 91-11- 43580781-84

Email : support@indiastatpublications.com

Website : www.indiastatelections.com

Online Book Store :

www.indiastatpublications.com

Report No. : AFB/KA-170-0125

ISBN : 978-93-5763-948-4

First Edition : January, 2018

Eighth Updated Edition : January, 2025

Price : Rs.11500/-

US\$ 310

© Datanet India Pvt. Ltd.

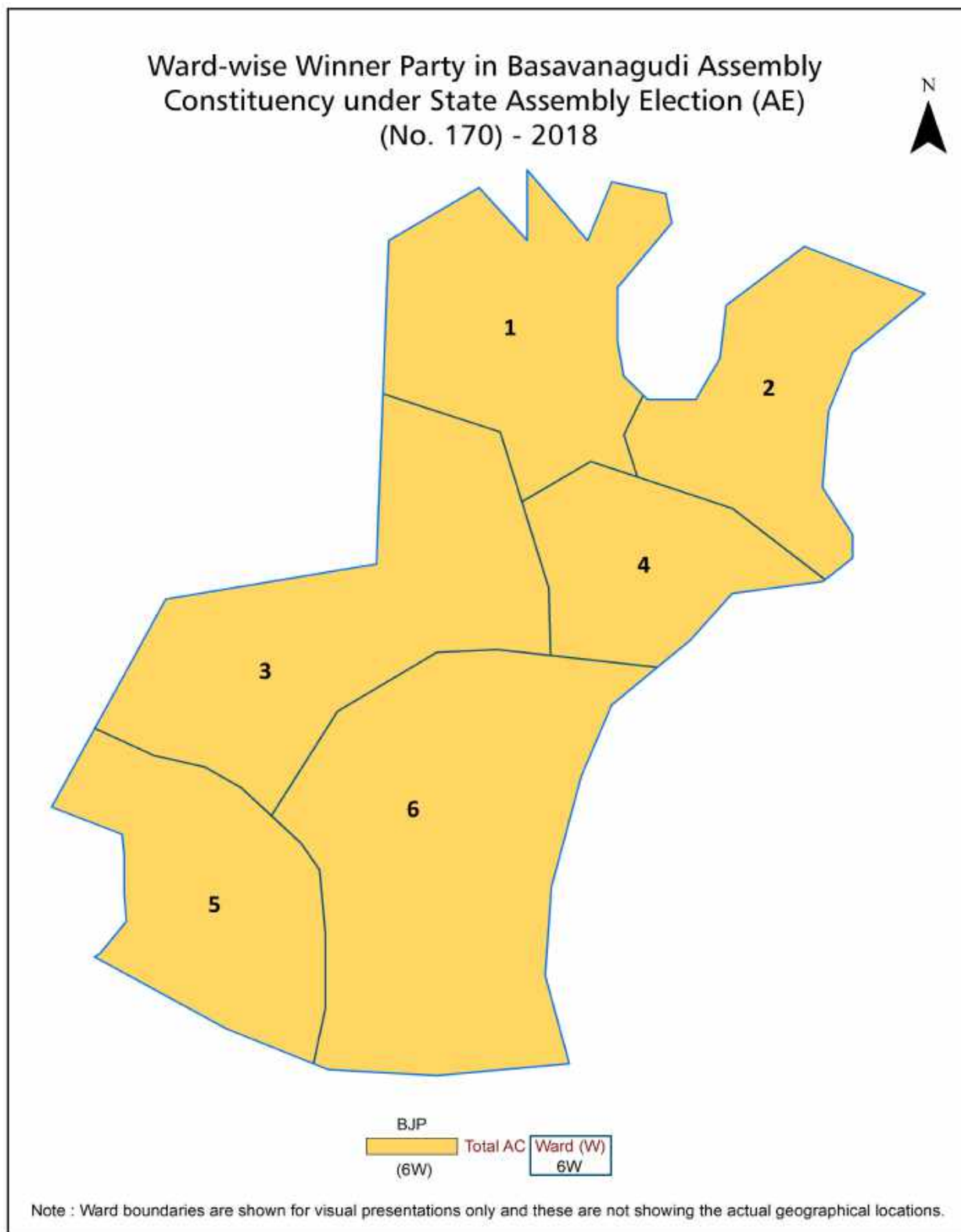
All rights reserved. No part of this book may be reproduced, stored in a retrieval system or transmitted in any form or by any means, mechanical photocopying, photographing, scanning, recording or otherwise without the prior written permission of the publisher. Please refer to Disclaimer at page no. 193 for the use of this publication.

Printed in India

Contents

No.	Particulars	Page No.
	Introduction	
1	Assembly Constituency - (Vidhan Sabha) at a Glance Features of Assembly as per Delimitation Commission of India (2008)	1-2
	Location and Political Maps	
2	Location Map Boundaries of Assembly Constituency - (Vidhan Sabha) in District Boundaries of Assembly Constituency under Parliamentary Constituency - (Lok Sabha) Ward-wise Winner Parties- 2024, 2023, 2019, 2018, 2014, 2013 and 2009	3-11
	Administrative Setup (2011)	
3	District Sub-district Towns Villages Inhabited Villages Uninhabited Villages Village Panchayat Intermediate Panchayat	12
	Demographics (2011)	
4	Population Households Rural/Urban Population Ward by Population Size Sex Ratio (Total & 0-6 Years) Religious Population Social Population Literacy Rate	13-14
	Electoral Features	
5	Important Dates of Last Elections Held Electors by Gender Service Electors Voters Voters Turnout Polling Stations & Average Number of Electors per Polling Station Electors by Age Group Present Elected Representatives	15-20
	Historical Summary Election Results	
6	Vote Share of Major Parties Winning Margin (Number & Percentage) Polarity of Parties Summary Result of Assembly Segment of Parliamentary Elections 2024, 2019, 2014, 2009, 2004 and 1999 Summary Result of Assembly Elections 2023, 2018, 2013, 2008, 2004, 1999, 1994, 1989, 1985, 1983, 1978, 1972, 1967, 1962 and 1957	21-44
	Polling Station Level Election Results	
7	Name and Number of Polling Station 2024, 2023, 2019, 2018, 2014, 2013 and 2009 Polling Station-wise Electors, Voters & Voters Turnout 2024, 2023, 2019, 2018, 2014, 2013 and 2009 Polling Station wise Elections Results 2024, 2023, 2019, 2018, 2014, 2013 and 2009	45-188
	Share of Assembly Constituency	
8	Share of Assembly Constituency - (Vidhan Sabha) in State, District and Parliamentary Constituency - (Lok Sabha)	189
9	Abbreviation & Sources	191-192
10	Disclaimer	193

Location & Political Map

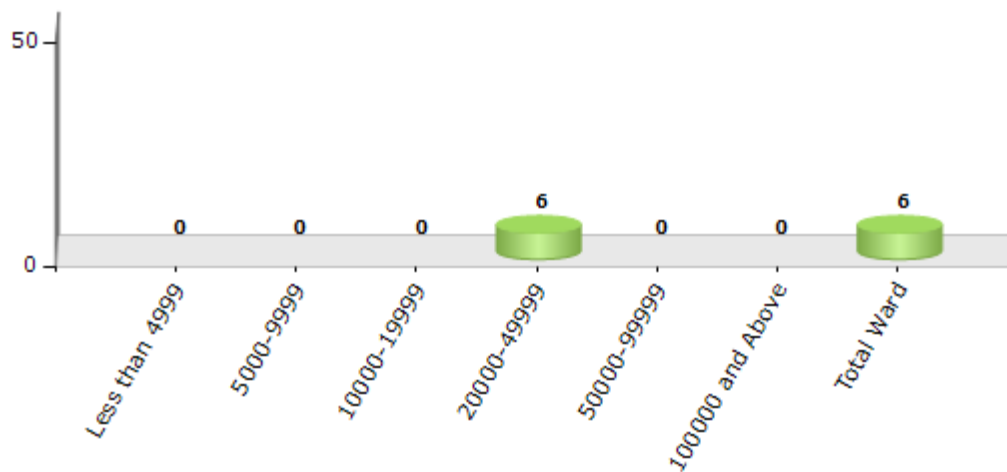


Demographics

Number of Ward by Population Size - 2011

Less than 4999	5000-9999	10000-19999	20000-49999	50000-99999	100000 and Above	Total Ward
0	0	0	6	0	0	6

Number of Ward by Population Size - 2011

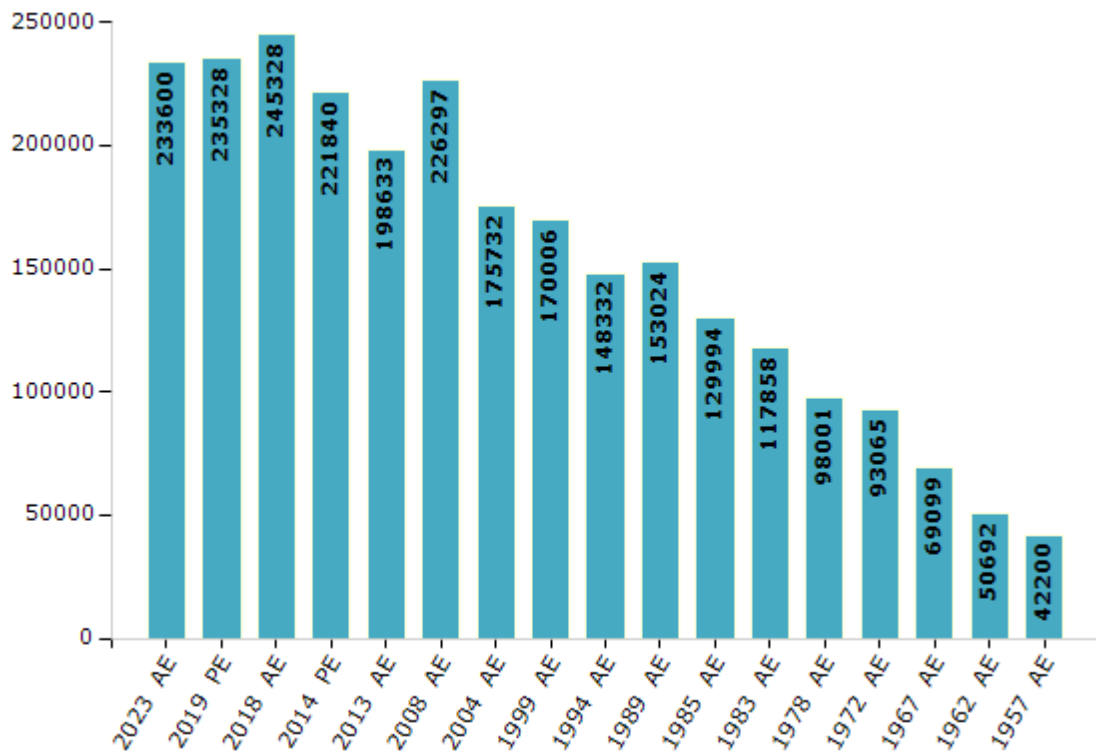


Electoral Features

Electors by Male & Female

Year	Male	Female	Others	Total	Year	Male	Female	Others	Total
2023 AE	118938	114660	2	233600	1999 AE	89873	80133	-	170006
2019 PE	120283	115042	3	235328	1994 AE	79354	68978	-	148332
2018 AE	125689	119614	25	245328	1989 AE	81782	71242	-	153024
2014 PE	114785	107022	33	221840	1985 AE	69143	60851	-	129994
2013 AE	102716	95888	29	198633	1983 AE	59990	57868	-	117858
2009 PE	-	-	-	-	1978 AE	52347	45654	-	98001
2008 AE	117371	108926	-	226297	1972 AE	50699	42366	-	93065
2004 PE	-	-	-	-	1967 AE	-	-	-	69099
2004 AE	90801	84931	-	175732	1962 AE	-	-	-	50692
1999 PE	-	-	-	-	1957 AE	-	-	-	42200

Number of Electors



Note : AE : Assembly Election, PE : Assembly Segment of Parliamentary Election

Historical Summary Election Results

Summary Result of Assembly Election - 2018

Candidate Name	Party	Votes	Votes %
Ravisubramanya.L.A	BJP	76018	58.46
K.Bagegowda	JD(S)	38009	29.23
M.Boregowda	INC	11767	9.05
Sakleshpur Gundappa Sitaram	AAP	453	0.35
Kenchaiah.S.	RPI(A)	328	0.25
Sharanu.M.	IND	256	0.2
Dr.Banu Prakash.A.S.	PPOI	233	0.18
Vishala Eshwar	IND	203	0.16
J.Venkatesh	AIMEP	187	0.14
T.S.Madhuranath	IND	149	0.11
Vedi.B	IND	121	0.09
B K Prakash	KP	120	0.09
D.M.Bhattad	JD(U)	119	0.09
H.M.Rama	BPKP	116	0.09
Padmanabhan.M.N	IND	108	0.08
	NOTA	1856	1.43

Polling Station Level Election Results

Number and Name of Polling Stations (PS) (2023)

Number of Polling Stations	Name of Polling Stations	Number of Polling Stations	Name of Polling Stations
1	Evershine English School Room No-1	22	Government Bangalore Taluk Panchayat Anganawadi Kendra Room No 1
2	Evershine English School Room No-2	23	Corporation Shishuvihara, Room No-2
3	Evershine English School Room No-3	24	Government City Cenral Library, Room No 1
4	Evershine English School Room No-4	25	Government City Cenral Library, Room No 2
5	Evershine English School Room No-5	26	Bbmp Ward Office Building, Hanumantha Nagar,Room No-1
6	Evershine English School Room No-6	27	Bbmp Ward Office Building, Hanumantha Nagar,Room No-2
7	Government Library, Room No 1	28	Corporation Shishuvihara, Room No-3
8	Cbl Mother Teresa High School Room No-1	29	Corporation Shishuvihara, Room No-4
9	Cbl Mother Teresa High School Room No-2	30	Kids Convent School, Room No-1
10	Cbl Mother Teresa High School Room No-3	31	Kids Convent School, Room No-2
11	Anganawadi Kendra, Bbmp Building, Room No 2	32	Government Model Primary School Room No-1
12	Vande Matharam English Nursery School, Room No 1	33	Government Model Primary School Room No-2
13	Rajeev Gandhi Sports Complex Room No-1	34	Government Model Primary School Room No-3
14	Rajeev Gandhi Sports Complex Room No-2	35	Government Model Primary School Room No-4
15	Vande Matharam English Nursery School, Room No 2	36	Government Model Primary School Room No-5
16	Bhuvaneswari Palike Naukarara Sangha, Bbmp Building, Room No 3	37	Government Model Primary School Room No-6
17	Rajeev Gandhi Sports Complex Room No-3	38	Sreenidhi Education Society Room No-1
18	Rajeev Gandhi Sports Complex Room No-4	39	Sreenidhi Education Society Room No-2
19	Vande Matharam English Nursery School, Room No 3	40	Sreenidhi Education Society Room No-3
20	Vande Matharam English Nursery School, Room No 4	41	Sreenidhi Education Society Room No-4
21	Vande Matharam English Nursery School, Room No 5	42	Sreenidhi Education Society Room No-5

Contd....

Polling Station Level Election Results

Polling Station-wise Votes Secured by Overall Top Five Parties in Basavanagudi Assembly in Assembly Election (AE) under Bangalore South Parliamentary Constituency in Karnataka (2023)

Number of Polling Station	Winner - Ravi Subramanya L.a. (BJP)	Runner-up - U.b.venkatesh (INC)	3rd - Aramane Shankar (JD(S))	4th - Dr. Rajini.j (UPJP)	5th - Satyalaxmi Rao (AAP)	NOTA	Other	Total Votes Secured
36	198	164	120	17	1	7	6	513
37	224	145	149	16	2	3	4	543
38	184	158	134	7	3	4	4	494
39	140	119	150	6	3	0	1	419
40	267	87	88	9	2	7	3	463
41	195	79	169	6	2	9	4	464
42	344	111	140	10	4	9	3	621
43	148	71	107	9	3	4	3	345
44	147	67	112	6	4	2	3	341
45	271	76	125	10	2	8	8	500
46	193	111	176	6	1	3	8	498
47	208	92	168	13	4	6	6	497
48	197	54	122	5	4	4	4	390
49	307	98	116	8	5	4	6	544
50	375	92	191	11	2	9	6	686
51	110	87	83	9	0	4	1	294
52	154	73	138	4	2	3	4	378
53	89	52	76	9	0	3	3	232
54	140	96	79	2	1	3	2	323
55	123	88	88	9	1	2	5	316
56	323	40	20	6	2	6	0	397
57	446	118	52	3	1	10	5	635
58	414	79	55	7	5	13	0	573
59	359	62	54	9	1	9	3	497
60	443	75	61	8	1	6	3	597
61	366	76	38	6	5	7	0	498
62	160	43	18	2	0	5	1	229
63	162	59	75	2	0	3	3	304
64	230	72	133	12	4	5	3	459
65	178	44	89	5	3	4	2	325
66	237	56	100	4	0	5	1	403
67	329	59	68	3	1	3	3	466
68	236	45	50	5	4	3	1	344
69	210	53	74	5	1	4	1	348
70	389	92	86	4	5	10	3	589

Contd....

Polling Station Level Election Results

Winner, Runner-up and 3rd Party Position & Winning Margin According to Polling Stations in Basavanagudi Assembly in Assembly Election (AE) under Bangalore South Parliamentary Constituency in Karnataka (2023)

Polling Station Number	Winner Party	Winner Votes (%)	Runner-up Party	Runner-up Votes (%)	Winning Margin Votes (%)	Third Party	Third Party Votes (%)	Other Votes (%)
71	BJP	373 (60.95)	JD(S)	162 (26.47)	211 (34.48)	INC	56 (9.15)	21 (3.43)
72	BJP	320 (62.62)	JD(S)	112 (21.92)	208 (40.7)	INC	57 (11.15)	22 (4.31)
73	BJP	536 (82.84)	INC	51 (7.88)	485 (74.96)	JD(S)	45 (6.96)	15 (2.32)
74	BJP	298 (48.38)	INC	209 (33.93)	89 (14.45)	JD(S)	78 (12.66)	31 (5.03)
75	BJP	473 (74.02)	INC	89 (13.93)	384 (60.09)	JD(S)	59 (9.23)	18 (2.82)
76	BJP	473 (77.04)	JD(S)	67 (10.91)	406 (66.13)	INC	53 (8.63)	21 (3.42)
77	BJP	585 (78.1)	JD(S)	74 (9.88)	511 (68.22)	INC	60 (8.01)	30 (4.01)
78	BJP	446 (77.57)	JD(S)	60 (10.43)	386 (67.14)	INC	48 (8.35)	21 (3.65)
79	BJP	425 (83.01)	JD(S)	38 (7.42)	387 (75.59)	INC	33 (6.45)	16 (3.13)
80	BJP	326 (78.74)	JD(S)	43 (10.39)	283 (68.35)	INC	38 (9.18)	7 (1.69)
81	BJP	450 (60.16)	JD(S)	176 (23.53)	274 (36.63)	INC	97 (12.97)	25 (3.34)
82	BJP	408 (55.06)	JD(S)	217 (29.28)	191 (25.78)	INC	76 (10.26)	40 (5.4)
83	BJP	343 (75.88)	JD(S)	49 (10.84)	294 (65.04)	INC	41 (9.07)	19 (4.2)
84	BJP	233 (73.5)	JD(S)	46 (14.51)	187 (58.99)	INC	28 (8.83)	10 (3.15)
85	BJP	459 (70.29)	JD(S)	92 (14.09)	367 (56.2)	INC	85 (13.02)	17 (2.6)
86	BJP	287 (56.94)	JD(S)	124 (24.6)	163 (32.34)	INC	67 (13.29)	26 (5.16)
87	BJP	273 (57.47)	JD(S)	106 (22.32)	167 (35.15)	INC	81 (17.05)	15 (3.16)
88	BJP	163 (50.15)	JD(S)	97 (29.85)	66 (20.3)	INC	51 (15.69)	14 (4.31)
89	JD(S)	221 (39.05)	BJP	210 (37.1)	11 (1.95)	INC	110 (19.43)	25 (4.42)
90	BJP	167 (35.31)	JD(S)	164 (34.67)	3 (0.64)	INC	108 (22.83)	34 (7.19)
91	JD(S)	139 (40.52)	BJP	111 (32.36)	28 (8.16)	INC	77 (22.45)	16 (4.66)
92	BJP	564 (75.91)	INC	84 (11.31)	480 (64.6)	JD(S)	69 (9.29)	26 (3.5)
93	BJP	375 (76.22)	INC	67 (13.62)	308 (62.6)	JD(S)	34 (6.91)	16 (3.25)
94	BJP	349 (73.63)	INC	58 (12.24)	291 (61.39)	JD(S)	49 (10.34)	18 (3.8)
95	BJP	577 (77.55)	INC	84 (11.29)	493 (66.26)	JD(S)	64 (8.6)	19 (2.55)
96	BJP	536 (75.81)	INC	105 (14.85)	431 (60.96)	JD(S)	46 (6.51)	20 (2.83)
97	BJP	438 (68.76)	INC	98 (15.38)	340 (53.38)	JD(S)	86 (13.5)	15 (2.35)
98	BJP	408 (77.71)	INC	66 (12.57)	342 (65.14)	JD(S)	37 (7.05)	14 (2.67)
99	BJP	195 (73.31)	INC	38 (14.29)	157 (59.02)	JD(S)	27 (10.15)	6 (2.26)
100	BJP	178 (77.06)	INC	28 (12.12)	150 (64.94)	JD(S)	19 (8.23)	6 (2.6)
101	BJP	413 (69.76)	INC	85 (14.36)	328 (55.4)	JD(S)	79 (13.34)	15 (2.53)
102	BJP	108 (67.08)	INC	28 (17.39)	80 (49.69)	JD(S)	20 (12.42)	5 (3.11)
103	BJP	408 (74.59)	INC	81 (14.81)	327 (59.78)	JD(S)	30 (5.48)	28 (5.12)
104	BJP	196 (68.29)	INC	64 (22.3)	132 (45.99)	JD(S)	18 (6.27)	9 (3.14)
105	BJP	423 (75.81)	INC	97 (17.38)	326 (58.43)	JD(S)	17 (3.05)	21 (3.76)

Contd....

DISCLAIMER

The Terms of Use and Disclaimer of Datanet India Private Limited (hereinafter referred to as "Datanet") for use of this analysis report of **Basavanagudi Assembly Constituency (Basavanagudi Vidhan Sabha)** :-

1. **Assembly Factbook™** is a Registered Trade Mark owned by Datanet.
2. All the maps are sketched and graphical representation only and have not been drawn to the scale and also not to represent the actual geographical area or boundary of the unit.
3. The data for the aforesaid analysis is based on authentic sources and has been culled from the various publications of Census, CSO and NSSO for district and block level data, various central and state government departments, Central & State Elections Commissions and the concerned Returning Officers' releases, Electoral Rolls, Election results and allied publications, internal assessment, surveys, estimates and analysis. Therefore, certain adjustment of data at micro level may have been done to arrive closer to the macro data.
4. Data have been provided on an "As Is" and "As AVAILABLE" basis
5. The colours shown in the maps or diagram and charts of a particular party, alliance or AC are indicative and do not represent them.
6. This publication which includes maps, sheets, graphs and data would be the property under copyright of Datanet only. The user may use these for its internal study, analysis and research purposes. It's public display, re-selling or any commercial uses by the user are not allowed.
7. Datanet has taken due care and caution in compilation and processing of data and allied information, but does not guarantee the accuracy, adequacy or completeness of any information/analysis and will be not responsible for any errors or omissions or for the results obtained from the use of such information/analysis.
8. All the contents for the publication have been culled from various authentic sources and Datanet reasonably believes such sources to be reliable, but does not make any representations, express or implied as to the accuracy or fitness of use of such information. The information or contents of the information/analysis do not constitute advice and should not be relied upon in making (or refraining from making) any decision. Any reliance placed upon the information provided by Datanet is the sole responsibility and strictly at the user's risk.
9. In no event will Datanet be liable for any damages (including, without limitation, damages for loss of business projects, or loss of profits) arising in contract, tort or otherwise from the use of or inability to use any of its contents, or from any action taken (or refrained from being taken) as a result of using the analysis or any of its contents. Datanet its directors, owners, editors, officials, employees, distributor and agents or any associate will not be liable for any errors in the information contained or any consequences arising from the use of the contents of the provided information/analysis.
10. If any provision of these terms and conditions is held invalid or illegal or unenforceable for any reason by any court of competent jurisdiction, such provision shall be severed and the remainder of provisions of the terms and conditions shall continue in full force and effect as if the Term of Use had been executed with the invalid, illegal or unenforceable provision eliminated.
11. If there are any discrepancies in the information provided, please bring it to attention of Datanet for suitable rectification measures.

Buy Online This Complete Book At
Datanet India eBooks Store

www.indiastatpublications.com

or go directly at

[http://www.indiastatpublications.com/
Assembly_factbook/Karnataka/Bangalore_South/
Basavanagudi](http://www.indiastatpublications.com/Assembly_factbook/Karnataka/Bangalore_South/Basavanagudi)

 **indiastat**elections

ISBN : 978-93-5763-948-4



9 789357 639484