



Karnataka

Assembly Factbook™

Rajarajeshwarinagar Assembly Constituency




Key Electoral Data of Rajarajeshwarinagar
Assembly Constituency (Vidhan Sabha)

Karnataka

Assembly Factbook™

Rajarajeshwarinagar Assembly Constituency



Rajarajeshwarinagar Vidhan Sabha

Editor & Director

Dr. R.K. Thukral

Research Editor

Dr. Shafeeq Rahman

Compiled, Researched and Published by Datanet India Pvt. Ltd.

D-100, 1st Floor,

Okhla Industrial Area, Phase-I,

New Delhi- 110020.

Ph.: 91-11- 43580781-84

Email : support@indiastatpublications.com

Website : www.indiastatelections.com

Online Book Store :

www.indiastatpublications.com

Report No. : AFB/KA-154-0125

ISBN : 978-93-5763-969-9

First Edition : January, 2018

Eighth Updated Edition : January, 2025

Price : Rs.11500/-

US\$ 310

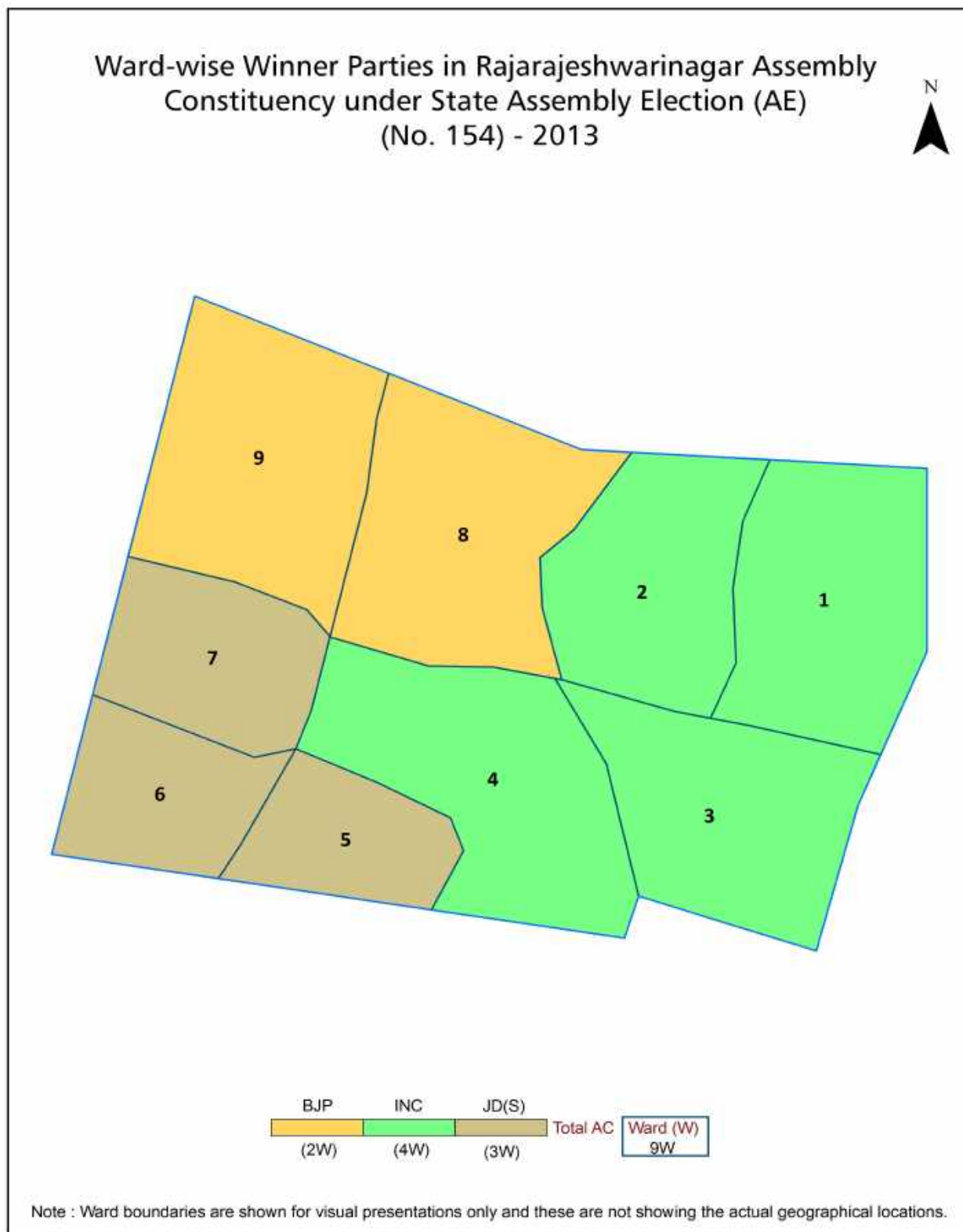
© Datanet India Pvt. Ltd.

All rights reserved. No part of this book may be reproduced, stored in a retrieval system or transmitted in any form or by any means, mechanical photocopying, photographing, scanning, recording or otherwise without the prior written permission of the publisher. Please refer to Disclaimer at page no. 260 for the use of this publication.

Printed in India

No.	Particulars	Page No.
	Introduction	
1	Assembly Constituency - (Vidhan Sabha) at a Glance Features of Assembly as per Delimitation Commission of India (2008)	1-2
	Location and Political Maps	
2	Location Map Boundaries of Assembly Constituency - (Vidhan Sabha) in District Boundaries of Assembly Constituency under Parliamentary Constituency - (Lok Sabha) Ward-wise Winner Parties- 2024, 2023, 2019, 2018, 2014, 2013 and 2009	3-11
	Administrative Setup (2011)	
3	District Sub-district Towns Villages Inhabited Villages Uninhabited Villages Village Panchayat Intermediate Panchayat	12
	Demographics (2011)	
4	Population Households Rural/Urban Population Ward by Population Size Sex Ratio (Total & 0-6 Years) Religious Population Social Population Literacy Rate	13-14
	Electoral Features	
5	Important Dates of Last Elections Held Electors by Gender Service Electors Voters Voters Turnout Polling Stations & Average Number of Electors per Polling Station Electors by Age Group Present Elected Representatives	15-20
	Historical Summary Election Results	
6	Vote Share of Major Parties Winning Margin (Number & Percentage) Polarity of Parties Summary Result of Assembly Segment of Parliamentary Elections 2024, 2019, 2014 and 2009 Summary Result of Assembly Elections 2023, 2018, 2013 and 2008	21-32
	Polling Station Level Election Results	
7	Name and Number of Polling Station 2024, 2023, 2019, 2018, 2014, 2013 and 2009 Polling Station-wise Electors, Voters & Voters Turnout 2024, 2023, 2019, 2018, 2014, 2013 and 2009 Polling Station wise Elections Results 2024, 2023, 2019, 2018, 2014, 2013 and 2009	33-255
	Share of Assembly Constituency	
8	Share of Assembly Constituency - (Vidhan Sabha) in State, District and Parliamentary Constituency - (Lok Sabha)	256
9	Abbreviation & Sources	258-259
10	Disclaimer	260

Location & Political Map

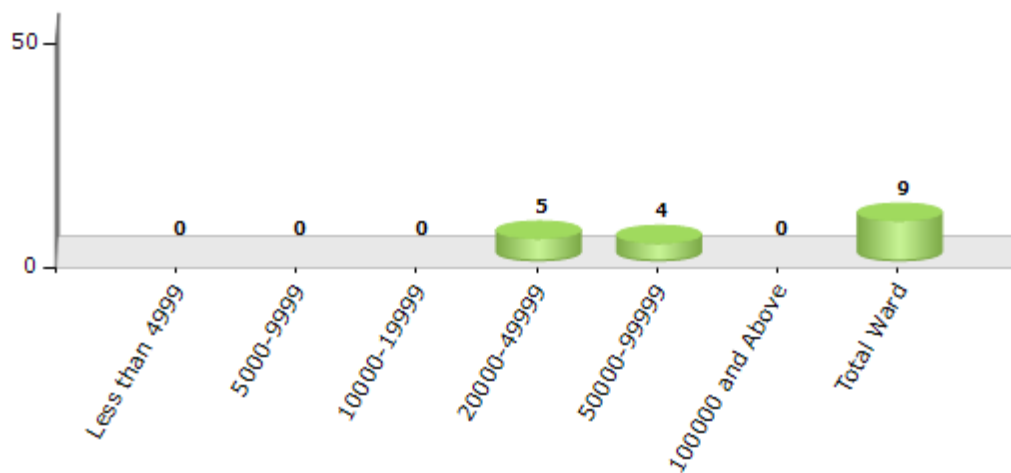


Demographics

Number of Ward by Population Size - 2011

Less than 4999	5000-9999	10000-19999	20000-49999	50000-99999	100000 and Above	Total Ward
0	0	0	5	4	0	9

Number of Ward by Population Size - 2011

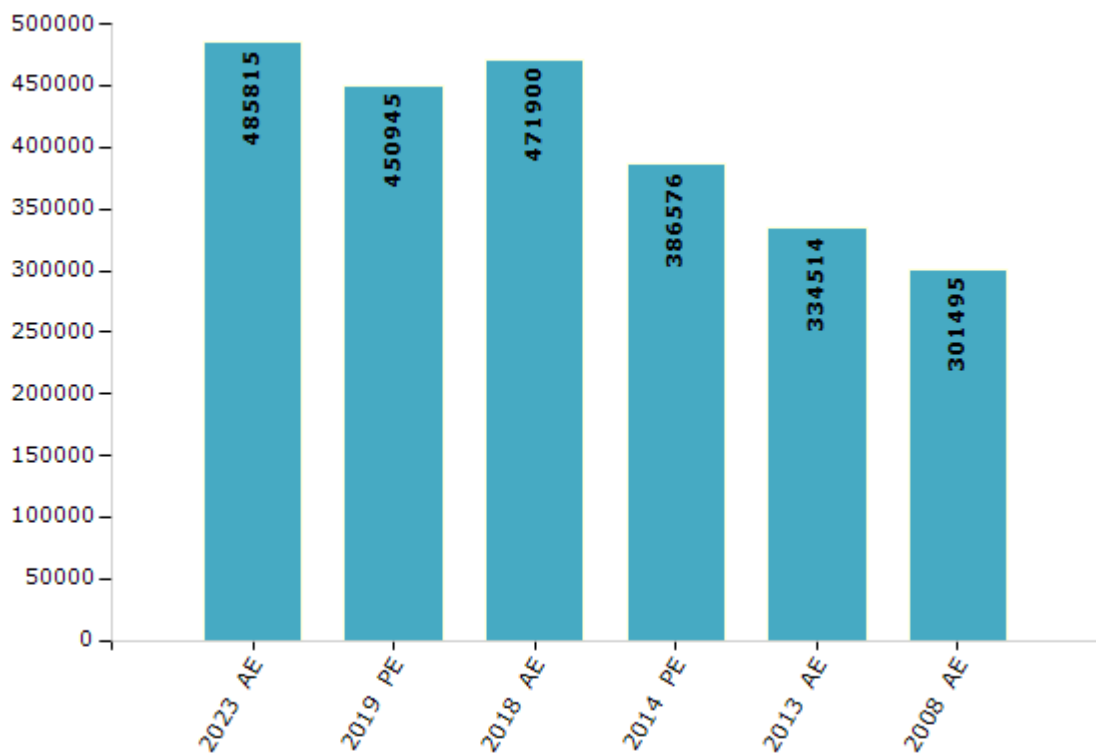


Electoral Features

Electors by Male & Female

Year	Male	Female	Others	Total	Year	Male	Female	Others	Total
2023 AE	250543	235192	80	485815	1999 AE	-	-	-	-
2019 PE	235486	215379	80	450945	1994 AE	-	-	-	-
2018 AE	246548	225274	78	471900	1989 AE	-	-	-	-
2014 PE	203535	182997	44	386576	1985 AE	-	-	-	-
2013 AE	175818	158675	21	334514	1983 AE	-	-	-	-
2009 PE	-	-	-	-	1978 AE	-	-	-	-
2008 AE	160330	141165	-	301495	1972 AE	-	-	-	-
2004 PE	-	-	-	-	1967 AE	-	-	-	-
2004 AE	-	-	-	-	1962 AE	-	-	-	-
1999 PE	-	-	-	-	1957 AE	-	-	-	-

Number of Electors

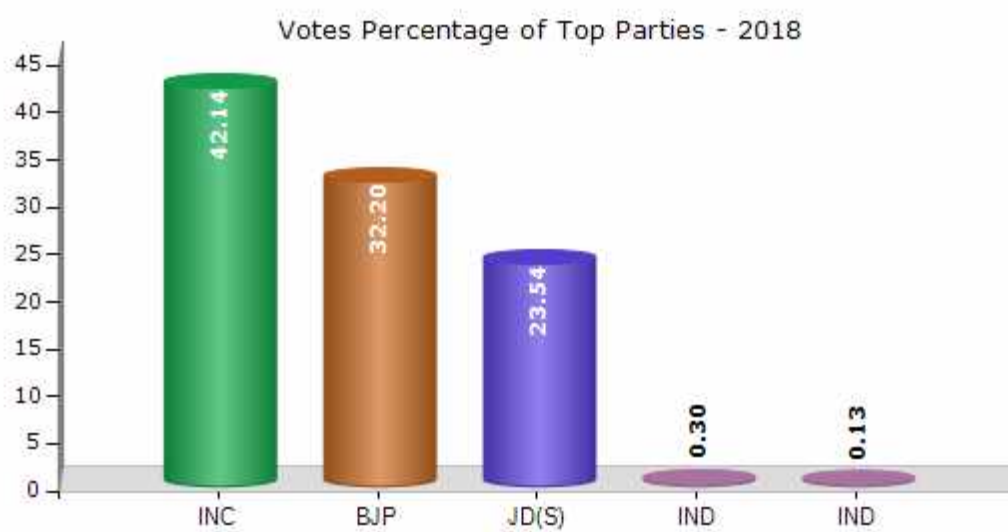


Note : AE : Assembly Election, PE : Assembly Segment of Parliamentary Election

Historical Summary Election Results

Summary Result of Assembly Election - 2018

Candidate Name	Party	Votes	Votes %
Munirathna	INC	108065	42.14
Muniraju Gowda P M	BJP	82573	32.2
G.H.Ramachandra	JD(S)	60360	23.54
Huchha Venkat	IND	764	0.3
Vishwantha C R	IND	321	0.13
L Kumar	BPKP	319	0.12
Ramakrishnaiah R	KPJP	269	0.1
Bhupathi S	BJC	210	0.08
Alexander Rodriguez	IND	176	0.07
Ravi Subramaniya	IND	160	0.06
H P Shivaprakash	SUCI	151	0.06
G M Srinivasa	AIMEP	148	0.06
Tejas Kumar K C	RPI	122	0.05
Dr K A Mohan	KDC	84	0.03
	NOTA	2724	1.06



Polling Station Level Election Results

Number and Name of Polling Stations (PS) (2023)

Number of Polling Stations	Name of Polling Stations	Number of Polling Stations	Name of Polling Stations
1	Govt Tamil Primary School, Room No-1	21	St Claret School, Room No-4
2	Govt Tamil Primary School, Room No-2	22	St Claret School, Room No-5
3	Andra, Telugu Higher Primary School, Room No-1	23	St Claret School, Room No-6
4	Andra, Telugu Higher Primary School, Room No-2	24	Indian Plywood Industries Research & Traing Institue, Room 1
5	Orchids, The International School, Room No-1	25	Indian Plywood Industries Research & Traing Institue, Room 2
6	Orchid, The International School, Room No-2	26	Orchids, The International School, Room No-3
7	Nammura Sarakari Madari Prathamika Shale, Room No.1	27	Hmt Employees Union Office, Room No-1
8	Nammura Sarakari Madari Prathamika Shale, Room No.2	28	Nammura Sarakari Madari Prathamika Shale, Room No.3
9	Navkis Educational Centre, Room No.1	29	Nammura Sarakari Kiriya Prathamika Shale, Room No.1
10	Navkis Educational Center, Room No.2	30	B.B.M.P Ward Office, Room No.1
10A	Navkis Educational Center, Room No.2	30A	B.B.M.P Ward Office, Room No.1
11	Bel (Cbse) Vidyalaya, Room No-1	31	Government High School, Room No.1
12	Bel (Cbse) Vidyalaya, Room No-2	32	Sree Vidhya Kendra Nursery Primary High School Room No.1
13	Mother Theresa English Primary And High School, Room No-1	33	Sree Vidhya Kendra Nursery Primary High School Room No 2
14	Mother Theresa English Primary And High School, Room No-2	34	Sabari Higher Primary School, Room No-1
15	Mother Theresa English Primary And High School, Room No-3	35	Shabari Higher Primary School , Room No.1
16	Mother Theresa English Primary And High School, Room No-4	36	Pes Kannada School, Room No 01
17	Mother Theresa English Primary And High School, Room No-5	37	Pes Kannada School, Room No 02
18	St Claret School, Room No-1	38	Govt. Junior. College, Room No.1
19	St Claret School, Room No-2	39	Govt.Junior. College, Peenya, Room No.2
20	St Claret School, Room No-3	40	Govt.Junior. College, Peenya, Room No.3

Contd....

Polling Station Level Election Results

Polling Station-wise Votes Secured by Overall Top Five Parties in Rajarajeshwarinagar Assembly in Assembly Election (AE) under Bangalore Rural Parliamentary Constituency in Karnataka (2023)

Number of Polling Station	Winner - Munirathna (BJP)	Runner-up - Kusuma .H (INC)	3rd - Dr. V.Narayana Swamy (JD(S))	4th - Manjunatha M (UPJP)	5th - Anantha Subhash Chandra (AAP)	NOTA	Other	Total Votes Secured
34	128	111	7	3	2	7	3	261
35	428	202	4	4	10	8	6	662
36	270	345	21	15	3	8	4	666
37	223	244	8	11	3	8	3	500
38	297	183	9	5	2	6	11	513
39	335	187	11	4	4	4	5	550
40	377	145	8	14	2	8	14	568
41	223	241	25	10	3	6	5	513
42	184	466	12	6	2	6	10	686
43	207	483	16	9	3	7	10	735
44	160	252	17	10	2	6	7	454
45	134	205	13	5	1	3	4	365
46	78	115	5	2	1	1	1	203
47	91	112	7	6	1	5	3	225
48	140	230	12	3	4	1	4	394
49	334	349	5	5	5	12	6	716
50	360	233	5	5	4	3	2	612
51	341	417	6	1	6	5	6	782
52	459	202	11	7	2	13	5	699
53	235	156	3	3	1	4	2	404
54	211	194	5	7	1	4	1	423
55	268	168	2	0	4	6	3	451
56	283	225	6	9	2	3	3	531
57	312	180	8	5	4	14	2	525
58	233	162	1	7	4	2	4	413
59	442	173	5	3	4	4	2	633
60	477	228	1	8	6	9	3	732
61	560	310	10	15	4	9	3	911
62	264	179	8	6	2	5	0	464
63	486	244	13	5	2	11	3	764
64	384	187	5	2	3	12	4	597
65	236	310	2	9	3	4	9	573
66	213	352	7	3	2	5	5	587
67	286	248	14	10	0	6	3	567
68	265	181	7	4	0	7	2	466

Contd....

Polling Station Level Election Results

Winner, Runner-up and 3rd Party Position & Winning Margin According to Polling Stations in Rajarajeshwarinagar Assembly in Assembly Election (AE) under Bangalore Rural Parliamentary Constituency in Karnataka (2023)

Polling Station Number	Winner Party	Winner Votes (%)	Runner-up Party	Runner-up Votes (%)	Winning Margin Votes (%)	Third Party	Third Party Votes (%)	Other Votes (%)
69	INC	262 (50)	BJP	239 (45.61)	23 (4.39)	JD(S)	9 (1.72)	14 (2.67)
70	BJP	187 (51.37)	INC	160 (43.96)	27 (7.41)	JD(S)	10 (2.75)	7 (1.92)
71	BJP	387 (57.68)	INC	251 (37.41)	136 (20.27)	JD(S)	13 (1.94)	20 (2.98)
72	BJP	485 (64.07)	INC	240 (31.7)	245 (32.37)	JD(S)	9 (1.19)	23 (3.04)
73	BJP	352 (65.55)	INC	175 (32.59)	177 (32.96)	AAP	5 (0.93)	5 (0.93)
74	BJP	423 (59.83)	INC	254 (35.93)	169 (23.9)	UPJP	12 (1.7)	18 (2.55)
75	BJP	427 (55.89)	INC	306 (40.05)	121 (15.84)	JD(S)	6 (0.79)	25 (3.27)
76	BJP	258 (55.13)	INC	189 (40.38)	69 (14.75)	JD(S)	6 (1.28)	15 (3.21)
77	BJP	238 (56.67)	INC	160 (38.1)	78 (18.57)	JD(S)	6 (1.43)	16 (3.81)
78	BJP	431 (61.31)	INC	233 (33.14)	198 (28.17)	UPJP	11 (1.56)	28 (3.98)
79	INC	385 (55.48)	BJP	276 (39.77)	109 (15.71)	JD(S)	6 (0.86)	27 (3.89)
80	BJP	441 (59.12)	INC	277 (37.13)	164 (21.99)	JD(S)	6 (0.8)	22 (2.95)
81	INC	216 (47.37)	BJP	215 (47.15)	1 (0.22)	JD(S)	7 (1.54)	18 (3.95)
82	BJP	221 (50)	INC	200 (45.25)	21 (4.75)	JD(S)	4 (0.9)	17 (3.85)
83	INC	319 (56.26)	BJP	223 (39.33)	96 (16.93)	UPJP	7 (1.23)	18 (3.17)
84	INC	179 (53.12)	BJP	145 (43.03)	34 (10.09)	JD(S)	3 (0.89)	10 (2.97)
85	INC	406 (55.54)	BJP	291 (39.81)	115 (15.73)	UPJP	9 (1.23)	25 (3.42)
86	INC	303 (48.56)	BJP	300 (48.08)	3 (0.48)	UPJP	6 (0.96)	15 (2.4)
87	INC	291 (48.58)	BJP	278 (46.41)	13 (2.17)	UPJP	10 (1.67)	20 (3.34)
88	BJP	283 (59.45)	INC	178 (37.39)	105 (22.06)	JD(S)	5 (1.05)	10 (2.1)
88A	BJP	423 (77.19)	INC	96 (17.52)	327 (59.67)	AAP	9 (1.64)	20 (3.65)
89	BJP	484 (61.97)	INC	258 (33.03)	226 (28.94)	UPJP	17 (2.18)	22 (2.82)
90	BJP	539 (74.65)	INC	139 (19.25)	400 (55.4)	UPJP	9 (1.25)	35 (4.85)
91	BJP	129 (45.58)	INC	129 (45.58)	0 (0)	JD(S)	15 (5.3)	10 (3.53)
92	BJP	162 (49.24)	INC	143 (43.47)	19 (5.77)	JD(S)	18 (5.47)	6 (1.82)
93	INC	330 (50.77)	BJP	267 (41.08)	63 (9.69)	JD(S)	23 (3.54)	30 (4.62)
94	INC	302 (49.92)	BJP	266 (43.97)	36 (5.95)	JD(S)	18 (2.98)	19 (3.14)
95	BJP	270 (48.56)	INC	244 (43.88)	26 (4.68)	JD(S)	25 (4.5)	17 (3.06)
96	BJP	151 (46.18)	INC	144 (44.04)	7 (2.14)	JD(S)	19 (5.81)	13 (3.98)
97	BJP	299 (53.11)	INC	239 (42.45)	60 (10.66)	UPJP	11 (1.95)	14 (2.49)
98	BJP	343 (50.07)	INC	303 (44.23)	40 (5.84)	JD(S)	14 (2.04)	25 (3.65)
99	BJP	201 (53.6)	INC	153 (40.8)	48 (12.8)	JD(S)	11 (2.93)	10 (2.67)
100	BJP	173 (55.45)	INC	113 (36.22)	60 (19.23)	JD(S)	8 (2.56)	18 (5.77)
101	BJP	325 (51.1)	INC	256 (40.25)	69 (10.85)	JD(S)	30 (4.72)	25 (3.93)
102	INC	240 (50.74)	BJP	182 (38.48)	58 (12.26)	JD(S)	23 (4.86)	28 (5.92)

Contd....

DISCLAIMER

The Terms of Use and Disclaimer of Datanet India Private Limited (hereinafter referred to as "Datanet") for use of this analysis report of **Rajrajeshwarinagar Assembly Constituency (Rajrajeshwarinagar Vidhan Sabha) :-**

1. **Assembly Factbook™** is a Registered Trade Mark owned by Datanet.
2. All the maps are sketched and graphical representation only and have not been drawn to the scale and also not to represent the actual geographical area or boundary of the unit.
3. The data for the aforesaid analysis is based on authentic sources and has been culled from the various publications of Census, CSO and NSSO for district and block level data, various central and state government departments, Central & State Elections Commissions and the concerned Returning Officers' releases, Electoral Rolls, Election results and allied publications, internal assessment, surveys, estimates and analysis. Therefore, certain adjustment of data at micro level may have been done to arrive closer to the macro data.
4. Data have been provided on an "As Is" and "As AVAILABLE" basis
5. The colours shown in the maps or diagram and charts of a particular party, alliance or AC are indicative and do not represent them.
6. This publication which includes maps, sheets, graphs and data would be the property under copyright of Datanet only. The user may use these for its internal study, analysis and research purposes. It's public display, re-selling or any commercial uses by the user are not allowed.
7. Datanet has taken due care and caution in compilation and processing of data and allied information, but does not guarantee the accuracy, adequacy or completeness of any information/analysis and will be not responsible for any errors or omissions or for the results obtained from the use of such information/analysis.
8. All the contents for the publication have been culled from various authentic sources and Datanet reasonably believes such sources to be reliable, but does not make any representations, express or implied as to the accuracy or fitness of use of such information. The information or contents of the information/analysis do not constitute advice and should not be relied upon in making (or refraining from making) any decision. Any reliance placed upon the information provided by Datanet is the sole responsibility and strictly at the user's risk.
9. In no event will Datanet be liable for any damages (including, without limitation, damages for loss of business projects, or loss of profits) arising in contract, tort or otherwise from the use of or inability to use any of its contents, or from any action taken (or refrained from being taken) as a result of using the analysis or any of its contents. Datanet its directors, owners, editors, officials, employees, distributor and agents or any associate will not be liable for any errors in the information contained or any consequences arising from the use of the contents of the provided information/analysis.
10. If any provision of these terms and conditions is held invalid or illegal or unenforceable for any reason by any court of competent jurisdiction, such provision shall be severed and the remainder of provisions of the terms and conditions shall continue in full force and effect as if the Term of Use had been executed with the invalid, illegal or unenforceable provision eliminated.
11. If there are any discrepancies in the information provided, please bring it to attention of Datanet for suitable rectification measures.

Buy Online This Complete Book At
Datanet India eBooks Store

www.indiastatpublications.com

or go directly at

[http://www.indiastatpublications.com/
Assembly_factbook/Karnataka/Bangalore_Rural/
Rajarajeshwarinagar](http://www.indiastatpublications.com/Assembly_factbook/Karnataka/Bangalore_Rural/Rajarajeshwarinagar)



i **india**stat**elections**

ISBN : 978-93-5763-969-9



9 789357 163969