



Karnataka

Assembly Factbook™

Malleshwaram Assembly Constituency

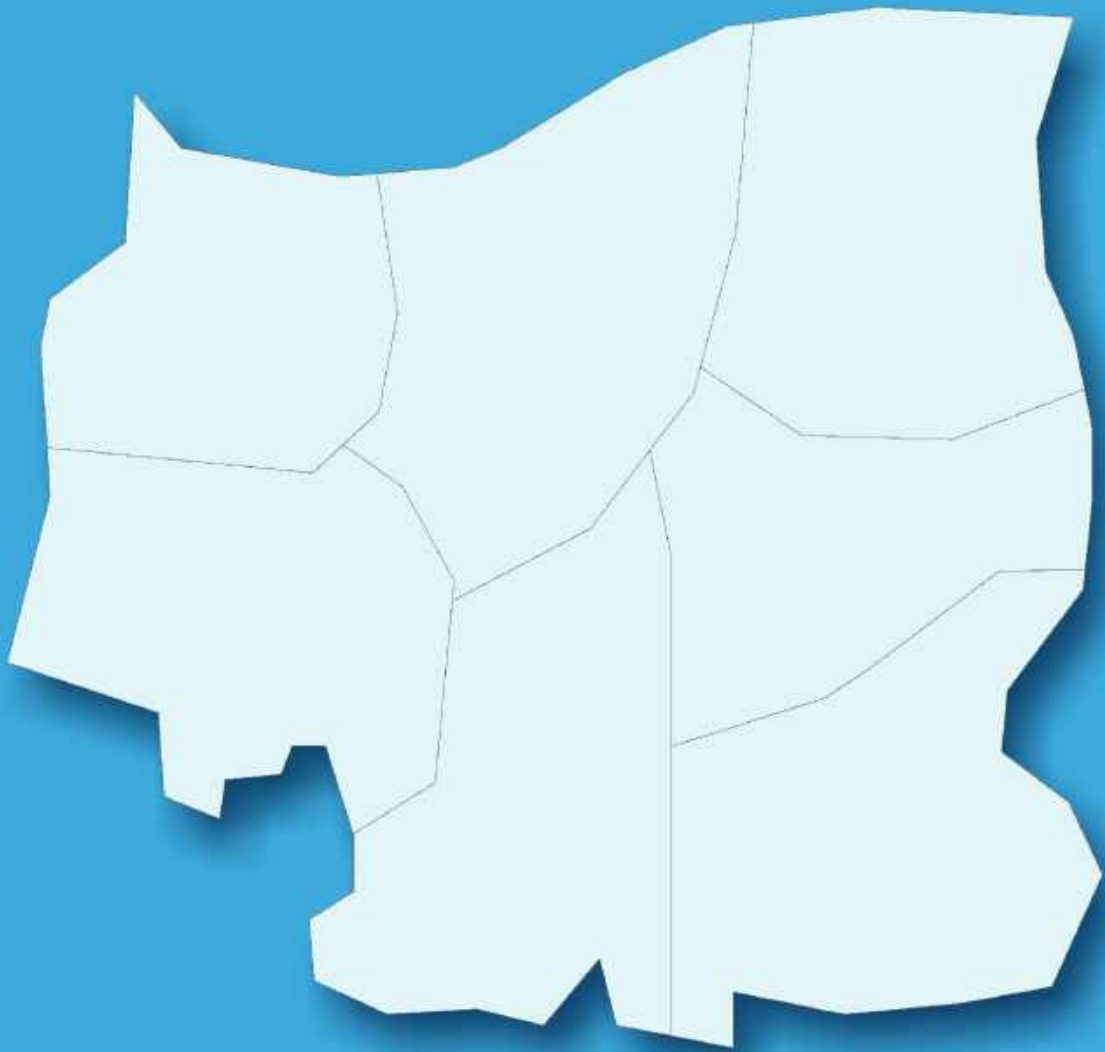


Key Electoral Data of Malleshwaram
Assembly Constituency (Vidhan Sabha)

Karnataka

Assembly Factbook™

Malleshwaram Assembly Constituency



Malleshwaram Vidhan Sabha

Editor & Director

Dr. R.K. Thukral

Research Editor

Dr. Shafeeq Rahman

Compiled, Researched and Published by Datanet India Pvt. Ltd.

D-100, 1st Floor,

Okhla Industrial Area, Phase-I,

New Delhi- 110020.

Ph.: 91-11- 43580781-84

Email : support@indiastatpublications.com

Website : www.indiastatelections.com

Online Book Store :

www.indiastatpublications.com

Report No. : AFB/KA-157-0125

ISBN : 978-93-5763-943-9

First Edition : January, 2018

Eighth Updated Edition : January, 2025

Price : Rs.11500/-

US\$ 310

© Datanet India Pvt. Ltd.

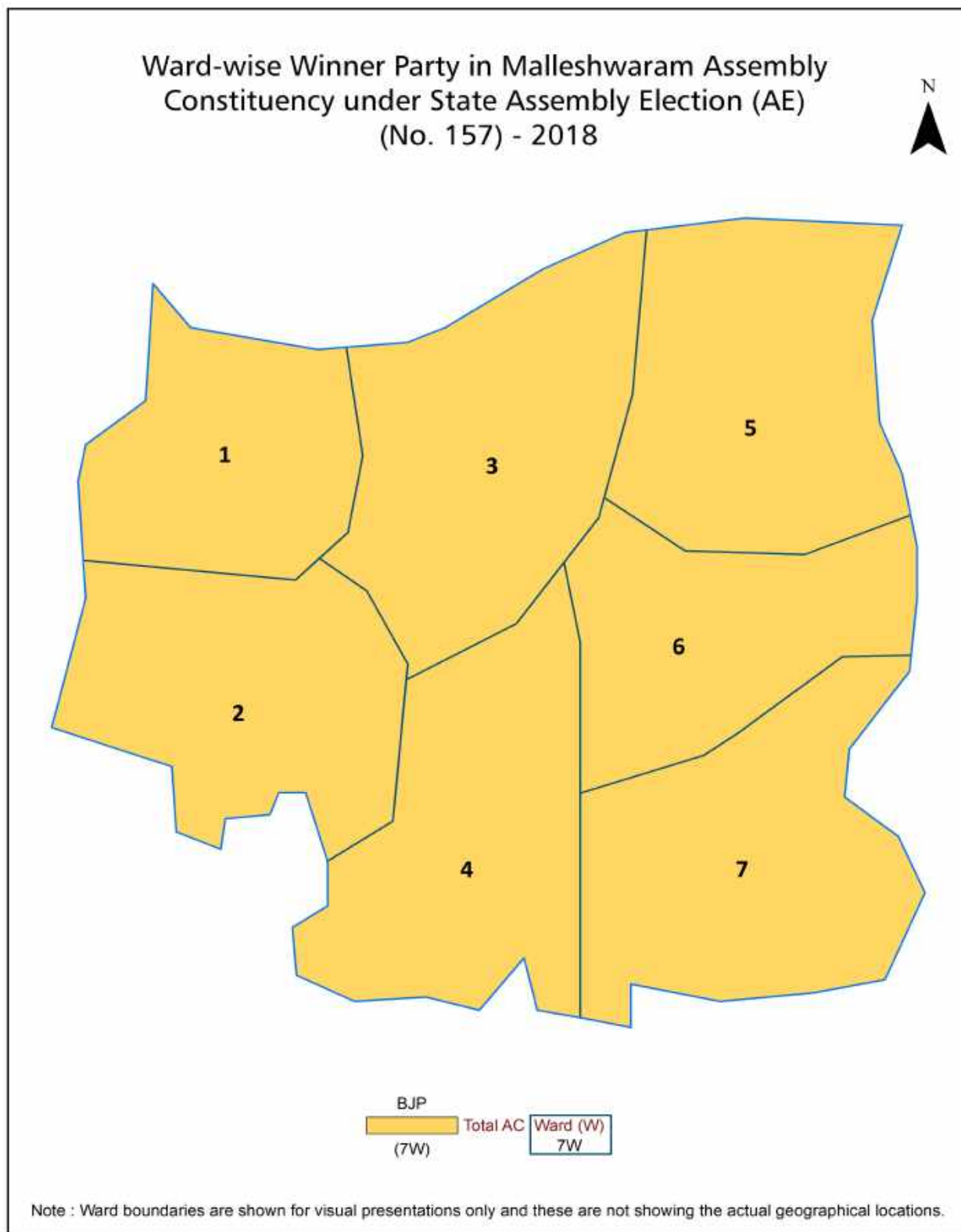
All rights reserved. No part of this book may be reproduced, stored in a retrieval system or transmitted in any form or by any means, mechanical photocopying, photographing, scanning, recording or otherwise without the prior written permission of the publisher. Please refer to Disclaimer at page no. 184 for the use of this publication.

Printed in India

Contents

No.	Particulars	Page No.
	Introduction	
1	Assembly Constituency - (Vidhan Sabha) at a Glance Features of Assembly as per Delimitation Commission of India (2008)	1-2
	Location and Political Maps	
2	Location Map Boundaries of Assembly Constituency - (Vidhan Sabha) in District Boundaries of Assembly Constituency under Parliamentary Constituency - (Lok Sabha) Ward-wise Winner Parties- 2024, 2023, 2019, 2018, 2014, 2013 and 2009	3-11
	Administrative Setup (2011)	
3	District Sub-district Towns Villages Inhabited Villages Uninhabited Villages Village Panchayat Intermediate Panchayat	12
	Demographics (2011)	
4	Population Households Rural/Urban Population Ward by Population Size Sex Ratio (Total & 0-6 Years) Religious Population Social Population Literacy Rate	13-14
	Electoral Features	
5	Important Dates of Last Elections Held Electors by Gender Service Electors Voters Voters Turnout Polling Stations & Average Number of Electors per Polling Station Electors by Age Group Present Elected Representatives	15-20
	Historical Summary Election Results	
6	Vote Share of Major Parties Winning Margin (Number & Percentage) Polarity of Parties Summary Result of Assembly Segment of Parliamentary Elections 2024, 2019, 2014, 2009, 2004 and 1999 Summary Result of Assembly Elections 2023, 2018, 2013, 2008, 2004, 1999, 1994, 1989, 1985, 1983, 1978, 1972, 1967, 1962 and 1957	21-44
	Polling Station Level Election Results	
7	Name and Number of Polling Station 2024, 2023, 2019, 2018, 2014, 2013 and 2009 Polling Station-wise Electors, Voters & Voters Turnout 2024, 2023, 2019, 2018, 2014, 2013 and 2009 Polling Station wise Elections Results 2024, 2023, 2019, 2018, 2014, 2013 and 2009	45-179
	Share of Assembly Constituency	
8	Share of Assembly Constituency - (Vidhan Sabha) in State, District and Parliamentary Constituency - (Lok Sabha)	180
9	Abbreviation & Sources	182-183
10	Disclaimer	184

Location & Political Map

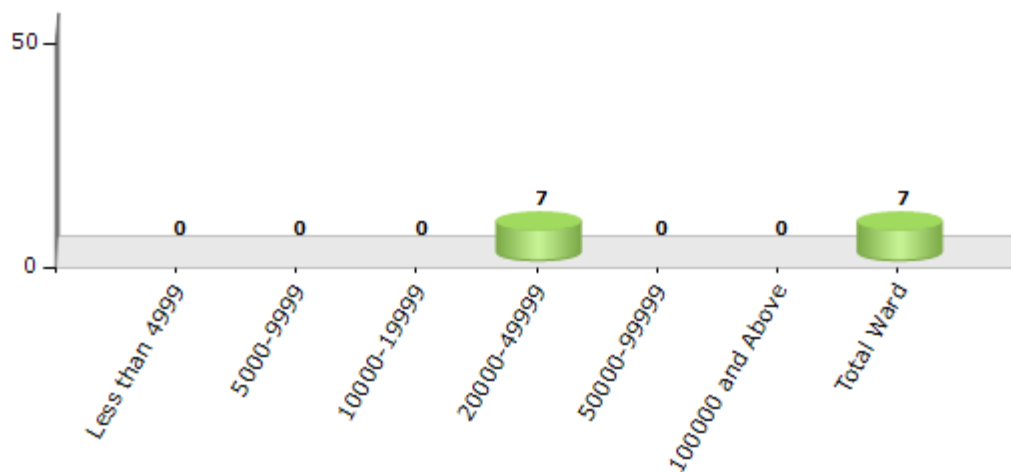


Demographics

Number of Ward by Population Size - 2011

Less than 4999	5000-9999	10000-19999	20000-49999	50000-99999	100000 and Above	Total Ward
0	0	0	7	0	0	7

Number of Ward by Population Size - 2011

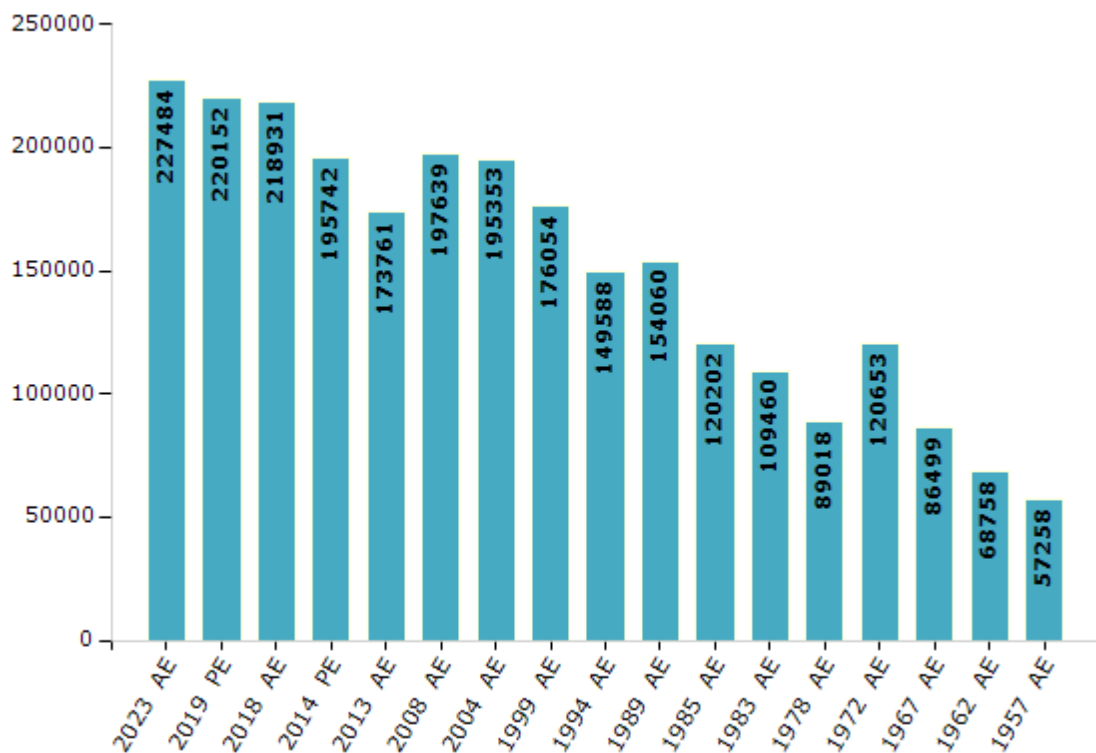


Electoral Features

Electors by Male & Female

Year	Male	Female	Others	Total	Year	Male	Female	Others	Total
2023 AE	113796	113680	8	227484	1999 AE	95921	80133	-	176054
2019 PE	110760	109390	2	220152	1994 AE	79353	70235	-	149588
2018 AE	110484	108438	9	218931	1989 AE	84003	70057	-	154060
2014 PE	99614	96119	9	195742	1985 AE	65355	54847	-	120202
2013 AE	88021	85734	6	173761	1983 AE	59279	50181	-	109460
2009 PE	-	-	-	-	1978 AE	48556	40462	-	89018
2008 AE	100451	97188	-	197639	1972 AE	67799	52854	-	120653
2004 PE	-	-	-	-	1967 AE	-	-	-	86499
2004 AE	102097	93256	-	195353	1962 AE	-	-	-	68758
1999 PE	-	-	-	-	1957 AE	-	-	-	57258

Number of Electors

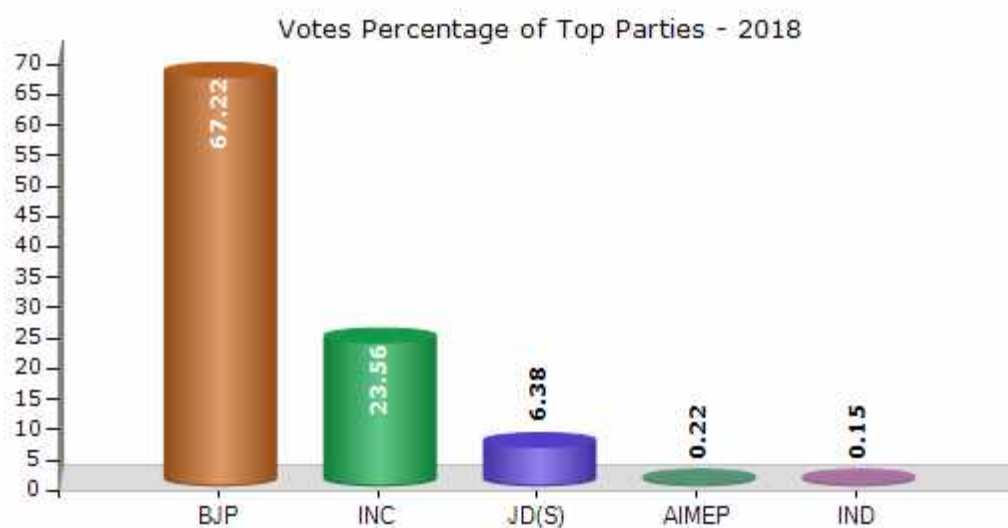


Note : AE : Assembly Election, PE : Assembly Segment of Parliamentary Election

Historical Summary Election Results

Summary Result of Assembly Election - 2018

Candidate Name	Party	Votes	Votes %
Dr. Ashwath Narayan.C.N.	BJP	83130	67.22
Kengal Shreepadharenu	INC	29130	23.56
Madhusudhan N	JD(S)	7884	6.38
Subramanya Sharma Gouravaram	AIMEP	273	0.22
N Rajanna	IND	185	0.15
Aditya .R .A	IND	158	0.13
R Venkatesh	JBJSPP	157	0.13
Anand M.B.	KP	126	0.1
Krishnaiah	RMVP	106	0.09
Mandagere Ramakumar	KAP	95	0.08
Mallikarjun L S	JANSAMAP	91	0.07
Prakash K R	IND	88	0.07
P R Pradeep	IND	85	0.07
	NOTA	2157	1.74



Polling Station Level Election Results

Number and Name of Polling Stations (PS) (2023)

Number of Polling Stations	Name of Polling Stations	Number of Polling Stations	Name of Polling Stations
1	Govt. Higher Primary School, Poornapura Mathikere	22	Govt, Model Primary School, Room No - 04
2	Bbmp Samudaya Bhavana, Sanjeevappa Colony, Poornapura, Room No-1	23	Govt. Model Primary School,Room No-05
3	Jeevan Jyothi Vidyalaya, Room No.01	24	Gnanateja High School, Room No -01
4	Jeevan Jyothi Vidyalaya, Room No.02	25	Gnanateja High School,Room No-02
5	Jeevan Jyothi Vidyalaya, Room No- 03	26	Gnanateja High School, Room No-03
6	Jeevan Jyothi Vidyalaya, Room No -04	27	Gnanateja High School, Room No-04
7	Adarsha Vidya Dhama, Room No - 1	28	Panchajanya Vidyapeeta High School, Room No-01
8	Adarsha Vidya Dhama, Room No - 2	29	Bbmp Ward Office, 35 Aramane Nagara Help Center, Room No-01
9	Adarsha Vidya Dhama, Room No - 3	30	Karnataka Janapada Parishath, Room No-01
10	Ashwin Vidyalaya, Room No -01	31	Panchajanya Vidyapeeta High School Room No - 2
11	Ashwin Vidyalaya, Room No-02	32	Sri Venkateshwara Swamy Higher Primary School, Room No-01
12	Ashwin Vidyalaya, Room No-03	33	Sri Venkateshwara Swamy Higher Primary School Room No-02
13	Ramaiah Institute Of Business Studies (Ribs), Room No-01	34	Sri Venkateshwara Swamy Higher Primary School, Room No -03
14	Ramaiah Institute Of Business Studies (Ribs), Room No-02	35	Cambridge English School, Room No-01
15	Ramaiah Institute Of Business Studies (Ribs), Room No-03	36	Cambridge English School, Room No-02
16	Ramaiah Institute Of Business Studies (Ribs), Room No-04	37	Cambridge English School, Room No-03
17	Blooming Glories High School, Room No-01	38	New Carmel English High School, Room No-01
18	Blooming Glories High School, Room No-02	39	New Carmel English High School,Room No-02
19	Govt. Model Primary School, Room No -01	40	New Carmel English High School, Room No-3
20	Govt. Model Primary School, Room No -02	41	Chandrodaya Vidyalaya English Higher Primary And High School,Room No-01
21	Govt. Model Primary School, Room No. 03	42	Chandrodaya Vidyalaya English Higher Primary And High School Room No 02

Contd....

Polling Station Level Election Results

Polling Station-wise Votes Secured by Overall Top Five Parties in Malleshwaram Assembly in Assembly Election (AE) under Bangalore North Parliamentary Constituency in Karnataka (2023)

Number of Polling Station	Winner - Dr Ashwath Narayan C N (BJP)	Runner-up - Anoop Iyengar (INC)	3rd - Uthkarsh A (JD(S))	4th - Suman (AAP)	5th - Rajesh B (KRS)	NOTA	Other	Total Votes Secured
36	320	119	11	3	2	3	2	460
37	403	174	22	6	0	6	4	615
38	200	81	14	5	1	6	3	310
39	303	149	17	4	1	9	2	485
40	412	279	36	3	2	17	8	757
41	384	161	16	3	1	11	3	579
42	505	218	24	1	2	11	8	769
43	280	129	9	2	1	17	2	440
44	426	166	20	5	1	12	3	633
45	405	221	16	6	0	18	9	675
46	243	137	14	0	0	4	4	402
47	559	199	15	5	1	14	4	797
48	439	234	23	3	2	16	2	719
49	238	144	12	2	0	10	3	409
50	299	332	14	11	0	6	3	665
51	204	150	6	1	0	3	3	367
52	174	87	15	1	0	2	6	285
53	307	115	3	3	0	3	5	436
54	326	112	0	11	1	9	1	460
55	154	88	3	0	1	2	3	251
56	216	124	3	2	0	6	1	352
57	307	128	5	1	0	9	4	454
58	346	163	6	3	0	10	3	531
59	342	194	7	3	0	7	4	557
60	588	145	13	3	0	15	2	766
61	179	108	8	3	0	8	0	306
62	208	193	6	6	1	15	5	434
63	133	89	2	12	0	4	1	241
64	285	154	16	4	1	4	6	470
65	312	188	15	2	2	12	3	534
66	521	266	30	3	1	2	5	828
67	381	346	19	2	4	15	8	775
68	345	324	8	4	1	7	7	696
69	422	381	12	3	0	13	6	837
70	370	272	10	0	0	12	5	669

Contd....

Polling Station Level Election Results

Winner, Runner-up and 3rd Party Position & Winning Margin According to Polling Stations in Malleshwaram Assembly in Assembly Election (AE) under Bangalore North Parliamentary Constituency in Karnataka (2023)

Polling Station Number	Winner Party	Winner Votes (%)	Runner-up Party	Runner-up Votes (%)	Winning Margin Votes (%)	Third Party	Third Party Votes (%)	Other Votes (%)
71	INC	407 (56.76)	BJP	285 (39.75)	122 (17.01)	JD(S)	9 (1.26)	16 (2.23)
72	BJP	314 (58.8)	INC	185 (34.64)	129 (24.16)	JD(S)	15 (2.81)	20 (3.75)
73	BJP	167 (49.12)	INC	153 (45)	14 (4.12)	JD(S)	11 (3.24)	9 (2.65)
74	BJP	385 (64.49)	INC	188 (31.49)	197 (33)	JD(S)	6 (1.01)	18 (3.02)
75	INC	441 (81.22)	BJP	95 (17.5)	346 (63.72)	JD(S)	2 (0.37)	5 (0.92)
76	INC	343 (73.61)	BJP	117 (25.11)	226 (48.5)	BSP	2 (0.43)	4 (0.86)
77	BJP	290 (52.44)	INC	239 (43.22)	51 (9.22)	JD(S)	8 (1.45)	16 (2.89)
78	BJP	364 (52.22)	INC	302 (43.33)	62 (8.89)	JD(S)	3 (0.43)	28 (4.02)
79	BJP	510 (70.34)	INC	180 (24.83)	330 (45.51)	JD(S)	18 (2.48)	17 (2.34)
80	BJP	697 (73.29)	INC	198 (20.82)	499 (52.47)	JD(S)	17 (1.79)	39 (4.1)
81	BJP	296 (76.88)	INC	69 (17.92)	227 (58.96)	AAP	4 (1.04)	16 (4.16)
82	BJP	533 (77.58)	INC	118 (17.18)	415 (60.4)	AAP	15 (2.18)	21 (3.06)
83	BJP	472 (58.56)	INC	297 (36.85)	175 (21.71)	JD(S)	14 (1.74)	23 (2.85)
84	BJP	390 (61.03)	INC	210 (32.86)	180 (28.17)	JD(S)	12 (1.88)	27 (4.23)
85	BJP	561 (72.11)	INC	176 (22.62)	385 (49.49)	JD(S)	11 (1.41)	30 (3.86)
86	BJP	347 (77.11)	INC	89 (19.78)	258 (57.33)	JD(S)	2 (0.44)	12 (2.67)
87	BJP	347 (82.23)	INC	58 (13.74)	289 (68.49)	JD(S)	6 (1.42)	11 (2.61)
88	BJP	346 (64.55)	INC	155 (28.92)	191 (35.63)	JD(S)	17 (3.17)	18 (3.36)
89	BJP	441 (70.22)	INC	155 (24.68)	286 (45.54)	JD(S)	10 (1.59)	22 (3.5)
90	BJP	384 (80.17)	INC	73 (15.24)	311 (64.93)	AAP	6 (1.25)	16 (3.34)
91	BJP	241 (80.87)	INC	48 (16.11)	193 (64.76)	JD(S)	3 (1.01)	6 (2.01)
92	BJP	325 (65.39)	INC	137 (27.57)	188 (37.82)	JD(S)	15 (3.02)	20 (4.02)
93	BJP	223 (69.69)	INC	80 (25)	143 (44.69)	JD(S)	7 (2.19)	10 (3.13)
94	BJP	498 (68.98)	INC	175 (24.24)	323 (44.74)	AAP	18 (2.49)	31 (4.29)
95	BJP	532 (69)	INC	199 (25.81)	333 (43.19)	JD(S)	14 (1.82)	26 (3.37)
96	BJP	460 (63.98)	INC	220 (30.6)	240 (33.38)	JD(S)	12 (1.67)	27 (3.76)
97	BJP	605 (78.06)	INC	142 (18.32)	463 (59.74)	JD(S)	5 (0.65)	23 (2.97)
98	BJP	422 (73.78)	INC	117 (20.45)	305 (53.33)	JD(S)	11 (1.92)	22 (3.85)
99	BJP	397 (75.48)	INC	86 (16.35)	311 (59.13)	AAP	9 (1.71)	34 (6.46)
100	BJP	547 (70.58)	INC	198 (25.55)	349 (45.03)	JD(S)	9 (1.16)	21 (2.71)
101	BJP	293 (68.14)	INC	113 (26.28)	180 (41.86)	JD(S)	6 (1.4)	18 (4.19)
102	BJP	214 (50.47)	INC	193 (45.52)	21 (4.95)	JD(S)	7 (1.65)	10 (2.36)
103	BJP	271 (82.37)	INC	40 (12.16)	231 (70.21)	AAP	6 (1.82)	12 (3.65)
104	BJP	335 (80.53)	INC	54 (12.98)	281 (67.55)	JD(S)	7 (1.68)	20 (4.81)
105	BJP	380 (78.51)	INC	83 (17.15)	297 (61.36)	AAP	10 (2.07)	11 (2.27)

Contd....

DISCLAIMER

The Terms of Use and Disclaimer of Datanet India Private Limited (hereinafter referred to as "Datanet") for use of this analysis report of **Malleswaram Assembly Constituency (Malleswaram Vidhan Sabha)** :-

1. **Assembly Factbook™** is a Registered Trade Mark owned by Datanet.
2. All the maps are sketched and graphical representation only and have not been drawn to the scale and also not to represent the actual geographical area or boundary of the unit.
3. The data for the aforesaid analysis is based on authentic sources and has been culled from the various publications of Census, CSO and NSSO for district and block level data, various central and state government departments, Central & State Elections Commissions and the concerned Returning Officers' releases, Electoral Rolls, Election results and allied publications, internal assessment, surveys, estimates and analysis. Therefore, certain adjustment of data at micro level may have been done to arrive closer to the macro data.
4. Data have been provided on an "As Is" and "As AVAILABLE" basis
5. The colours shown in the maps or diagram and charts of a particular party, alliance or AC are indicative and do not represent them.
6. This publication which includes maps, sheets, graphs and data would be the property under copyright of Datanet only. The user may use these for its internal study, analysis and research purposes. It's public display, re-selling or any commercial uses by the user are not allowed.
7. Datanet has taken due care and caution in compilation and processing of data and allied information, but does not guarantee the accuracy, adequacy or completeness of any information/analysis and will be not responsible for any errors or omissions or for the results obtained from the use of such information/analysis.
8. All the contents for the publication have been culled from various authentic sources and Datanet reasonably believes such sources to be reliable, but does not make any representations, express or implied as to the accuracy or fitness of use of such information. The information or contents of the information/analysis do not constitute advice and should not be relied upon in making (or refraining from making) any decision. Any reliance placed upon the information provided by Datanet is the sole responsibility and strictly at the user's risk.
9. In no event will Datanet be liable for any damages (including, without limitation, damages for loss of business projects, or loss of profits) arising in contract, tort or otherwise from the use of or inability to use any of its contents, or from any action taken (or refrained from being taken) as a result of using the analysis or any of its contents. Datanet its directors, owners, editors, officials, employees, distributor and agents or any associate will not be liable for any errors in the information contained or any consequences arising from the use of the contents of the provided information/analysis.
10. If any provision of these terms and conditions is held invalid or illegal or unenforceable for any reason by any court of competent jurisdiction, such provision shall be severed and the remainder of provisions of the terms and conditions shall continue in full force and effect as if the Term of Use had been executed with the invalid, illegal or unenforceable provision eliminated.
11. If there are any discrepancies in the information provided, please bring it to attention of Datanet for suitable rectification measures.

**Buy Online This Complete Book At
Datanet India eBooks Store**

www.indiastatpublications.com

or go directly at

**[http://www.indiastatpublications.com/
Assembly_factbook/Karnataka/Bangalore_North/
Malleshwaram](http://www.indiastatpublications.com/Assembly_factbook/Karnataka/Bangalore_North/Malleshwaram)**

 **indiastat**elections

ISBN - 978-93-5763-943-9



9 789357 639439