



Karnataka

Assembly Factbook™

Hebbal Assembly Constituency




Key Electoral Data of Hebbal
Assembly Constituency (Vidhan Sabha)

Karnataka

Assembly Factbook™

Hebbal Assembly Constituency



Hebbal Vidhan Sabha

Editor & Director

Dr. R.K. Thukral

Research Editor

Dr. Shafeeq Rahman

Compiled, Researched and Published by Datanet India Pvt. Ltd.

D-100, 1st Floor,

Okhla Industrial Area, Phase-I,

New Delhi- 110020.

Ph.: 91-11- 43580781-84

Email : support@indiastatpublications.com

Website : www.indiastatelections.com

Online Book Store :

www.indiastatpublications.com

Report No. : AFB/KA-158-0125

ISBN : 978-93-5763-958-3

First Edition : January, 2018

Eighth Updated Edition : January, 2025

Price : Rs.11500/-

US\$ 310

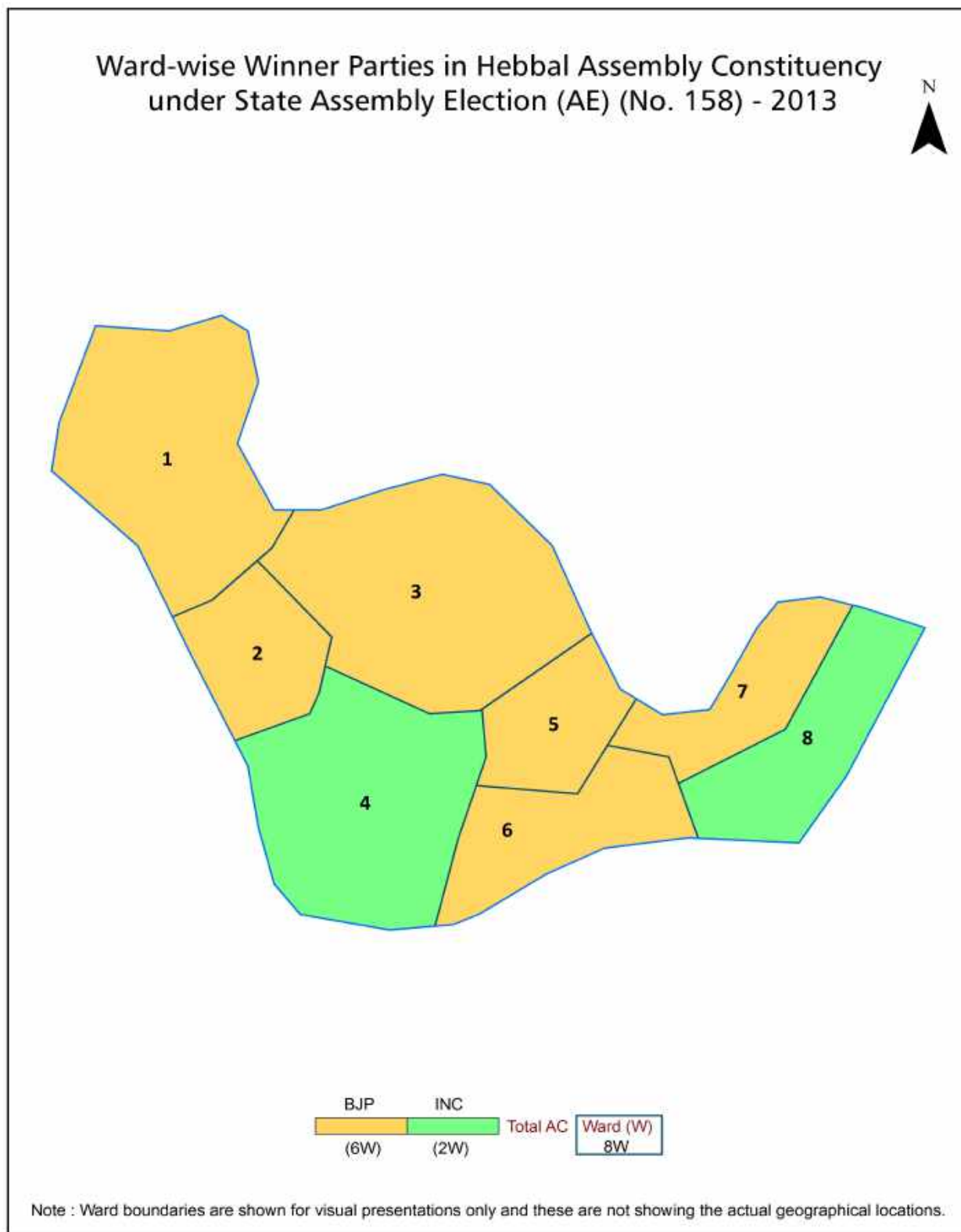
© Datanet India Pvt. Ltd.

All rights reserved. No part of this book may be reproduced, stored in a retrieval system or transmitted in any form or by any means, mechanical photocopying, photographing, scanning, recording or otherwise without the prior written permission of the publisher. Please refer to Disclaimer at page no. 189 for the use of this publication.

Printed in India

| No. | Particulars | Page No. |
|-----|--|----------|
| | Introduction | |
| 1 | Assembly Constituency - (Vidhan Sabha) at a Glance Features of Assembly as per Delimitation Commission of India (2008) | 1-2 |
| | Location and Political Maps | |
| 2 | Location Map Boundaries of Assembly Constituency - (Vidhan Sabha) in District Boundaries of Assembly Constituency under Parliamentary Constituency - (Lok Sabha) Ward-wise Winner Parties- 2024, 2023, 2019, 2018, 2014, 2013 and 2009 | 3-11 |
| | Administrative Setup (2011) | |
| 3 | District Sub-district Towns Villages Inhabited Villages Uninhabited Villages Village Panchayat Intermediate Panchayat | 12 |
| | Demographics (2011) | |
| 4 | Population Households Rural/Urban Population Ward by Population Size Sex Ratio (Total & 0-6 Years) Religious Population Social Population Literacy Rate | 13-14 |
| | Electoral Features | |
| 5 | Important Dates of Last Elections Held Electors by Gender Service Electors Voters Voters Turnout Polling Stations & Average Number of Electors per Polling Station Electors by Age Group Present Elected Representatives | 15-20 |
| | Historical Summary Election Results | |
| 6 | Vote Share of Major Parties Winning Margin (Number & Percentage) Polarity of Parties Summary Result of Assembly Segment of Parliamentary Elections 2024, 2019, 2014 and 2009 Summary Result of Assembly Elections 2023, 2018, 2013 and 2008 | 21-31 |
| | Polling Station Level Election Results | |
| 7 | Name and Number of Polling Station 2024, 2023, 2019, 2018, 2014, 2013 and 2009 Polling Station-wise Electors, Voters & Voters Turnout 2024, 2023, 2019, 2018, 2014, 2013 and 2009 Polling Station wise Elections Results 2024, 2023, 2019, 2018, 2014, 2013 and 2009 | 32-184 |
| | Share of Assembly Constituency | |
| 8 | Share of Assembly Constituency - (Vidhan Sabha) in State, District and Parliamentary Constituency - (Lok Sabha) | 185 |
| 9 | Abbreviation & Sources | 187-188 |
| 10 | Disclaimer | 189 |

Location & Political Map

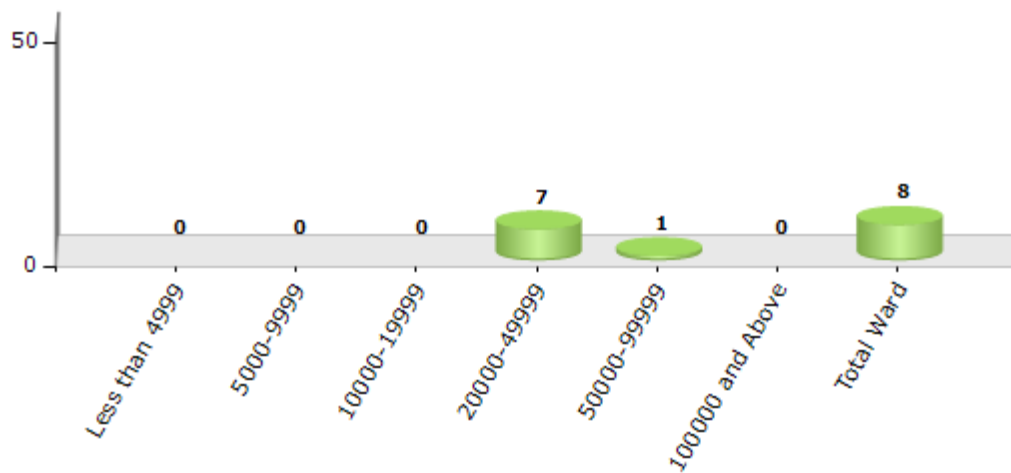


Demographics

Number of Ward by Population Size - 2011

| Less than 4999 | 5000-9999 | 10000-19999 | 20000-49999 | 50000-99999 | 100000 and Above | Total Ward |
|----------------|-----------|-------------|-------------|-------------|------------------|------------|
| 0 | 0 | 0 | 7 | 1 | 0 | 8 |

Number of Ward by Population Size - 2011

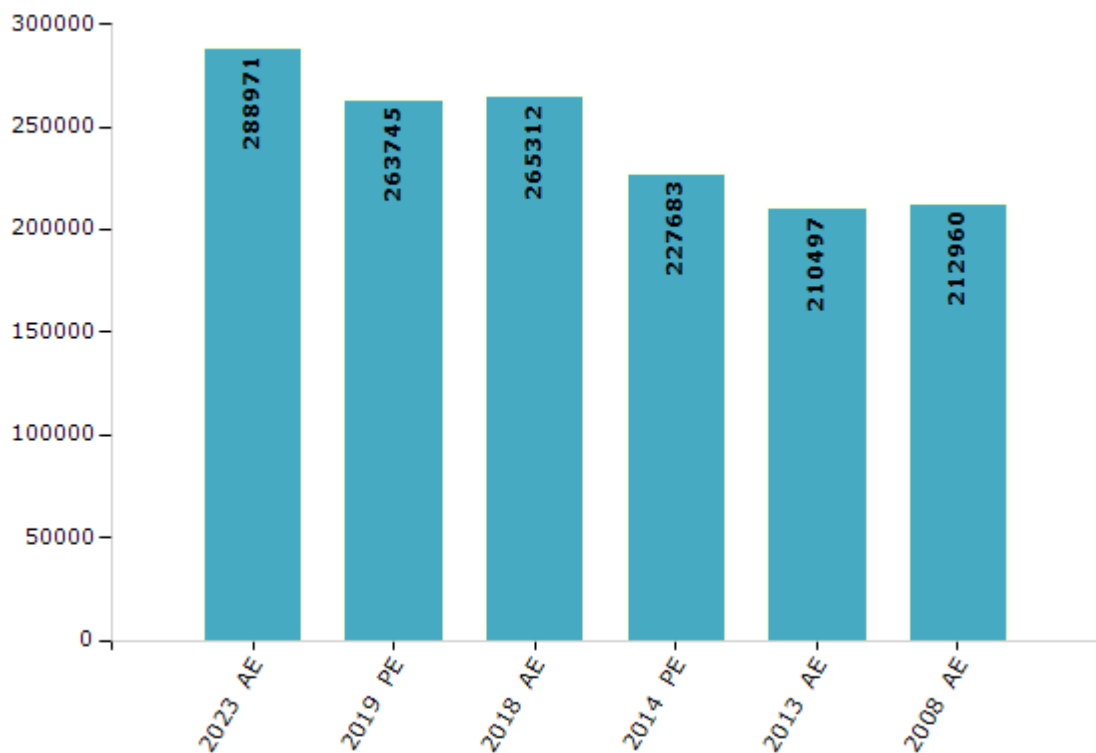


Electoral Features

Electors by Male & Female

| Year | Male | Female | Others | Total | Year | Male | Female | Others | Total |
|---------|--------|--------|--------|--------|---------|------|--------|--------|-------|
| 2023 AE | 147196 | 141722 | 53 | 288971 | 1999 AE | - | - | - | - |
| 2019 PE | 135556 | 128151 | 38 | 263745 | 1994 AE | - | - | - | - |
| 2018 AE | 136712 | 128561 | 39 | 265312 | 1989 AE | - | - | - | - |
| 2014 PE | 118588 | 109078 | 17 | 227683 | 1985 AE | - | - | - | - |
| 2013 AE | 108925 | 101572 | 0 | 210497 | 1983 AE | - | - | - | - |
| 2009 PE | - | - | - | - | 1978 AE | - | - | - | - |
| 2008 AE | 110831 | 102129 | - | 212960 | 1972 AE | - | - | - | - |
| 2004 PE | - | - | - | - | 1967 AE | - | - | - | - |
| 2004 AE | - | - | - | - | 1962 AE | - | - | - | - |
| 1999 PE | - | - | - | - | 1957 AE | - | - | - | - |

Number of Electors



Note : AE : Assembly Election, PE : Assembly Segment of Parliamentary Election

Historical Summary Election Results

Summary Result of Assembly Election - 2018

| Candidate Name | Party | Votes | Votes % |
|-----------------------|----------|-------|---------|
| Suresh B S | INC | 74453 | 50.76 |
| Y A Narayanaswamy | BJP | 53313 | 36.34 |
| Hanumanthe Gowda | JD(S) | 14092 | 9.61 |
| Anjan Kumar Gowda | INCP | 702 | 0.48 |
| Nagaraju | IND | 356 | 0.24 |
| Raghavendra K Thane | AAP | 325 | 0.22 |
| Jameel Ahmed | IND | 294 | 0.2 |
| Umadevi | IND | 281 | 0.19 |
| D Narayana Swamy | IND | 178 | 0.12 |
| Manjunath M | RPI | 136 | 0.09 |
| Syed Kawja Wali Hydri | KPJP | 129 | 0.09 |
| Kumaresh | RPSN | 80 | 0.05 |
| Saleem Khan | FCI | 77 | 0.05 |
| Narayanaswamy M | IND | 76 | 0.05 |
| B S Suresh | IND | 74 | 0.05 |
| Mohammed Ayub | IND | 72 | 0.05 |
| B M Suresha | IND | 67 | 0.05 |
| Syed Asif Bukmari | IND | 65 | 0.04 |
| Ravi Kumar A R | JANSAMAP | 63 | 0.04 |
| Dr P K Velladurai | IND | 63 | 0.04 |
| Atiya Asgar | JD(U) | 56 | 0.04 |
| T Jaikumar | SHS | 52 | 0.04 |
| Isarath Jahan | KJP | 48 | 0.03 |
| Jaffer Sharief | DRAPP | 44 | 0.03 |
| Dr Manjunath Nayak | ANC | 39 | 0.03 |
| N Rajanna | IND | 39 | 0.03 |
| Vinay Kumar V Nayak | IND | 37 | 0.03 |
| S Raghavan | IND | 29 | 0.02 |
| | NOTA | 1450 | 0.99 |

Polling Station Level Election Results

Number and Name of Polling Stations (PS) (2023)

| Number of Polling Stations | Name of Polling Stations | Number of Polling Stations | Name of Polling Stations |
|----------------------------|---|----------------------------|--|
| 1 | Gandhi Vidyalaya Kannada And Tamil Primary School,Lottegollahalli, Room No.1 | 20A | Govt. Lower Primary School. Guddadahalli, Room No.3 |
| 2 | Gandhi Vidyalaya Kannada And Tamil Primary School,Lottegollahalli, Room No.2 | 21 | Anganawadi Kendra, Guddadahalli, Room No.1 |
| 3 | Bbmp Ward Office, Opp. Sterling Apartment, Lottegollahalli, Room No.1 | 22 | Cauveri National Public School 7Th Cross Sumangalai Sevashrama Road Hebbal |
| 4 | Central Laibrary Bbmp Bulding , Lottegollahalli,Room No.1 | 23 | Bbmp Office, 'A' Block, Hebbal, Room No.1 |
| 5 | Central Laibrary Bbmp Bulding, Lottegollahalli,Room No.2 | 24 | Bbmp Office, 'A' Block, Hebbal, Room No.02 |
| 6 | Radhakrishna Public School, Basaveshwara Layout, Nagashetty Halli, Room No.1 | 25 | Govt. Lower Primary School, Vishwanatha Nagenahalli, Room No-1 |
| 7 | Radhakrishna Public School, Basaveshwara Layout, Nagashetty Halli, Room No.2 | 26 | Govt. Lower Primary School, Vishwanatha Nagenahalli Room No.2 |
| 8 | Sunrise English School, Bhoopsandra, Room No-1 | 27 | Govt. Lower Primary School, Vishwanatha Nagenahalli, Room No-3 |
| 9 | Sunrise English School, Bhoopsandra, Room No-2 | 28 | Young Scholars Akadami, 10Th A Cross Kanakanagar Room-1 |
| 10 | Sunrise English School, Bhoopsandra, Room No-3 | 29 | Young Scholars Akadami, 10Th A Cross Kanakanagar Room-2 |
| 11 | Sunrise English School, Bhoopsandra, Room No-4 | 30 | Govt Lower Primary School Vishwanatha Nagenahalli Room No-4 |
| 12 | Sunrise English School, Bhoopsandra, Room No-5 | 31 | Govt Lower Primary School Vishwanatha Nagenahalli Room No-5 |
| 13 | Sunrise English School, Bhoopsandra, Room No-6 | 32 | Young Scholars Akadami, 10Th A Cross Kanakanagar Room-3 |
| 13A | Acharya Institute Of Nursing, Seethappa Layout, C.N Halli Main Road Room No.1 | 33 | C R Vidhya Vihar Akadami,8Th Cross Vishwanatha Nagenhalli New Layout Chikkanna Compound,Room-2 |
| 14 | Govt. Urdu Higher Primary School, Bhoopsandra, Room No.1 | 34 | Govt. Higher Primary School, Cholanayakanahalli Room No-1 |
| 15 | Govt. Urdu Higher Primary School, Bhoopsandra, Room No.2 | 35 | Govt. Higher Primary School, Cholanayakanahalli Room No.2 |
| 16 | Govt. Urdu Higher Primary School, Bhoopsandra, Room No.3 | 36 | Govt. Higher Primary School, Cholanayakanahalli, Room No.3 |
| 17 | Govt. Urdu Higher Primary School, Bhoopsandra, Room No.4 | 37 | Govt. Higher Primary School, Cholanayakanahalli, Room No.4 |
| 18 | Govt. Lower Primary School. Guddadahalli, Room No.1 | 38 | Bbmp Ward Office, Ward No-21 Hebbal |
| 19 | Govt. Lower Primary School. Guddadahalli, Room No.2 | 39 | Government Urdu Higher Primary School,Bellary Road,Hebbal,Room No-1 |
| 20 | Govt. Lower Primary School. Guddadahalli, Room No.3 | 40 | Government Urdu Higher Primary School,Bellary Road,Hebbal,Room No-02 |

Contd....

Polling Station Level Election Results

Polling Station-wise Votes Secured by Overall Top Five Parties in Hebbal Assembly in Assembly Election (AE) under Bangalore North Parliamentary Constituency in Karnataka (2023)

| Number of Polling Station | Winner - Suresha B S (INC) | Runner-up - Jagdeesha Katta K S (BJP) | 3rd - Syed Mohid Altaf (JD(S)) | 4th - K S Manjunath Naidu (AAP) | 5th - Kumara S (UPJP) | NOTA | Other | Total Votes Secured |
|---------------------------|----------------------------|---------------------------------------|--------------------------------|---------------------------------|-----------------------|------|-------|---------------------|
| 34 | 617 | 297 | 7 | 0 | 13 | 6 | 6 | 946 |
| 35 | 282 | 309 | 6 | 2 | 5 | 6 | 5 | 615 |
| 36 | 383 | 296 | 6 | 3 | 2 | 4 | 4 | 698 |
| 37 | 388 | 379 | 6 | 7 | 2 | 10 | 10 | 802 |
| 38 | 355 | 249 | 2 | 4 | 11 | 3 | 6 | 630 |
| 39 | 434 | 235 | 4 | 2 | 3 | 3 | 3 | 684 |
| 40 | 346 | 410 | 5 | 2 | 9 | 6 | 4 | 782 |
| 41 | 334 | 315 | 12 | 2 | 5 | 5 | 4 | 677 |
| 42 | 378 | 367 | 12 | 7 | 8 | 7 | 16 | 795 |
| 43 | 404 | 373 | 27 | 8 | 10 | 14 | 12 | 848 |
| 44 | 468 | 400 | 7 | 2 | 11 | 20 | 15 | 923 |
| 45 | 352 | 322 | 8 | 3 | 14 | 6 | 6 | 711 |
| 46 | 251 | 241 | 9 | 3 | 5 | 6 | 9 | 524 |
| 47 | 391 | 363 | 5 | 4 | 6 | 7 | 16 | 792 |
| 48 | 314 | 433 | 8 | 8 | 1 | 12 | 9 | 785 |
| 49 | 158 | 220 | 6 | 2 | 2 | 4 | 2 | 394 |
| 49A | 191 | 212 | 12 | 2 | 3 | 9 | 5 | 434 |
| 50 | 144 | 250 | 4 | 5 | 2 | 12 | 7 | 424 |
| 51 | 138 | 210 | 6 | 10 | 0 | 5 | 0 | 369 |
| 52 | 289 | 331 | 7 | 19 | 1 | 21 | 6 | 674 |
| 53 | 185 | 244 | 4 | 14 | 0 | 8 | 3 | 458 |
| 54 | 501 | 202 | 4 | 0 | 4 | 4 | 4 | 719 |
| 55 | 339 | 364 | 8 | 5 | 3 | 9 | 7 | 735 |
| 56 | 320 | 347 | 8 | 8 | 2 | 12 | 3 | 700 |
| 57 | 111 | 311 | 6 | 11 | 1 | 15 | 5 | 460 |
| 58 | 227 | 303 | 3 | 6 | 8 | 11 | 6 | 564 |
| 59 | 327 | 400 | 5 | 6 | 8 | 16 | 5 | 767 |
| 60 | 258 | 276 | 3 | 2 | 7 | 7 | 5 | 558 |
| 61 | 360 | 352 | 8 | 2 | 7 | 7 | 12 | 748 |
| 62 | 286 | 310 | 6 | 1 | 12 | 6 | 4 | 625 |
| 63 | 411 | 401 | 9 | 3 | 7 | 3 | 4 | 838 |
| 64 | 179 | 139 | 0 | 3 | 3 | 3 | 5 | 332 |
| 65 | 261 | 118 | 3 | 5 | 1 | 3 | 1 | 392 |
| 66 | 598 | 205 | 7 | 10 | 3 | 1 | 4 | 828 |
| 67 | 527 | 109 | 4 | 3 | 1 | 6 | 6 | 656 |

Contd....

Polling Station Level Election Results

Winner, Runner-up and 3rd Party Position & Winning Margin According to Polling Stations in Hebbal Assembly in Assembly Election (AE) under Bangalore North Parliamentary Constituency in Karnataka (2023)

| Polling Station Number | Winner Party | Winner Votes (%) | Runner-up Party | Runner-up Votes (%) | Winning Margin Votes (%) | Third Party | Third Party Votes (%) | Other Votes (%) |
|------------------------|--------------|------------------|-----------------|---------------------|--------------------------|-------------|-----------------------|-----------------|
| 67A | INC | 223 (70.13) | BJP | 83 (26.1) | 140 (44.03) | JD(S) | 2 (0.63) | 10 (3.14) |
| 68 | INC | 462 (72.07) | BJP | 163 (25.43) | 299 (46.64) | JD(S) | 3 (0.47) | 13 (2.03) |
| 69 | INC | 745 (88.8) | BJP | 76 (9.06) | 669 (79.74) | JD(S) | 8 (0.95) | 10 (1.19) |
| 70 | INC | 324 (77.14) | BJP | 85 (20.24) | 239 (56.9) | JD(S) | 5 (1.19) | 6 (1.43) |
| 70A | INC | 448 (77.91) | BJP | 102 (17.74) | 346 (60.17) | JD(S) | 13 (2.26) | 12 (2.09) |
| 71 | INC | 514 (78.71) | BJP | 122 (18.68) | 392 (60.03) | JD(S) | 3 (0.46) | 14 (2.14) |
| 72 | INC | 358 (75.69) | BJP | 111 (23.47) | 247 (52.22) | AAP | 1 (0.21) | 3 (0.63) |
| 73 | INC | 279 (75) | BJP | 87 (23.39) | 192 (51.61) | AAP | 1 (0.27) | 5 (1.34) |
| 74 | INC | 533 (72.71) | BJP | 182 (24.83) | 351 (47.88) | AAP | 3 (0.41) | 15 (2.05) |
| 75 | INC | 300 (76.14) | BJP | 83 (21.07) | 217 (55.07) | AAP | 2 (0.51) | 9 (2.28) |
| 75A | INC | 336 (69.71) | BJP | 129 (26.76) | 207 (42.95) | UPJP | 4 (0.83) | 13 (2.7) |
| 76 | INC | 448 (71.79) | BJP | 161 (25.8) | 287 (45.99) | AAP | 5 (0.8) | 10 (1.6) |
| 77 | INC | 331 (62.81) | BJP | 183 (34.72) | 148 (28.09) | AAP | 4 (0.76) | 9 (1.71) |
| 78 | BJP | 527 (63.34) | INC | 267 (32.09) | 260 (31.25) | AAP | 14 (1.68) | 24 (2.88) |
| 79 | BJP | 278 (55.82) | INC | 196 (39.36) | 82 (16.46) | JD(S) | 6 (1.2) | 18 (3.61) |
| 80 | BJP | 238 (54.34) | INC | 177 (40.41) | 61 (13.93) | JD(S) | 8 (1.83) | 15 (3.42) |
| 81 | BJP | 487 (63.99) | INC | 233 (30.62) | 254 (33.37) | AAP | 10 (1.31) | 31 (4.07) |
| 82 | BJP | 429 (61.2) | INC | 240 (34.24) | 189 (26.96) | JD(S) | 5 (0.71) | 27 (3.85) |
| 83 | BJP | 293 (52.98) | INC | 223 (40.33) | 70 (12.65) | JD(S) | 9 (1.63) | 28 (5.06) |
| 84 | BJP | 316 (56.94) | INC | 215 (38.74) | 101 (18.2) | AAP | 3 (0.54) | 21 (3.78) |
| 84A | BJP | 212 (59.22) | INC | 128 (35.75) | 84 (23.47) | JD(S) | 3 (0.84) | 15 (4.19) |
| 85 | INC | 474 (48.52) | BJP | 452 (46.26) | 22 (2.26) | JD(S) | 12 (1.23) | 39 (3.99) |
| 86 | INC | 525 (63.79) | BJP | 265 (32.2) | 260 (31.59) | JD(S) | 6 (0.73) | 27 (3.28) |
| 87 | INC | 334 (63.98) | BJP | 174 (33.33) | 160 (30.65) | UPJP | 4 (0.77) | 10 (1.92) |
| 88 | INC | 280 (55.12) | BJP | 205 (40.35) | 75 (14.77) | JD(S) | 6 (1.18) | 17 (3.35) |
| 89 | BJP | 437 (54.83) | INC | 324 (40.65) | 113 (14.18) | AAP | 8 (1) | 28 (3.51) |
| 90 | BJP | 214 (61.85) | INC | 117 (33.82) | 97 (28.03) | JD(S) | 4 (1.16) | 11 (3.18) |
| 91 | BJP | 497 (61.43) | INC | 275 (33.99) | 222 (27.44) | AAP | 8 (0.99) | 29 (3.58) |
| 92 | BJP | 283 (73.13) | INC | 93 (24.03) | 190 (49.1) | AAP | 3 (0.78) | 8 (2.07) |
| 93 | INC | 627 (80.08) | BJP | 116 (14.81) | 511 (65.27) | JD(S) | 19 (2.43) | 21 (2.68) |
| 94 | INC | 554 (74.97) | BJP | 148 (20.03) | 406 (54.94) | JD(S) | 15 (2.03) | 22 (2.98) |
| 95 | INC | 411 (62.27) | BJP | 229 (34.7) | 182 (27.57) | JD(S) | 6 (0.91) | 14 (2.12) |
| 96 | INC | 184 (61.74) | BJP | 109 (36.58) | 75 (25.16) | AAP | 2 (0.67) | 3 (1.01) |
| 97 | INC | 316 (67.09) | BJP | 139 (29.51) | 177 (37.58) | AAP | 5 (1.06) | 11 (2.34) |
| 98 | INC | 812 (87.12) | BJP | 93 (9.98) | 719 (77.14) | JD(S) | 8 (0.86) | 19 (2.04) |

Contd....

DISCLAIMER

The Terms of Use and Disclaimer of Datanet India Private Limited (hereinafter referred to as "Datanet") for use of this analysis report of **Hebbal Assembly Constituency (Hebbal Vidhan Sabha)** :-

1. **Assembly Factbook™** is a Registered Trade Mark owned by Datanet.
2. All the maps are sketched and graphical representation only and have not been drawn to the scale and also not to represent the actual geographical area or boundary of the unit.
3. The data for the aforesaid analysis is based on authentic sources and has been culled from the various publications of Census, CSO and NSSO for district and block level data, various central and state government departments, Central & State Elections Commissions and the concerned Returning Officers' releases, Electoral Rolls, Election results and allied publications, internal assessment, surveys, estimates and analysis. Therefore, certain adjustment of data at micro level may have been done to arrive closer to the macro data.
4. Data have been provided on an "As Is" and "As AVAILABLE" basis
5. The colours shown in the maps or diagram and charts of a particular party, alliance or AC are indicative and do not represent them.
6. This publication which includes maps, sheets, graphs and data would be the property under copyright of Datanet only. The user may use these for its internal study, analysis and research purposes. It's public display, re-selling or any commercial uses by the user are not allowed.
7. Datanet has taken due care and caution in compilation and processing of data and allied information, but does not guarantee the accuracy, adequacy or completeness of any information/analysis and will be not responsible for any errors or omissions or for the results obtained from the use of such information/analysis.
8. All the contents for the publication have been culled from various authentic sources and Datanet reasonably believes such sources to be reliable, but does not make any representations, express or implied as to the accuracy or fitness of use of such information. The information or contents of the information/analysis do not constitute advice and should not be relied upon in making (or refraining from making) any decision. Any reliance placed upon the information provided by Datanet is the sole responsibility and strictly at the user's risk.
9. In no event will Datanet be liable for any damages (including, without limitation, damages for loss of business projects, or loss of profits) arising in contract, tort or otherwise from the use of or inability to use any of its contents, or from any action taken (or refrained from being taken) as a result of using the analysis or any of its contents. Datanet its directors, owners, editors, officials, employees, distributor and agents or any associate will not be liable for any errors in the information contained or any consequences arising from the use of the contents of the provided information/analysis.
10. If any provision of these terms and conditions is held invalid or illegal or unenforceable for any reason by any court of competent jurisdiction, such provision shall be severed and the remainder of provisions of the terms and conditions shall continue in full force and effect as if the Term of Use had been executed with the invalid, illegal or unenforceable provision eliminated.
11. If there are any discrepancies in the information provided, please bring it to attention of Datanet for suitable rectification measures.

Buy Online This Complete Book At
Datanet India eBooks Store

www.indiastatpublications.com

or go directly at

[http://www.indiastatpublications.com/
Assembly_factbook/Karnataka/Bangalore_North/Hebbal](http://www.indiastatpublications.com/Assembly_factbook/Karnataka/Bangalore_North/Hebbal)

 **indiastat**elections

ISBN : 978-93-5763-958-3



9 789357 639583