



Karnataka

Assembly Factbook™

Gandhi Nagar Assembly Constituency




Key Electoral Data of Gandhi Nagar
Assembly Constituency (Vidhan Sabha)

Karnataka

Assembly Factbook™

Gandhi Nagar Assembly Constituency



Gandhi Nagar Vidhan Sabha

Editor & Director

Dr. R.K. Thukral

Research Editor

Dr. Shafeeq Rahman

Compiled, Researched and Published by Datanet India Pvt. Ltd.

D-100, 1st Floor,

Okhla Industrial Area, Phase-I,

New Delhi- 110020.

Ph.: 91-11- 43580781-84

Email : support@indiastatpublications.com

Website : www.indiastatelections.com

Online Book Store :

www.indiastatpublications.com

Report No. : AFB/KA-164-0125

ISBN : 978-93-5763-964-4

First Edition : January, 2018

Eighth Updated Edition : January, 2025

Price : Rs.11500/-

US\$ 310

© Datanet India Pvt. Ltd.

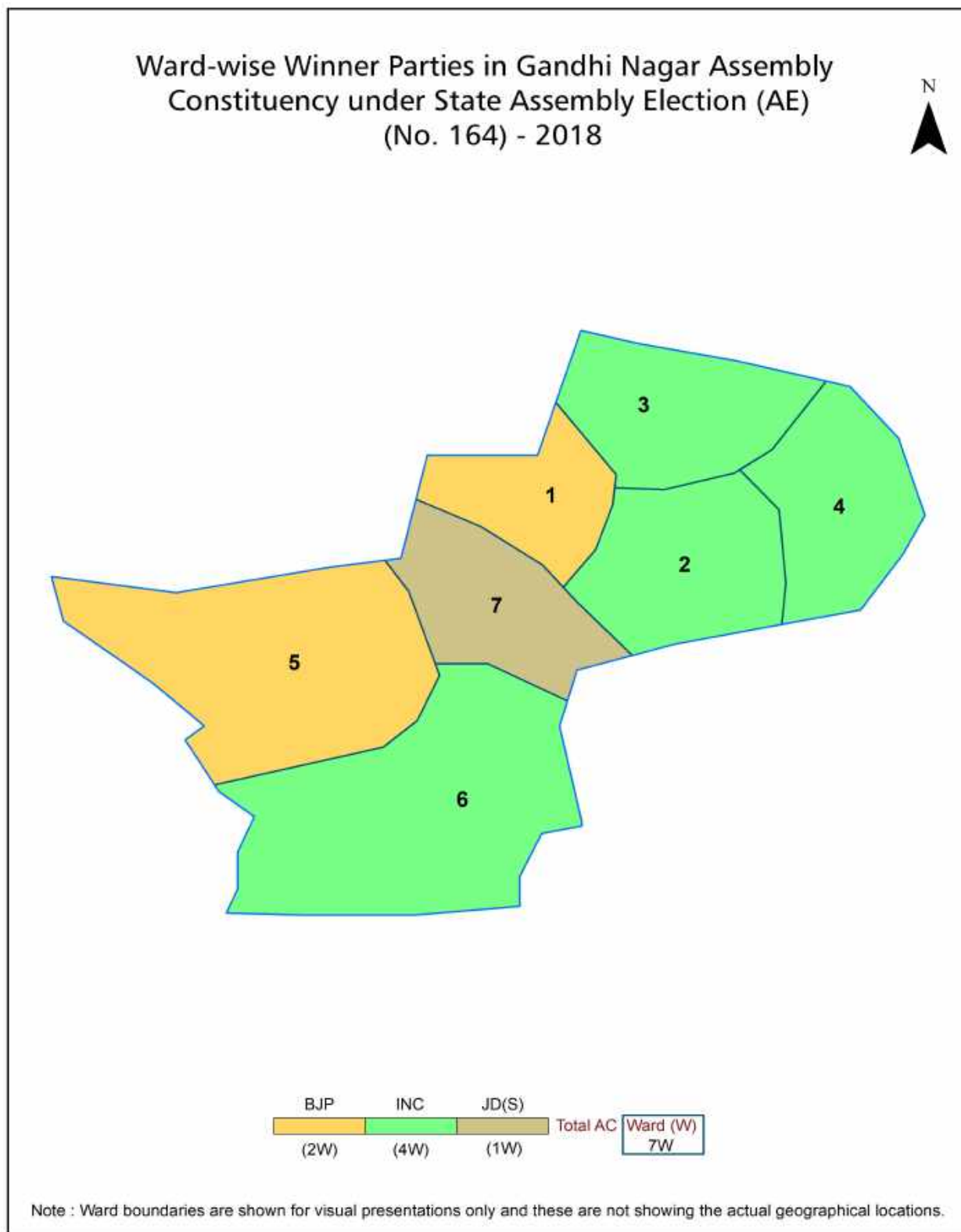
All rights reserved. No part of this book may be reproduced, stored in a retrieval system or transmitted in any form or by any means, mechanical photocopying, photographing, scanning, recording or otherwise without the prior written permission of the publisher. Please refer to Disclaimer at page no. 170 for the use of this publication.

Printed in India

Contents

No.	Particulars	Page No.
	Introduction	
1	Assembly Constituency - (Vidhan Sabha) at a Glance Features of Assembly as per Delimitation Commission of India (2008)	1-2
	Location and Political Maps	
2	Location Map Boundaries of Assembly Constituency - (Vidhan Sabha) in District Boundaries of Assembly Constituency under Parliamentary Constituency - (Lok Sabha) Ward-wise Winner Parties- 2024, 2023, 2019, 2018, 2014 and 2013	3-11
	Administrative Setup (2011)	
3	District Sub-district Towns Villages Inhabited Villages Uninhabited Villages Village Panchayat Intermediate Panchayat	12
	Demographics (2011)	
4	Population Households Rural/Urban Population Ward by Population Size Sex Ratio (Total & 0-6 Years) Religious Population Social Population Literacy Rate	13-14
	Electoral Features	
5	Important Dates of Last Elections Held Electors by Gender Service Electors Voters Voters Turnout Polling Stations & Average Number of Electors per Polling Station Electors by Age Group Present Elected Representatives	15-20
	Historical Summary Election Results	
6	Vote Share of Major Parties Winning Margin (Number & Percentage) Polarity of Parties Summary Result of Assembly Segment of Parliamentary Elections 2024, 2019, 2014, 2009, 2004 and 1999 Summary Result of Assembly Elections 2023, 2018, 2013, 2008, 2004, 1999, 1994, 1989, 1985, 1983, 1978, 1972, 1967, 1962 and 1957	21-45
	Polling Station Level Election Results	
7	Name and Number of Polling Station 2024, 2023, 2019, 2018, 2014 and 2013 Polling Station-wise Electors, Voters & Voters Turnout 2024, 2023, 2019, 2018, 2014 and 2013 Polling Station wise Elections Results 2024, 2023, 2019, 2018, 2014 and 2013	46-165
	Share of Assembly Constituency	
8	Share of Assembly Constituency - (Vidhan Sabha) in State, District and Parliamentary Constituency - (Lok Sabha)	166
9	Abbreviation & Sources	168-169
10	Disclaimer	170

Location & Political Map

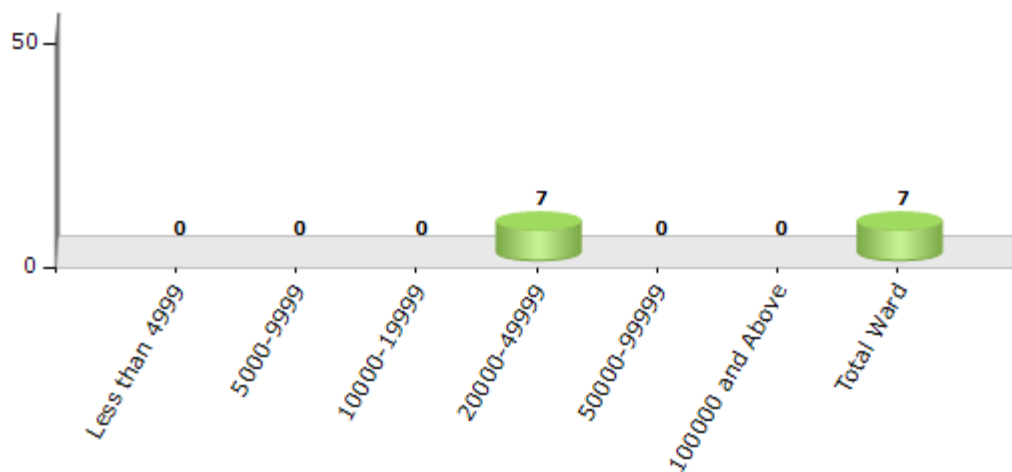


Demographics

Number of Ward by Population Size - 2011

Less than 4999	5000-9999	10000-19999	20000-49999	50000-99999	100000 and Above	Total Ward
0	0	0	7	0	0	7

Number of Ward by Population Size - 2011

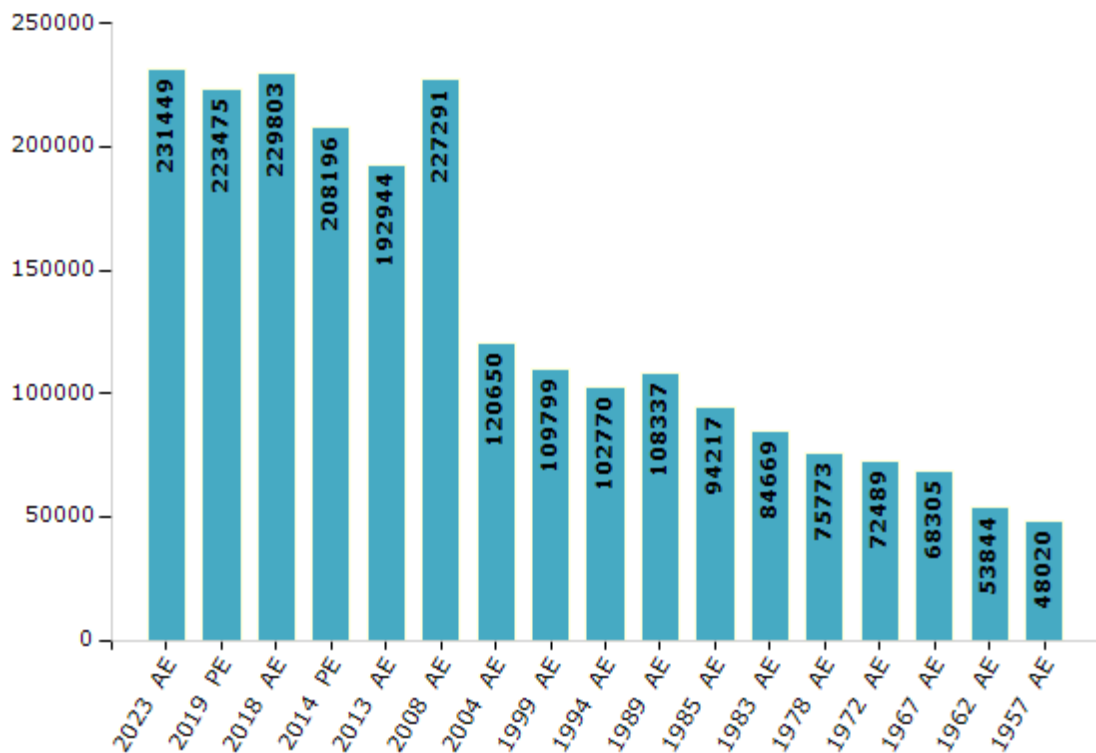


Electoral Features

Electors by Male & Female

Year	Male	Female	Others	Total	Year	Male	Female	Others	Total
2023 AE	119315	112109	25	231449	1999 AE	60024	49775	-	109799
2019 PE	115635	107833	7	223475	1994 AE	55509	47261	-	102770
2018 AE	119445	110350	8	229803	1989 AE	58803	49534	-	108337
2014 PE	109221	98968	7	208196	1985 AE	51305	42912	-	94217
2013 AE	101026	91910	8	192944	1983 AE	45654	39015	-	84669
2009 PE	-	-	-	-	1978 AE	41442	34331	-	75773
2008 AE	118216	109075	-	227291	1972 AE	39806	32683	-	72489
2004 PE	-	-	-	-	1967 AE	-	-	-	68305
2004 AE	63732	56918	-	120650	1962 AE	-	-	-	53844
1999 PE	-	-	-	-	1957 AE	-	-	-	48020

Number of Electors

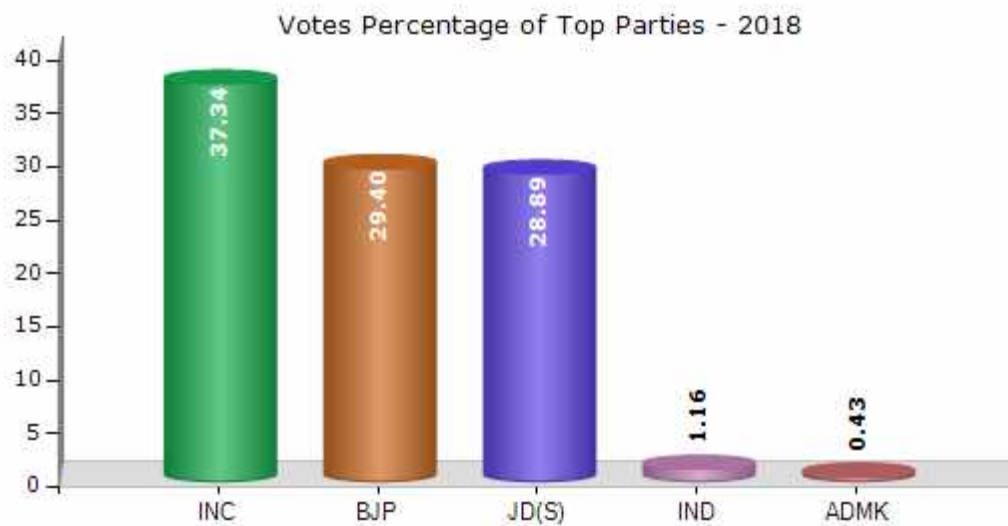


Note : AE : Assembly Election, PE : Assembly Segment of Parliamentary Election

Historical Summary Election Results

Summary Result of Assembly Election - 2018

Candidate Name	Party	Votes	Votes %
Dinesh Gundu Rao	INC	47354	37.34
A.R. Sapthagiri Gowda	BJP	37284	29.4
V. Narayanaswamy	JD(S)	36635	28.89
V. Nagaraj	IND	1476	1.16
M.P. Yuvaraj	ADMK	545	0.43
A. Elankovan	AAP	515	0.41
S. Mohan Kumar	IND	286	0.23
R. Murthy	IND	171	0.13
G. Krishna	AIMEP	163	0.13
Mohamed Mujahid	JANSAMAP	123	0.1
Dr Dinesh Kumar A	IND	108	0.09
Syed Kareem	SP	91	0.07
	NOTA	2074	1.64



Polling Station Level Election Results

Number and Name of Polling Stations (PS) (2023)

Number of Polling Stations	Name of Polling Stations	Number of Polling Stations	Name of Polling Stations
1	Government Urdu Primary School, 3Rd Cross, Md Block, Malleshwaram 560003	22	K E C S School
2	Govt Urdu Primary School 3Rd Cross Mdblock Malleshwaram Room.No.2	23	K E C S School
3	Anganawadi School, 4Th Main, Vallivarapuram, Malleshwaram	24	K E C S School
4	Anganawadi School, 4Th Main, Valluvarapuram, Malleshwaram	25	K E C S School
5	Bbmp Ward Office	26	K E C S School
6	Government Veterinary Hospital	27	Mahila Vidyalaya,
7	Bbmp,.Ward Office	28	Mahila Vidyalaya, Room No
8	Malleshwaram Shishuvihara No.39, 4Th Cross, Malleshwaram	29	Mahila Vidyalaya, Room No
9	Malleshwaram Shishuvihara	30	Mahila Vidyalaya, Room No
10	Bbmp Help Link 2Nd Main Road Malleshwaram Bangalore-560003	31	Mahila Vidyalaya, Room No
11	Bangalore One Central 1St Cross Anjaneyya Block Sheshadripur Bangalore-560020	32	Mahila Vidyalaya, Room No
12	Executive Engineer Electrical West Bbmp Building	33	Mahila Vidyalaya, Room No
13	Garden City Public High School.	34	Mahila Vidyalaya,
14	Garden City Public High School.	35	B.B.M.P Ward Office
15	Mahila Vidhyalaya	36	Bangalore One Centre. Kranthikavi Sarvagna Road,, Opp. Bharathiya Vidyabhavana Public School, Srirampura, Bangalore-560021
16	Mahila Vidyalaya	37	Chaithanya Techno School And P.U College
17	Kecs School	38	Chaithanya Techno School And P.U College
18	Kecs School	39	Chaithanya Techno School And P.U College
19	Kecs School	40	Gandhinagar Higher Secondary School, Room No 1
20	Kecs School	41	Gandhinagar Higher Secondary School, Room No, Kumar Park West Sheshadri Puram
21	K E C S School	42	Gandhinagar Higher Secondary School Room No. 3 Kumar Park West Sheshadri Puram

Contd....

Polling Station Level Election Results

Polling Station-wise Votes Secured by Overall Top Five Parties in Gandhi Nagar Assembly in Assembly Election (AE) under Bangalore Central Parliamentary Constituency in Karnataka (2023)

Number of Polling Station	Winner - Dinesh Gundu Rao (INC)	Runner-up - Sapthagiri Gowda A R (BJP)	3rd - V Narayana Swamy (JD(S))	4th - Krisshnaiah Setty Es En Maluru (IND)	5th - Basavaraja M D (UPJP)	NOTA	Other	Total Votes Secured
36	418	225	192	92	11	23	30	991
37	109	222	25	4	3	9	8	380
38	139	273	66	9	3	5	7	502
39	138	263	67	6	0	6	6	486
40	167	532	7	5	3	17	7	738
41	83	330	1	0	5	6	3	428
42	165	372	10	2	2	18	5	574
43	476	260	52	2	4	8	6	808
44	172	200	14	2	1	5	4	398
45	204	339	13	7	3	1	5	572
46	266	371	33	8	2	6	12	698
47	575	176	197	37	1	2	22	1010
48	170	337	32	18	3	12	11	583
49	220	70	59	44	1	9	8	411
50	453	64	54	21	9	4	10	615
51	335	143	84	41	4	7	17	631
52	256	72	76	85	2	9	13	513
53	188	169	33	17	2	5	9	423
54	193	129	73	54	4	10	14	477
55	354	153	154	100	5	9	22	797
56	327	125	146	133	5	4	31	771
57	316	282	71	9	1	7	16	702
58	305	259	88	19	9	7	16	703
59	239	162	83	24	2	3	9	522
60	243	127	78	18	3	5	9	483
61	214	340	47	25	0	21	12	659
62	276	297	139	25	2	14	26	779
63	219	203	51	39	4	10	5	531
64	283	256	46	36	2	25	15	663
65	408	163	142	117	4	18	31	883
66	367	138	103	113	1	12	25	759
67	411	208	156	102	8	3	28	916
68	367	265	122	171	4	13	33	975
69	325	170	135	80	1	11	17	739
70	365	113	100	110	5	6	15	714

Contd....

Polling Station Level Election Results

Winner, Runner-up and 3rd Party Position & Winning Margin According to Polling Stations in Gandhi Nagar Assembly in Assembly Election (AE) under Bangalore Central Parliamentary Constituency in Karnataka (2023)

Polling Station Number	Winner Party	Winner Votes (%)	Runner-up Party	Runner-up Votes (%)	Winning Margin Votes (%)	Third Party	Third Party Votes (%)	Other Votes (%)
71	INC	331 (40.71)	BJP	257 (31.61)	74 (9.1)	JD(S)	105 (12.92)	120 (14.76)
72	INC	396 (66.22)	JD(S)	76 (12.71)	320 (53.51)	BJP	53 (8.86)	73 (12.21)
73	INC	327 (48.88)	JD(S)	248 (37.07)	79 (11.81)	BJP	73 (10.91)	21 (3.14)
74	INC	410 (45.61)	JD(S)	301 (33.48)	109 (12.13)	BJP	116 (12.9)	72 (8.01)
75	INC	534 (51.05)	JD(S)	317 (30.31)	217 (20.74)	BJP	136 (13)	59 (5.64)
76	INC	565 (57.36)	BJP	180 (18.27)	385 (39.09)	JD(S)	125 (12.69)	115 (11.68)
77	INC	260 (52.95)	BJP	147 (29.94)	113 (23.01)	JD(S)	60 (12.22)	24 (4.89)
78	BJP	408 (74.59)	INC	123 (22.49)	285 (52.1)	JD(S)	7 (1.28)	9 (1.65)
79	BJP	406 (74.77)	INC	108 (19.89)	298 (54.88)	JD(S)	6 (1.1)	23 (4.24)
80	INC	190 (57.06)	BJP	67 (20.12)	123 (36.94)	JD(S)	50 (15.02)	26 (7.81)
81	INC	432 (47.68)	BJP	196 (21.63)	236 (26.05)	IND (KSEEM)	132 (14.57)	146 (16.11)
82	INC	444 (45.35)	BJP	199 (20.33)	245 (25.02)	IND (KSEEM)	171 (17.47)	165 (16.85)
83	INC	289 (38.43)	JD(S)	225 (29.92)	64 (8.51)	BJP	139 (18.48)	99 (13.16)
84	BJP	323 (45.05)	INC	213 (29.71)	110 (15.34)	JD(S)	81 (11.3)	100 (13.95)
85	BJP	139 (44.84)	INC	129 (41.61)	10 (3.23)	JD(S)	19 (6.13)	23 (7.42)
86	INC	188 (44.03)	BJP	162 (37.94)	26 (6.09)	JD(S)	35 (8.2)	42 (9.84)
87	BJP	205 (52.03)	INC	117 (29.7)	88 (22.33)	JD(S)	50 (12.69)	22 (5.58)
88	BJP	165 (45.33)	INC	131 (35.99)	34 (9.34)	JD(S)	41 (11.26)	27 (7.42)
89	INC	391 (55.07)	BJP	172 (24.23)	219 (30.84)	JD(S)	99 (13.94)	48 (6.76)
90	INC	485 (71.75)	JD(S)	125 (18.49)	360 (53.26)	BJP	48 (7.1)	18 (2.66)
91	INC	311 (70.68)	JD(S)	73 (16.59)	238 (54.09)	BJP	48 (10.91)	8 (1.82)
92	BJP	173 (51.95)	INC	125 (37.54)	48 (14.41)	JD(S)	16 (4.8)	19 (5.71)
93	BJP	158 (47.31)	INC	117 (35.03)	41 (12.28)	JD(S)	33 (9.88)	26 (7.78)
94	BJP	259 (46.5)	INC	188 (33.75)	71 (12.75)	JD(S)	45 (8.08)	65 (11.67)
95	INC	226 (42.32)	BJP	212 (39.7)	14 (2.62)	JD(S)	57 (10.67)	39 (7.3)
96	INC	221 (36.41)	BJP	211 (34.76)	10 (1.65)	JD(S)	102 (16.8)	73 (12.03)
97	BJP	158 (34.65)	INC	149 (32.68)	9 (1.97)	JD(S)	81 (17.76)	68 (14.91)
98	BJP	406 (47.88)	INC	337 (39.74)	69 (8.14)	JD(S)	48 (5.66)	57 (6.72)
99	BJP	311 (45.8)	INC	307 (45.21)	4 (0.59)	JD(S)	27 (3.98)	34 (5.01)
100	BJP	303 (51.71)	INC	211 (36.01)	92 (15.7)	JD(S)	30 (5.12)	42 (7.17)
101	BJP	113 (39.1)	INC	112 (38.75)	1 (0.35)	JD(S)	37 (12.8)	27 (9.34)
102	INC	204 (38.78)	BJP	204 (38.78)	0 (0)	JD(S)	73 (13.88)	45 (8.56)
103	INC	277 (47.76)	BJP	181 (31.21)	96 (16.55)	JD(S)	66 (11.38)	56 (9.66)
104	INC	242 (54.63)	BJP	133 (30.02)	109 (24.61)	JD(S)	39 (8.8)	29 (6.55)
105	INC	451 (70.69)	BJP	93 (14.58)	358 (56.11)	JD(S)	59 (9.25)	35 (5.49)

Contd....

DISCLAIMER

The Terms of Use and Disclaimer of Datanet India Private Limited (hereinafter referred to as "Datanet") for use of this analysis report of **Gandhi Nagar Assembly Constituency (Gandhi Nagar Vidhan Sabha)** :-

1. **Assembly Factbook™** is a Registered Trade Mark owned by Datanet.
2. All the maps are sketched and graphical representation only and have not been drawn to the scale and also not to represent the actual geographical area or boundary of the unit.
3. The data for the aforesaid analysis is based on authentic sources and has been culled from the various publications of Census, CSO and NSSO for district and block level data, various central and state government departments, Central & State Elections Commissions and the concerned Returning Officers' releases, Electoral Rolls, Election results and allied publications, internal assessment, surveys, estimates and analysis. Therefore, certain adjustment of data at micro level may have been done to arrive closer to the macro data.
4. Data have been provided on an "As Is" and "As AVAILABLE" basis
5. The colours shown in the maps or diagram and charts of a particular party, alliance or AC are indicative and do not represent them.
6. This publication which includes maps, sheets, graphs and data would be the property under copyright of Datanet only. The user may use these for its internal study, analysis and research purposes. It's public display, re-selling or any commercial uses by the user are not allowed.
7. Datanet has taken due care and caution in compilation and processing of data and allied information, but does not guarantee the accuracy, adequacy or completeness of any information/analysis and will be not responsible for any errors or omissions or for the results obtained from the use of such information/analysis.
8. All the contents for the publication have been culled from various authentic sources and Datanet reasonably believes such sources to be reliable, but does not make any representations, express or implied as to the accuracy or fitness of use of such information. The information or contents of the information/analysis do not constitute advice and should not be relied upon in making (or refraining from making) any decision. Any reliance placed upon the information provided by Datanet is the sole responsibility and strictly at the user's risk.
9. In no event will Datanet be liable for any damages (including, without limitation, damages for loss of business projects, or loss of profits) arising in contract, tort or otherwise from the use of or inability to use any of its contents, or from any action taken (or refrained from being taken) as a result of using the analysis or any of its contents. Datanet its directors, owners, editors, officials, employees, distributor and agents or any associate will not be liable for any errors in the information contained or any consequences arising from the use of the contents of the provided information/analysis.
10. If any provision of these terms and conditions is held invalid or illegal or unenforceable for any reason by any court of competent jurisdiction, such provision shall be severed and the remainder of provisions of the terms and conditions shall continue in full force and effect as if the Term of Use had been executed with the invalid, illegal or unenforceable provision eliminated.
11. If there are any discrepancies in the information provided, please bring it to attention of Datanet for suitable rectification measures.

**Buy Online This Complete Book At
Datanet India eBooks Store**

www.indiastatpublications.com

or go directly at

[http://www.indiastatpublications.com/
Assembly_factbook/Karnataka/Bangalore_Central/
Gandhi_Nagar](http://www.indiastatpublications.com/Assembly_factbook/Karnataka/Bangalore_Central/Gandhi_Nagar)

 **india**stat**elections**

ISBN - 978-93-5763-964-4



9 789357 163964