



Gujarat

Assembly Factbook™

Naroda Assembly Constituency

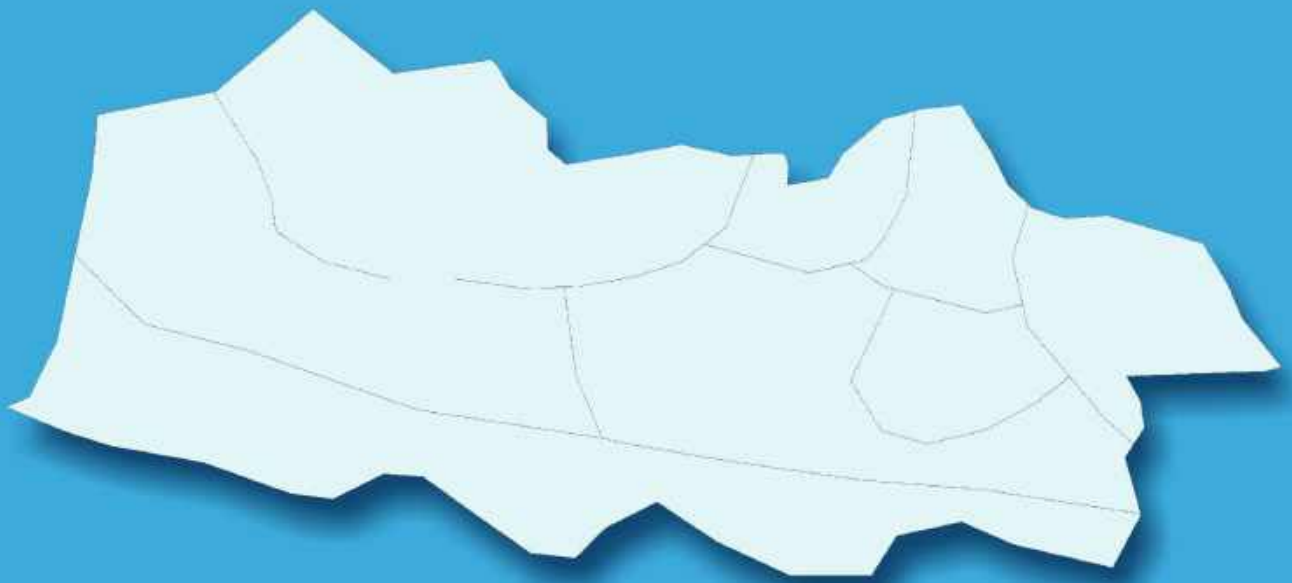


Key Electoral Data of Naroda
Assembly Constituency (Vidhan Sabha)

Gujarat

Assembly Factbook™

Naroda Assembly Constituency



Naroda Vidhan Sabha

Editor & Director

Dr. R.K. Thukral

Research Editor

Dr. Shafeeq Rahman

Compiled, Researched and Published by Datanet India Pvt. Ltd.

D-100, 1st Floor,

Okhla Industrial Area, Phase-I,

New Delhi- 110020.

Ph.: 91-11- 43580781-84

Email : support@indiastatpublications.com

Website : www.indiastatelections.com

Online Book Store :

www.indiastatpublications.com

Report No. : AFB/GJ-047-0125

ISBN : 978-93-5905-134-5

First Edition : January, 2018

Eighth Updated Edition : January, 2025

Price : Rs. 11500/-

US\$ 310

© **Datanet India Pvt. Ltd.**

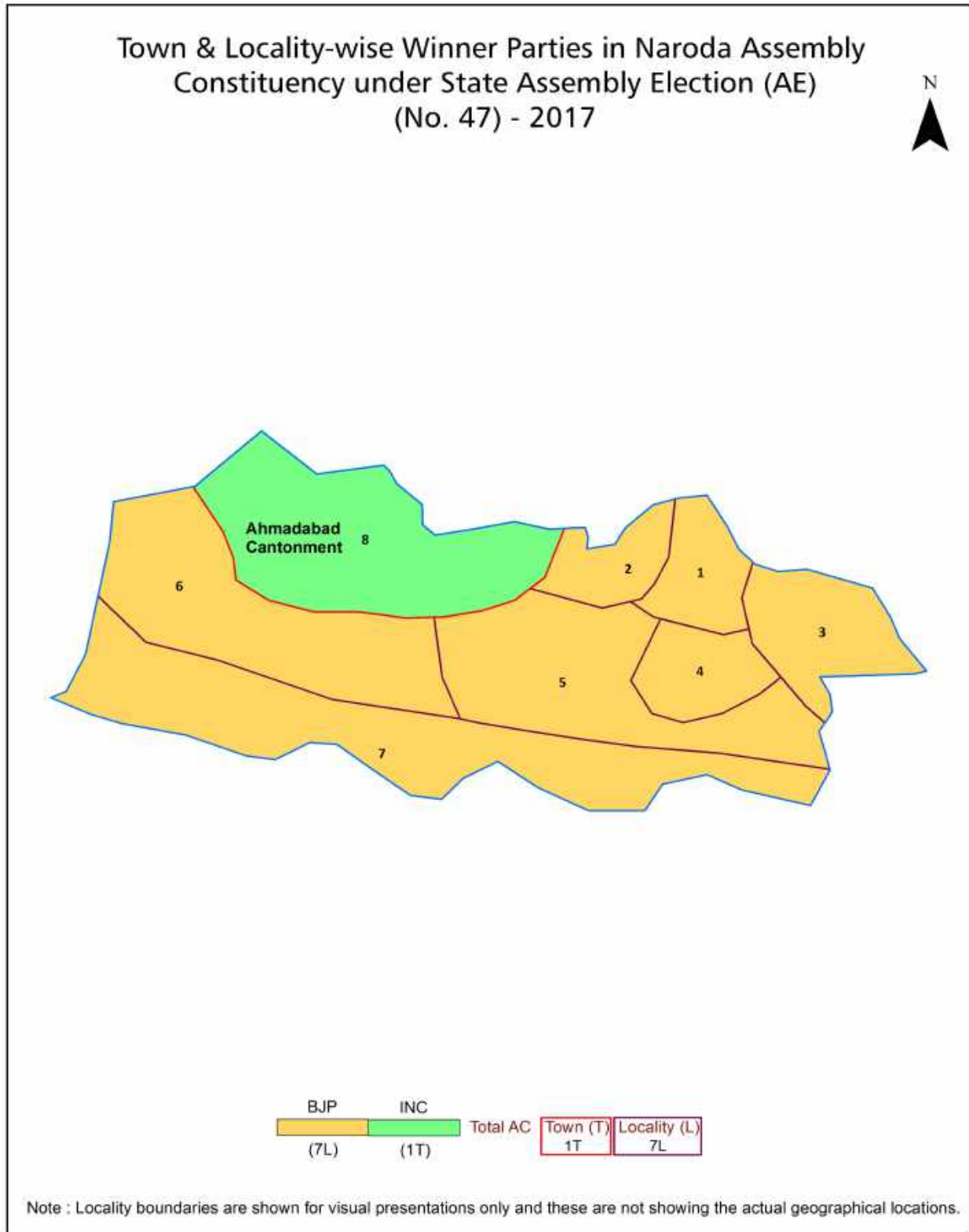
All rights reserved. No part of this book may be reproduced, stored in a retrieval system or transmitted in any form or by any means, mechanical photocopying, photographing, scanning, recording or otherwise without the prior written permission of the publisher. Please refer to Disclaimer at page no. 200 for the use of this publication.

Printed in India

Contents

No.	Particulars	Page No.
	Introduction	
1	Assembly Constituency - (Vidhan Sabha) at a Glance Features of Assembly as per Delimitation Commission of India (2008)	1-2
	Location and Political Maps	
2	Location Map Boundaries of Assembly Constituency - (Vidhan Sabha) in District Boundaries of Assembly Constituency under Parliamentary Constituency - (Lok Sabha) Town & Village-wise Winner Parties- 2024, 2022, 2019, 2017, 2014, 2012 and 2009	3-11
	Administrative Setup (2011)	
3	District Sub-district Towns Villages Inhabited Villages Uninhabited Villages Village Panchayat Intermediate Panchayat	12-12
	Demographics (2011)	
4	Population Households Rural/Urban Population Towns and Villages by Population Size Sex Ratio (Total & 0-6 Years) Religious Population Social Population Literacy Rate	13-14
	Electoral Features	
5	Important Dates of Last Elections Held Electors by Gender Service Electors Voters Voters Turnout Polling Stations & Average Number of Electors per Polling Station Electors by Age Group Present Elected Representatives	15-20
	Historical Summary Election Results	
6	Vote Share of Major Parties Winning Margin (Number & Percentage) Polarity of Parties Summary Result of Assembly Segment of Parliamentary Elections 2024, 2019, 2014, 2009, 2004 and 1999 Summary Result of Assembly Elections 2022, 2017, 2012, 2007, 2002, 1998, 1995, 1990, 1985, 1980, 1975, 1972 and 1967	21-42
	Polling Station Level Election Results	
7	Name and Number of Polling Station 2024, 2022, 2019, 2017, 2014, 2012 and 2009 Polling Station-wise Electors, Voters & Voters Turnout 2024, 2022, 2019, 2017, 2014, 2012 and 2009 Polling Station wise Elections Results 2024, 2022, 2019, 2017, 2014, 2012 and 2009	43-195
	Share of Assembly Constituency	
8	Share of Assembly Constituency - (Vidhan Sabha) in State, District and Parliamentary Constituency - (Lok Sabha)	196
9	Abbreviation & Sources	198-199
10	Disclaimer	200

Location & Political Map

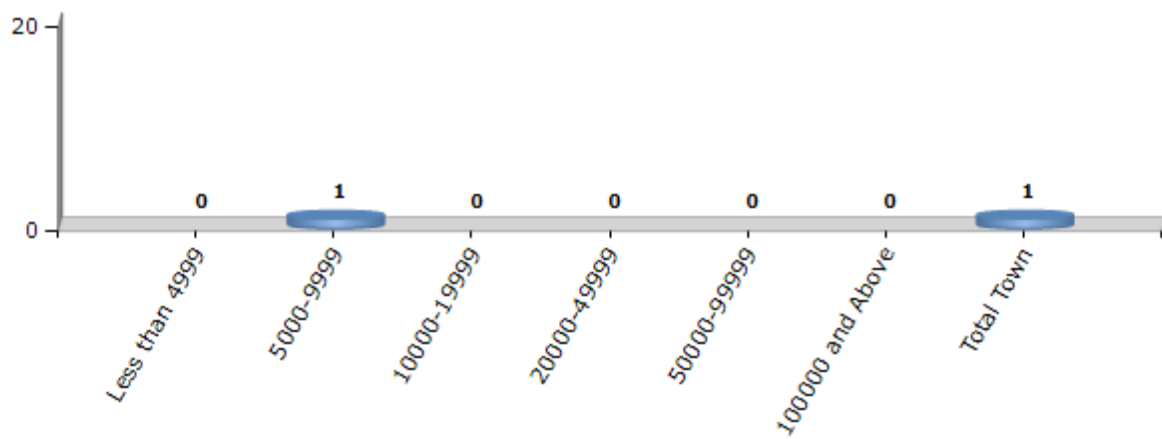


Demographics

Number of Towns by Population Size - 2011

Less than 4999	5000-9999	10000-19999	20000-49999	50000-99999	100000 and Above	Total Town
0	1	0	0	0	0	1

Number of Towns by Population Size - 2011

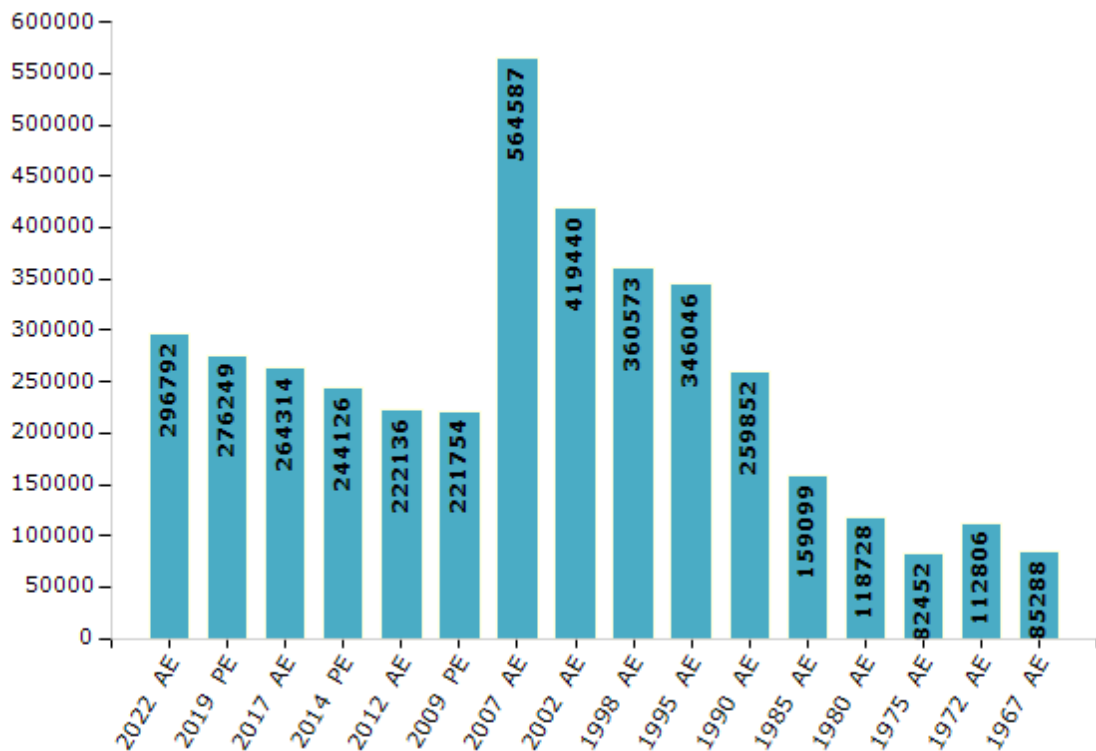


Electoral Features

Electors by Male & Female

Year	Male	Female	Others	Total	Year	Male	Female	Others	Total
2022 AE	156961	139799	32	296792	1998 AE	188610	171963	-	360573
2019 PE	146718	129505	26	276249	1995 AE	180424	165622	-	346046
2017 AE	140804	123488	22	264314	1990 AE	138848	121004	-	259852
2014 PE	130804	113318	4	244126	1985 AE	85648	73451	-	159099
2012 AE	119378	102758	0	222136	1980 AE	64659	54069	-	118728
2009 PE	117695	104059	-	221754	1975 AE	44835	37617	-	82452
2007 AE	297493	267094	-	564587	1972 AE	60486	52320	-	112806
2004 PE	-	-	-	-	1967 AE	-	-	-	85288
2002 AE	222460	196980	-	419440	1962 AE	-	-	-	-
1999 PE	-	-	-	-					

Number of Electors

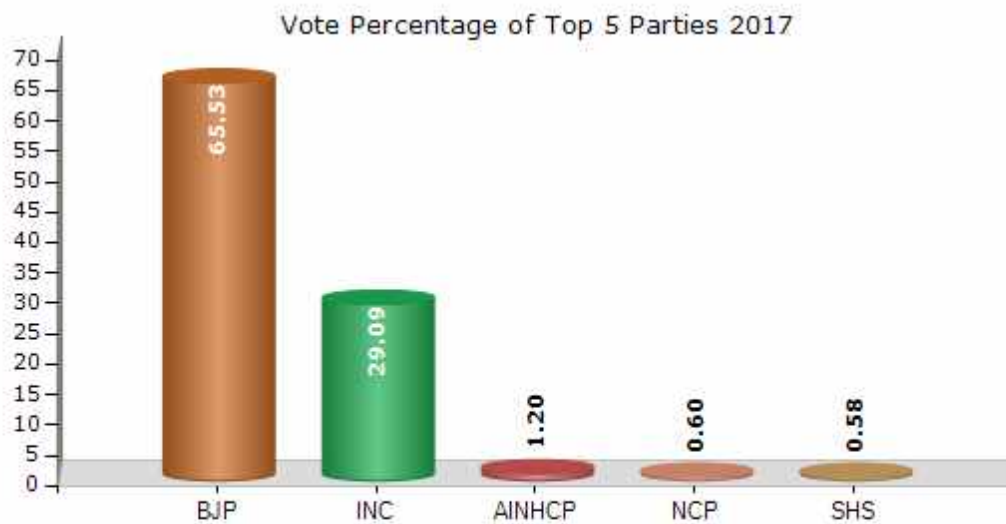


Note : AE : Assembly Election, PE : Assembly Segment of Parliamentary Election

Historical Summary Election Results

Summary Result of Assembly Election - 2017

Candidate Name	Party	Votes	Votes %
Thawani Balram Khubchand	BJP	108168	65.53
Tiwari Omprakash Darogaprasad	INC	48026	29.09
Amitbhai Mohanbhai Patel	AINHCP	1976	1.2
Nikulsinh Kamalsinh Tomar	NCP	990	0.6
Rajput Rahulsinh Kishorsinh	SHS	957	0.58
Brijesh Sharma	IND	751	0.45
Chauhan Narendrasinh Makhatulsingh	IND	580	0.35
Dashrath M.Devda	IND	409	0.25
Kashyap Rajkumar Nankubhai	RMGP	185	0.11
Nita Bhulchandani	RSP(S)	183	0.11
	NOTA	2852	1.73



Polling Station Level Election Results

Number and Name of Polling Stations (PS) (2022)

Number of Polling Stations	Name of Polling Stations	Number of Polling Stations	Name of Polling Stations
1	Hansol Primary School No. 1-2, Room No. 1, Hansol Gam, Ahmedabad	22	Nobalnagar Gujarati School No. 3-4, Room No. 1, Nobalnagar, Ahmedabad
2	Hansol Primary School No. 1-2, Room No. 5, Hansol Gam, Ahmedabad	23	Nobalnagar Gujarati School No. 3-4, Room No. 2, Nobalnagar, Ahmedabad
3	Hansol Primary School No. 1-2, Room No. 2, Hansol Gam, Ahmedabad	24	Nobalnagar Gujarati School No. 3-4, Room No. 9, Nobalnagar, Ahmedabad
4	Hansol Primary School No. 1-2, Room No. 3, Hansol Gam, Ahmedabad	25	Ramkishan Tripathy Highschool, Room No. 2, Nobalnagar, Ahmedabad
5	Hansol Primary School No. 1-2, Room No. 6, Hansol Gam, Ahmedabad	26	Ramkishan Tripathy Highschool, Room No. 5, Nobalnagar, Ahmedabad
6	Hansol Primary School No. 1-2, Room No. 4, Hansol Gam, Ahmedabad	27	Ramkishan Tripathy Highschool, Room No. 6, Nobalnagar, Ahmedabad
7	Hansol Primary School No. 1-2, Room No. 7, Hansol Gam, Ahmedabad	28	Nobalnagar Gujarati School No. 3-4, Room No. 3, Nobalnagar, Ahmedabad
8	Shastri Vidhyavihar, Room No. 1, Hansol, Ahmedabad	29	Telent School, Room No 1, Nr. Nobalnagar Turning, Ahmedabad, Ahmedabad
9	Sardar Nagar A.M.C. Zonal Office, Room No. 1, Opp.Sardar Nagar Police Station,Ambawadi,Sardarnagar, Ahmedabad	30	Telent School, Room No 2, Nr. Nobalnagar Turning, Ahmedabad, Ahmedabad
10	Sardar Nagar A.M.C. Zonal Office, Room No. 2, Opp.Sardar Nagar Police Station,Ambawadi,Sardarnagar, Ahmedabad	31	Nobalnagar Gujarati School No. 3-4, Room No. 4, Nobalnagar, Ahmedabad
11	Hansol Primary School No. 1-2, Room No. 8, Hansol Gam, Ahmedabad	32	Nobalnagar Hindi Primary School No.- 2, Room No.- 1, Nobalnagar, Ahmedabad
12	Sardarnagar Gujarati Hindi Primary School No. 1-2, Room No. 7, Jawahar Colony, Ambavadi, Sardarnagar, Ahmedabad	33	Nobalnagar Gujarati School No. 3-4, Room No 5, Nobalnagar, Ahmedabad
13	Revabai Vidya Vihar High School, Room No. 1, Kotarpur Village, Ahmedabad	34	Ramkishan Tripathy Highschool, Room No. 3, Nobalnagar, Ahmedabad
14	Revabai Vidya Vihar High School, Room No. 2, Kotarpur Village, Ahmedabad	35	Prathna Vidhyalay, Room No 1, Nobalnagar, Ahmedabad
15	Revabai Vidya Vihar High School, Room No. 3, Kotarpur Village, Ahmedabad	36	Prathna Vidhyalay, Room No. 4, Nobalnagar, Ahmedabad
16	Kotarpur Guj. Primary School No. 1-2, Room No. 1, Kotarpur Village, Ahmedabad	37	Prathna Vidhyalay, Room No 2, Nobalnagar, Ahmedabad
17	Kotarpur Guj. Primary School No. 1-2, Room No. 2, Kotarpur Village, Ahmedabad	38	Prathna Vidhyalay, Room No 3, Nobalnagar, Ahmedabad
18	Kotarpur Guj. Primary School No. 1-2, Room No. 3, Kotarpur Village, Ahmedabad	39	Nobalnagar Gujarati School No. 3-4, Room No. 6, Nobalnagar, Ahmedabad
19	Kotarpur Guj. Primary School No. 1-2, Room No. 4, Kotarpur Village, Ahmedabad	40	Nobalnagar Gujarati School No. 3-4, Room No. 7, Nobalnagar, Ahmedabad
20	Ramkishan Tripathy Highschool, Room No. 1, Nobalnagar, Ahmedabad	41	Nobalnagar Gujarati School No. 3-4, Room No. 8, Nobalnagar, Ahmedabad
21	Ramkishan Tripathy Highschool, Room No.5, Nobalnagar, Ahmedabad	42	Nobalnagar Gujarati School No. 3-4, Room No- 10, Nobalnagar, Ahmedabad

Contd....

Polling Station Level Election Results

Polling Station-wise Votes Secured by Overall Top Five Parties in Naroda Assembly in Assembly Election (AE) under Ahmedabad East Parliamentary Constituency in Gujarat (2022)

Number of Polling Station	Winner - Kukrani Payal Manojkumar (BJP)	Runner-up - Omprakash Darogaprasad Tiwari (AAP)	3rd - Meghraj Dodwani (NCP)	4th - Sharma Brijesh Kumar Ujagarlal (IND)	5th - Suthar Amit (IND)	NOTA	Other	Total Votes Secured
36	545	99	12	3	2	2	15	678
37	462	104	11	1	2	11	10	601
38	540	120	22	1	1	5	11	700
39	459	213	13	3	4	9	16	717
40	335	117	11	1	3	7	21	495
41	372	139	16	7	6	10	14	564
42	366	159	10	7	2	5	9	558
43	302	116	14	4	2	6	8	452
44	479	105	14	4	3	6	15	626
45	457	112	11	2	7	5	15	609
46	387	197	10	3	7	5	20	629
47	591	123	16	1	1	9	12	753
48	329	381	33	13	8	11	36	811
49	321	185	14	10	7	2	22	561
50	491	162	11	4	2	2	8	680
51	533	157	26	19	7	5	28	775
52	496	232	28	7	7	7	12	789
53	652	65	21	2	2	11	9	762
54	622	65	18	2	4	6	9	726
55	592	77	29	1	5	11	14	729
56	207	53	13	0	0	6	4	283
57	706	59	32	9	7	3	21	837
58	517	38	15	1	2	2	5	580
59	493	52	13	6	4	11	0	579
60	535	79	24	0	2	10	5	655
61	413	55	10	1	5	6	5	495
62	439	55	28	1	4	7	8	542
63	496	48	16	1	6	6	6	579
64	621	57	18	4	4	6	6	716
65	502	71	30	0	2	6	3	614
66	478	99	13	1	5	9	9	614
67	474	103	17	5	4	8	12	623
68	499	76	15	5	4	1	6	606
69	478	61	13	4	3	0	9	568
70	439	38	16	4	2	2	9	510

Contd....

Polling Station Level Election Results

Winner, Runner-up and 3rd Party Position & Winning Margin According to Polling Stations in Naroda Assembly in Assembly Election (AE) under Ahmedabad East Parliamentary Constituency in Gujarat (2022)

Polling Station Number	Winner Party	Winner Votes (%)	Runner-up Party	Runner-up Votes (%)	Winning Margin Votes (%)	Third Party	Third Party Votes (%)	Other Votes (%)
71	BJP	212 (54.92)	AAP	101 (26.17)	111 (28.75)	NCP	54 (13.99)	19 (4.92)
72	BJP	273 (63.34)	AAP	88 (20.42)	185 (42.92)	NCP	41 (9.51)	29 (6.73)
73	BJP	331 (81.53)	AAP	46 (11.33)	285 (70.2)	NCP	14 (3.45)	15 (3.69)
74	BJP	284 (63.96)	AAP	94 (21.17)	190 (42.79)	NCP	37 (8.33)	29 (6.53)
75	BJP	306 (50.92)	AAP	215 (35.77)	91 (15.15)	NCP	28 (4.66)	52 (8.65)
76	BJP	270 (62.94)	AAP	101 (23.54)	169 (39.4)	NCP	31 (7.23)	27 (6.29)
77	BJP	276 (62.87)	AAP	81 (18.45)	195 (44.42)	NCP	33 (7.52)	49 (11.16)
78	BJP	333 (65.81)	AAP	88 (17.39)	245 (48.42)	NCP	28 (5.53)	57 (11.26)
79	BJP	678 (85.18)	AAP	71 (8.92)	607 (76.26)	NCP	23 (2.89)	24 (3.02)
80	BJP	673 (86.39)	AAP	64 (8.22)	609 (78.17)	NCP	16 (2.05)	26 (3.34)
81	BJP	691 (90.56)	AAP	42 (5.5)	649 (85.06)	IND (SBU)	6 (0.79)	24 (3.15)
82	BJP	528 (86.27)	AAP	45 (7.35)	483 (78.92)	NCP	13 (2.12)	26 (4.25)
83	BJP	705 (80.11)	AAP	127 (14.43)	578 (65.68)	NCP	18 (2.05)	30 (3.41)
84	BJP	536 (74.03)	AAP	132 (18.23)	404 (55.8)	NCP	24 (3.31)	32 (4.42)
85	BJP	644 (84.63)	AAP	79 (10.38)	565 (74.25)	NCP	13 (1.71)	25 (3.29)
86	BJP	562 (80.98)	AAP	100 (14.41)	462 (66.57)	NCP	19 (2.74)	13 (1.87)
87	BJP	436 (74.28)	AAP	85 (14.48)	351 (59.8)	NCP	38 (6.47)	28 (4.77)
88	BJP	543 (83.54)	AAP	73 (11.23)	470 (72.31)	NCP	11 (1.69)	23 (3.54)
89	BJP	337 (86.86)	AAP	27 (6.96)	310 (79.9)	NCP	12 (3.09)	12 (3.09)
90	BJP	388 (89.61)	AAP	25 (5.77)	363 (83.84)	NCP	8 (1.85)	12 (2.77)
91	BJP	458 (67.06)	AAP	120 (17.57)	338 (49.49)	NCP	62 (9.08)	43 (6.3)
92	BJP	375 (62.71)	AAP	116 (19.4)	259 (43.31)	NCP	56 (9.36)	51 (8.53)
93	BJP	408 (68.57)	AAP	116 (19.5)	292 (49.07)	NCP	32 (5.38)	39 (6.55)
94	BJP	294 (79.25)	AAP	28 (7.55)	266 (71.7)	NCP	18 (4.85)	31 (8.36)
95	BJP	414 (61.88)	AAP	173 (25.86)	241 (36.02)	NCP	56 (8.37)	26 (3.89)
96	AAP	348 (51.94)	BJP	174 (25.97)	174 (25.97)	NCP	129 (19.25)	19 (2.84)
97	BJP	374 (60.23)	AAP	147 (23.67)	227 (36.56)	NCP	82 (13.2)	18 (2.9)
98	BJP	371 (58.61)	AAP	181 (28.59)	190 (30.02)	NCP	62 (9.79)	19 (3)
99	BJP	183 (50.69)	AAP	138 (38.23)	45 (12.46)	NCP	16 (4.43)	24 (6.65)
100	AAP	148 (48.84)	BJP	119 (39.27)	29 (9.57)	NCP	21 (6.93)	15 (4.95)
101	BJP	448 (73.2)	AAP	87 (14.22)	361 (58.98)	NCP	44 (7.19)	33 (5.39)
102	BJP	411 (60.18)	AAP	161 (23.57)	250 (36.61)	NCP	83 (12.15)	28 (4.1)
103	BJP	453 (79.2)	AAP	86 (15.03)	367 (64.17)	NCP	16 (2.8)	17 (2.97)
104	BJP	224 (59.89)	AAP	108 (28.88)	116 (31.01)	NCP	28 (7.49)	14 (3.74)
105	NCP	149 (33.41)	BJP	132 (29.6)	17 (3.81)	AAP	131 (29.37)	34 (7.62)

Contd....

DISCLAIMER

The Terms of Use and Disclaimer of Datanet India Private Limited (hereinafter referred to as "Datanet") for use of this analysis report of **Naroda Assembly Constituency (Naroda Vidhan Sabha)** :-

1. **Assembly Factbook™** is a Registered Trade Mark owned by Datanet.
2. All the maps are sketched and graphical representation only and have not been drawn to the scale and also not to represent the actual geographical area or boundary of the unit.
3. The data for the aforesaid analysis is based on authentic sources and has been culled from the various publications of Census, CSO and NSSO for district and block level data, various central and state government departments, Central & State Elections Commissions and the concerned Returning Officers' releases, Electoral Rolls, Election results and allied publications, internal assessment, surveys, estimates and analysis. Therefore, certain adjustment of data at micro level may have been done to arrive closer to the macro data.
4. Data have been provided on an "As Is" and "As AVAILABLE" basis
5. The colours shown in the maps or diagram and charts of a particular party, alliance or AC are indicative and do not represent them.
6. This publication which includes maps, sheets, graphs and data would be the property under copyright of Datanet only. The user may use these for its internal study, analysis and research purposes. It's public display, re-selling or any commercial uses by the user are not allowed.
7. Datanet has taken due care and caution in compilation and processing of data and allied information, but does not guarantee the accuracy, adequacy or completeness of any information/analysis and will be not responsible for any errors or omissions or for the results obtained from the use of such information/analysis.
8. All the contents for the publication have been culled from various authentic sources and Datanet reasonably believes such sources to be reliable, but does not make any representations, express or implied as to the accuracy or fitness of use of such information. The information or contents of the information/analysis do not constitute advice and should not be relied upon in making (or refraining from making) any decision. Any reliance placed upon the information provided by Datanet is the sole responsibility and strictly at the user's risk.
9. In no event will Datanet be liable for any damages (including, without limitation, damages for loss of business projects, or loss of profits) arising in contract, tort or otherwise from the use of or inability to use any of its contents, or from any action taken (or refrained from being taken) as a result of using the analysis or any of its contents. Datanet its directors, owners, editors, officials, employees, distributor and agents or any associate will not be liable for any errors in the information contained or any consequences arising from the use of the contents of the provided information/analysis.
10. If any provision of these terms and conditions is held invalid or illegal or unenforceable for any reason by any court of competent jurisdiction, such provision shall be severed and the remainder of provisions of the terms and conditions shall continue in full force and effect as if the Term of Use had been executed with the invalid, illegal or unenforceable provision eliminated.
11. If there are any discrepancies in the information provided, please bring it to attention of Datanet for suitable rectification measures.

**Buy Online This Complete Book At
Datanet India eBooks Store**

www.indiastatpublications.com

or go directly at

[http://www.indiastatpublications.com/
Assembly_factbook/Gujarat/Ahmedabad_East/ Naroda](http://www.indiastatpublications.com/Assembly_factbook/Gujarat/Ahmedabad_East/Naroda)

 **indiastat**elections

ISBN : 978-93-5905-134-5



9 789359 051345