



Delhi

Assembly Factbook™

Janakpuri Assembly Constituency

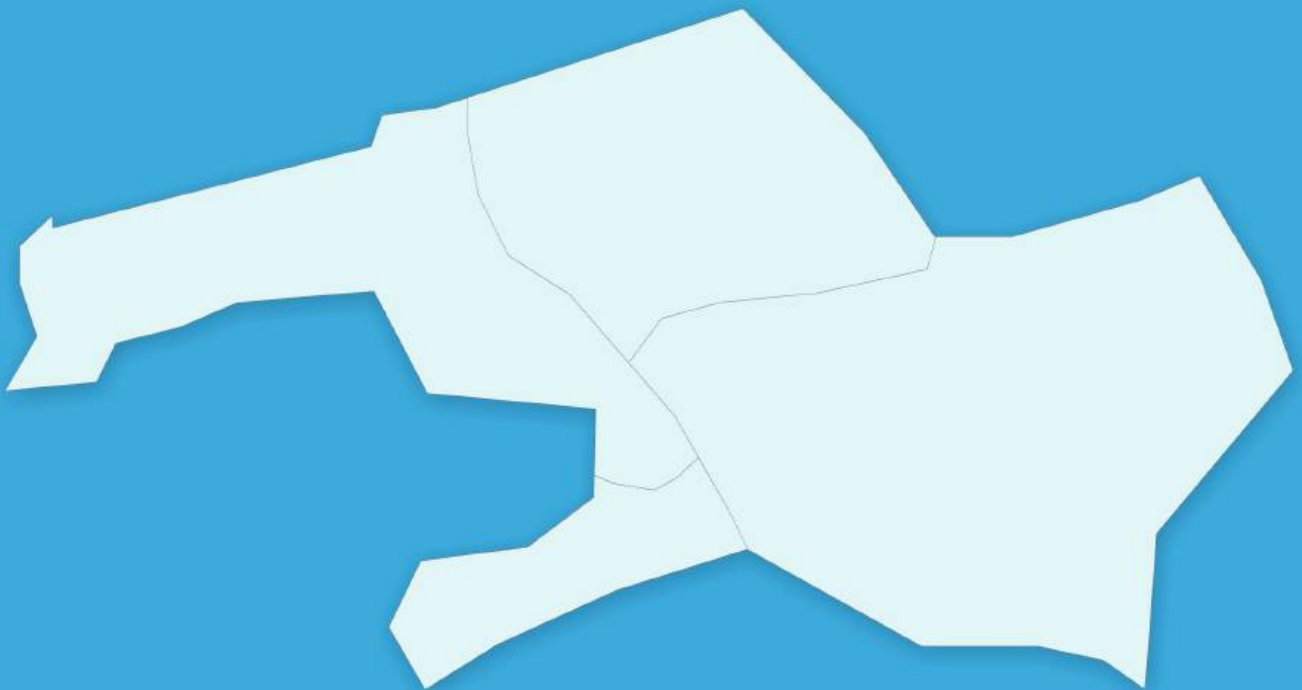


Key Electoral Data of Janakpuri
Assembly Constituency (Vidhan Sabha)

Delhi

Assembly Factbook™

Janakpuri Assembly Constituency



Janakpuri Vidhan Sabha

Editor & Director

Dr. R.K. Thukral

Research Editor

Dr. Shafeeq Rahman

Compiled, Researched and Published by Datanet India Pvt. Ltd.

D-100, 1st Floor,

Okhla Industrial Area, Phase-I,
New Delhi- 110020.

Ph.: 91-11- 43580781-84

Email : support@indiastatpublications.com

Website : www.indiastatelections.com

Online Book Store :

www.indiastatpublications.com

Report No. : AFB/DL-30-0123

ISBN : 978-93-5293-416-4

First Edition : January, 2018

Sixth Updated Edition : January, 2023

Price : Rs. 11500/-

US\$ 310

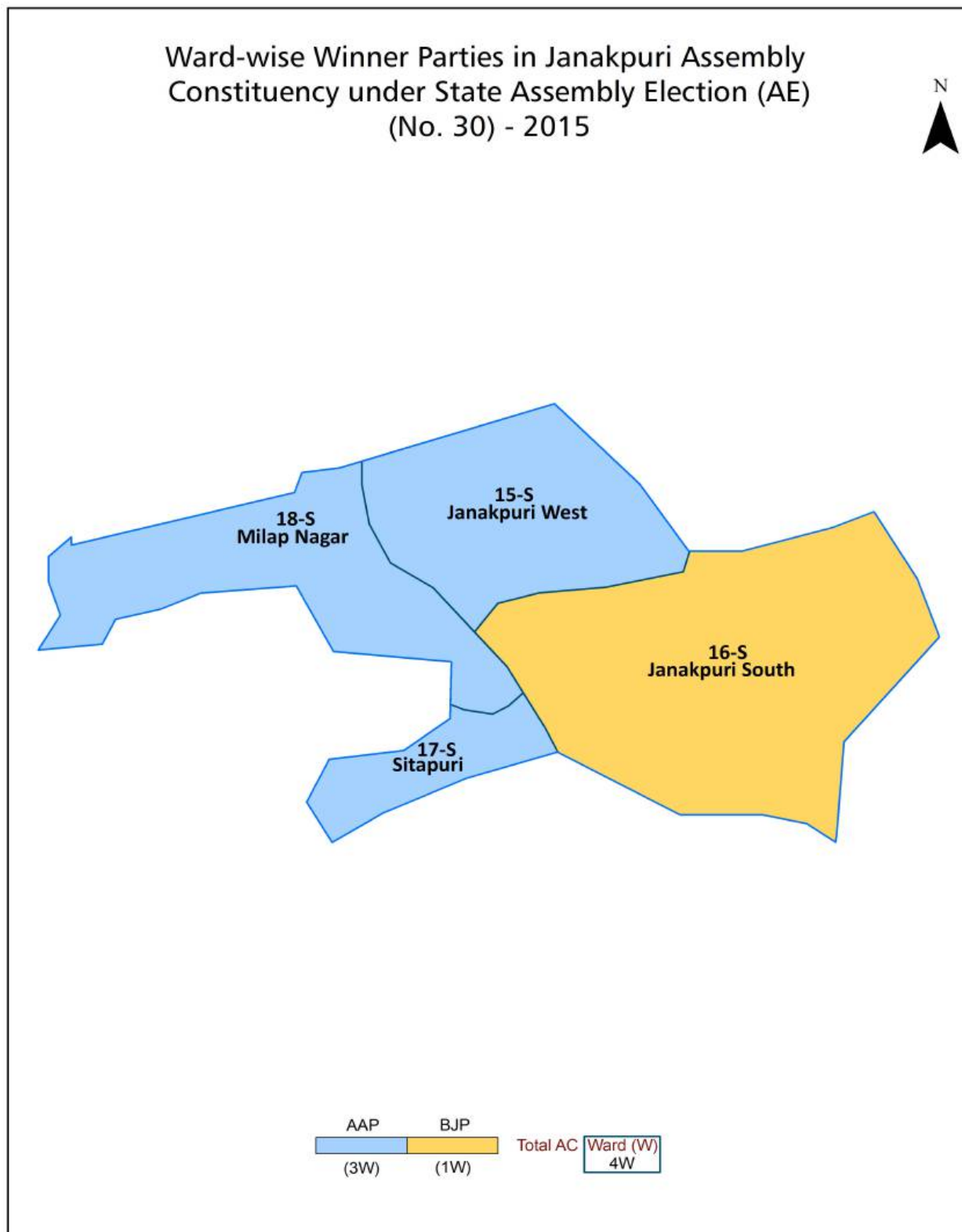
© Datanet India Pvt. Ltd.

All rights reserved. No part of this book may be reproduced, stored in a retrieval system or transmitted in any form or by any means, mechanical photocopying, photographing, scanning, recording or otherwise without the prior written permission of the publisher. Please refer to Disclaimer at page no. 179 for the use of this publication.

Printed in India

No.	Particulars	Page No.
1	Introduction Assembly Constituency at a Glance Features of Assembly as per Delimitation Commission of India (2008)	1-2
2	Location and Political Maps Location Map Boundaries of Assembly Constituency in District Boundaries of Assembly Constituency under Parliamentary Constituency Ward-wise Winner Parties- 2020, 2019, 2015, 2014, 2013, 2009 and 2008	3-11
3	Administrative Setup & Demographics (2011) Ward Name Ward Number Population Population by Ward Sex Ratio Religious Population Social Population	12
4	Electoral Features Important Dates of Last Elections Held Electors by Gender Service Electors Voters Voters Turnout Polling Stations & Average Number of Electors per Polling Station Electors by Age Group Present Elected Representatives	13-18
5	Historical Summary Election Results Vote Share of Major Parties Winning Margin (Number & Percentage) Polarity Summary Result of Assembly Segment of Parliamentary Election 2019, 2014, 2009, 2004 and 1999 Summary Result of Assembly Elections 2020, 2015, 2013, 2008, 2003, 1998 and 1993	19-34
6	Polling Station Level Election Results Name and Number of Polling Station 2020, 2019, 2015, 2014, 2013, 2009 and 2008 Polling Station-wise Electoral, Voter & Voter Turnout 2020, 2019, 2015, 2014, 2013, 2009 and 2008 Polling Station wise Elections Results 2020, 2019, 2015, 2014, 2013, 2009 and 2008	35-161
7	MCD Ward Election Result MCD Election 2017 and 2012	162-172
8	Share of Assembly Constituency Share of Assembly Constituency in State and Parliamentary Constituency	173
9	Abbreviation & Sources	176-177
10	Disclaimer	179

Location & Political Map

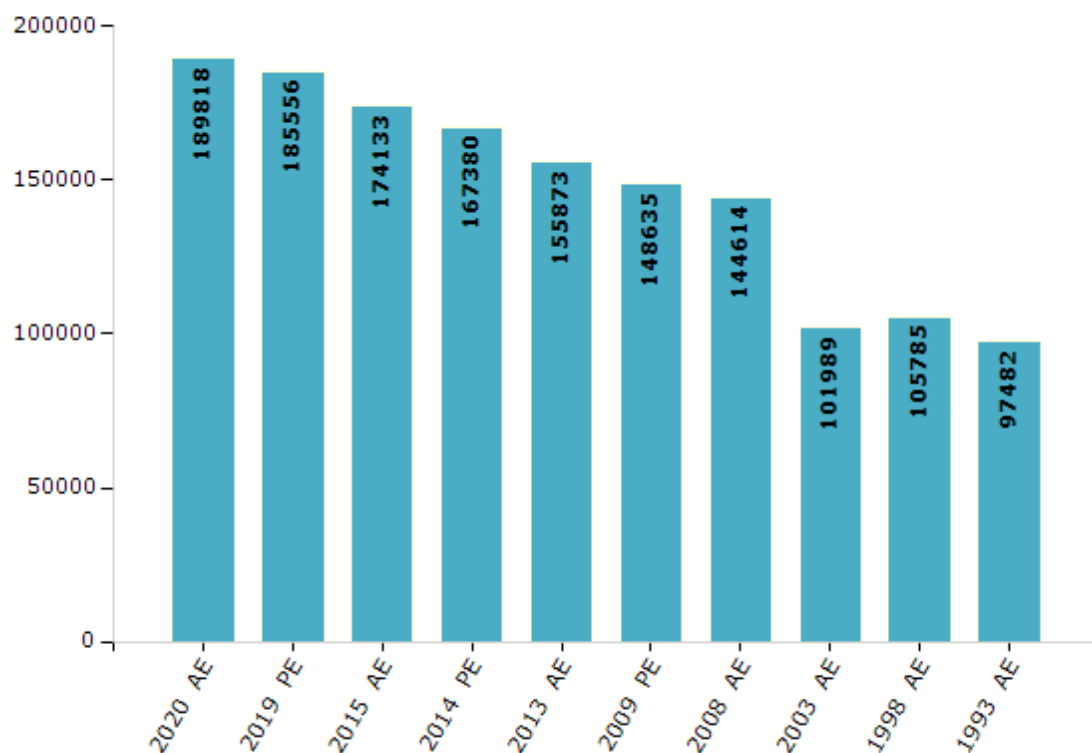


Electoral Features

Electors by Male & Female

Year	Male	Female	Others	Total	Year	Male	Female	Others	Total
2020 AE	100454	89353	11	189818	2003 AE	54000	47989	-	101989
2019 PE	98273	87271	12	185556	1999 PE	-	-	-	-
2015 AE	93093	81032	8	174133	1998 AE	57197	48588	-	105785
2014 PE	89449	77923	8	167380	1993 AE	53629	43853	-	97482
2013 AE	82972	72898	3	155873	1983 AE	-	-	-	-
2009 PE	79862	68773	0	148635	1977 AE	-	-	-	-
2008 AE	77405	67209	-	144614	1972 AE	-	-	-	-
2004 PE	-	-	-	-	1952 AE	-	-	-	-

Number of Electors

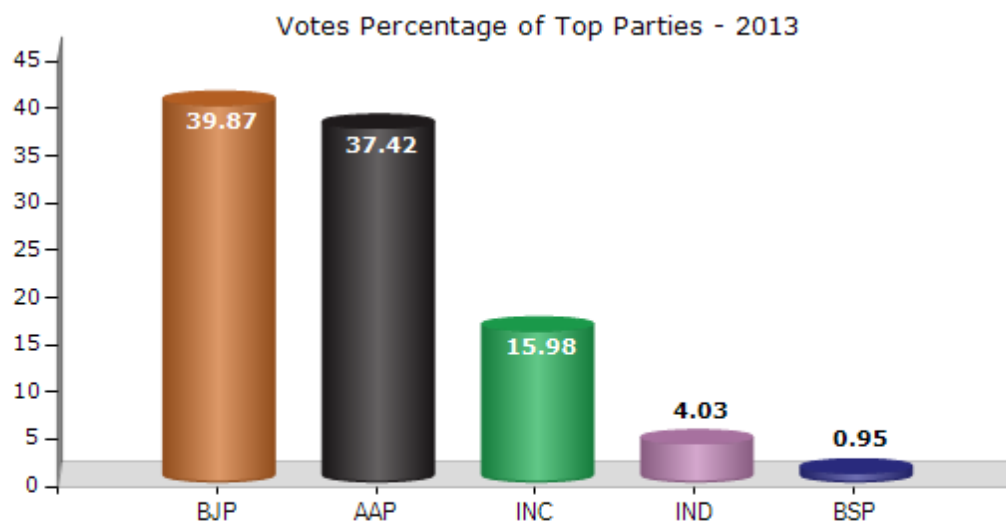


Note : AE : Assembly Election, PE : Assembly Segment of Parliamentary Election

Historical Summary Election Results

Summary Result of Assembly Election - 2013

Candidate Name	Party	Votes	Votes %
Prof. Jagdish Mukhi	BJP	42886	39.87
Rajesh Rishi	AAP	40242	37.42
Ragini Nayak	INC	17191	15.98
Sanjay Puri	IND	4332	4.03
Hari Prakash Singh	BSP	1019	0.95
Pankaj Singh	JD(U)	379	0.35
Virender Jha	PBI	304	0.28
Sukh Lal	IND	142	0.13
K Swarna	DMDK	110	0.1
Alok Sharma	IND	71	0.07
Deepak Arora	IND	71	0.07
	NOTA	805	0.75



Polling Station Level Election Results

Number and Name of Polling Stations (PS) (2020)

Number of Polling Stations	Name of Polling Stations	Number of Polling Stations	Name of Polling Stations
1	Sdmc Pry School A1B Janakpuri	22	St.Francis Desales Sss A4C Janak Puri
2	Sdmc Pry School A1B Janakpuri	23	St. Marks Sr.Sec. School A-Block Opp. C1 Block Janak Puri
3	Sdmc Pry School A1B Janakpuri	24	St. Marks Sr.Sec. School A-Block Opp. C1 Block Janak Puri
4	Govt Boys Sr.Sec. School A Block Janak Puri	25	Sdmc Pry School (Nigam Pratibha Vidyalaya C1 Janakpuri)
5	Govt Boys Sr.Sec. School A Block Janak Puri	26	Sdmc Pry School (Nigam Pratibha Vidyalaya C1 Janakpuri)
6	Govt Boys Sr.Sec. School A Block Janak Puri	27	Sdmc Pry School (Nigam Pratibha Vidyalaya C1 Janakpuri)
7	Sarvodaya Kanya Vidyalaya A Block Janak Puri	28	Sdmc Pry School (Nigam Pratibha Vidyalaya C1 Janakpuri)
8	Sarvodaya Kanya Vidyalaya A Block Janak Puri	29	Central School C Block Janak Puri
9	Sarvodaya Kanya Vidyalaya A Block Janak Puri	30	Central School C Block Janak Puri
10	Govt Boys Sr.Sec. School A Block Janak Puri	31	Central School C Block Janak Puri
11	Sdmc Pry School Possangipur Village Janak Puri	32	Central School C Block Janak Puri
12	Sdmc Pry School Possangipur Village Janak Puri	33	Sarvodaya Kanya Vidyalaya C Block Janak Puri
13	Sdmc Pry School Possangipur Village Janak Puri	34	Sdmc Pry School C4E Janak Puri
14	Sdmc Pry School Possangipur Village Janak Puri	35	Sdmc Pry School C4E Janak Puri
15	Sdmc Pry School Possangipur Village Janak Puri	36	Sdmc Pry School C4E Janak Puri
16	Sdmc Pry School Possangipur Village Janak Puri	37	Sdmc Pry School C4E Janak Puri
17	Sdmc Pry School A4C Janakpuri	38	Sarvodaya Kanya Vidyalaya C Block Janak Puri
18	Sdmc Pry School A4C Janakpuri	39	Sarvodaya Kanya Vidyalaya C Block Janak Puri
19	Sdmc Pry School A4C Janakpuri	40	Sarvodaya Kanya Vidyalaya C Block Janak Puri
20	Sdmc Pry School A4C Janakpuri	41	Sarvodaya Kanya Vidyalaya C Block Janak Puri
21	St.Francis Desales Sss A4C Janak Puri	42	Rainbow Public School Cblock Janak Puri

Contd....

Polling Station Level Election Results

Polling Station-wise Votes Secured by Overall Top Five Parties in Janakpuri Assembly in Assembly Election (AE) under West Delhi Parliamentary Constituency in Delhi (2020)

Number of Polling Station	Winner - Rajesh Rishi (AAP)	Runner-up - Ashish Sood (BJP)	3rd - Radhika Khera (INC)	4th - Raj Kumar (BSP)	5th - Ramesh Chand Verma (IND)	NOTA	Other	Total Votes Secured
36	220	197	4	1	1	8	0	431
37	214	223	14	0	3	2	0	456
38	290	282	12	1	2	2	1	590
39	215	166	4	2	0	1	0	388
40	297	234	14	1	0	4	0	550
41	186	230	12	1	0	2	0	431
42	286	299	20	3	1	4	0	613
43	228	232	22	2	1	6	0	491
44	323	405	9	2	1	9	0	749
45	203	237	15	2	4	2	0	463
46	208	272	9	1	0	3	0	493
47	177	280	7	0	0	7	0	471
48	224	271	5	0	0	5	0	505
49	266	257	11	1	2	4	0	541
50	259	218	10	0	3	2	1	493
51	256	323	11	3	4	3	1	601
52	301	282	13	0	0	2	0	598
53	299	330	8	0	1	4	2	644
54	229	147	4	3	1	3	1	388
55	495	247	17	0	1	2	0	762
56	448	214	18	0	1	2	0	683
57	369	168	4	0	2	2	0	545
58	465	201	12	1	1	1	0	681
59	384	146	14	2	1	1	0	548
60	522	233	12	1	3	1	1	773
61	547	193	15	2	0	1	0	758
62	294	79	10	2	0	2	0	387
63	433	207	12	1	1	1	0	655
64	456	243	14	3	4	5	0	725
65	485	259	19	0	4	4	0	771
66	477	180	7	2	1	3	1	671
67	429	228	10	0	5	3	1	676
68	593	276	24	5	0	3	0	901
69	325	229	13	1	4	1	1	574
70	309	143	8	1	1	8	0	470

Contd....

Polling Station Level Election Results

Winner, Runner-up and 3rd Party Position & Winning Margin According to Polling Stations in Janakpuri Assembly in Assembly Election (AE) under West Delhi Parliamentary Constituency in Delhi (2020)

Polling Station Number	Winner Party	Winner Votes (%)	Runner-up Party	Runner-up Votes (%)	Winning Margin Votes (%)	Third Party	Third Party Votes (%)	Other Votes (%)
71	BJP	217 (50.35)	AAP	196 (45.48)	21 (4.87)	INC	10 (2.32)	8 (1.86)
72	AAP	340 (62.39)	BJP	188 (34.5)	152 (27.89)	INC	14 (2.57)	3 (0.55)
73	AAP	223 (51.62)	BJP	196 (45.37)	27 (6.25)	INC	11 (2.55)	2 (0.46)
74	AAP	496 (66.58)	BJP	216 (28.99)	280 (37.59)	INC	16 (2.15)	17 (2.28)
75	AAP	391 (61.67)	BJP	232 (36.59)	159 (25.08)	INC	5 (0.79)	6 (0.95)
76	AAP	437 (72.47)	BJP	144 (23.88)	293 (48.59)	INC	10 (1.66)	12 (1.99)
77	AAP	513 (69.7)	BJP	201 (27.31)	312 (42.39)	INC	14 (1.9)	8 (1.09)
78	AAP	600 (72.82)	BJP	199 (24.15)	401 (48.67)	INC	13 (1.58)	12 (1.46)
79	AAP	300 (52.72)	BJP	247 (43.41)	53 (9.31)	INC	16 (2.81)	6 (1.05)
80	AAP	360 (55.38)	BJP	267 (41.08)	93 (14.3)	INC	10 (1.54)	13 (2)
81	AAP	317 (58.7)	BJP	208 (38.52)	109 (20.18)	INC	9 (1.67)	6 (1.11)
82	AAP	338 (54.69)	BJP	253 (40.94)	85 (13.75)	INC	17 (2.75)	10 (1.62)
83	AAP	287 (56.72)	BJP	202 (39.92)	85 (16.8)	INC	10 (1.98)	7 (1.38)
84	AAP	236 (50.32)	BJP	225 (47.97)	11 (2.35)	INC	5 (1.07)	3 (0.64)
85	AAP	405 (52.39)	BJP	357 (46.18)	48 (6.21)	INC	6 (0.78)	5 (0.65)
86	AAP	275 (55.56)	BJP	205 (41.41)	70 (14.15)	INC	10 (2.02)	5 (1.01)
87	AAP	296 (51.84)	BJP	265 (46.41)	31 (5.43)	INC	5 (0.88)	5 (0.88)
88	AAP	220 (48.67)	BJP	219 (48.45)	1 (0.22)	INC	11 (2.43)	2 (0.44)
89	AAP	381 (50.2)	BJP	358 (47.17)	23 (3.03)	INC	14 (1.84)	6 (0.79)
90	BJP	246 (50.2)	AAP	225 (45.92)	21 (4.28)	INC	11 (2.24)	8 (1.63)
91	BJP	241 (48.2)	AAP	233 (46.6)	8 (1.6)	INC	10 (2)	16 (3.2)
92	AAP	288 (51.15)	BJP	250 (44.4)	38 (6.75)	INC	19 (3.37)	6 (1.07)
93	BJP	390 (57.1)	AAP	280 (41)	110 (16.1)	INC	8 (1.17)	5 (0.73)
94	BJP	417 (53.6)	AAP	340 (43.7)	77 (9.9)	INC	18 (2.31)	3 (0.39)
95	AAP	395 (52.18)	BJP	345 (45.57)	50 (6.61)	INC	11 (1.45)	6 (0.79)
96	BJP	279 (53.86)	AAP	230 (44.4)	49 (9.46)	INC	3 (0.58)	6 (1.16)
97	BJP	448 (51.38)	AAP	403 (46.22)	45 (5.16)	INC	18 (2.06)	3 (0.34)
98	AAP	463 (55.32)	BJP	355 (42.41)	108 (12.91)	INC	11 (1.31)	8 (0.96)
99	AAP	298 (52.1)	BJP	251 (43.88)	47 (8.22)	INC	14 (2.45)	9 (1.57)
100	BJP	386 (48.98)	AAP	377 (47.84)	9 (1.14)	INC	17 (2.16)	8 (1.02)
101	AAP	412 (50.93)	BJP	382 (47.22)	30 (3.71)	INC	6 (0.74)	9 (1.11)
102	BJP	391 (51.58)	AAP	339 (44.72)	52 (6.86)	INC	17 (2.24)	11 (1.45)
103	AAP	442 (49.11)	BJP	436 (48.44)	6 (0.67)	INC	9 (1)	13 (1.44)
104	AAP	300 (48.78)	BJP	300 (48.78)	0 (0)	INC	7 (1.14)	8 (1.3)
105	AAP	240 (57.28)	BJP	163 (38.9)	77 (18.38)	INC	12 (2.86)	4 (0.95)

Contd....

MCD Election Results

Number and Name of Ward (2017)

Number of Ward	Name of Ward	Number of Ward	Name of Ward
015S	Janakpuri West		
016S	Janakpuri South		
017S	Sitapuri		
018S	Milap Nagar		

Number and Name of Ward (2012)

Number of Ward	Name of Ward	Number of Ward	Name of Ward
117	Janakpuri West		
118	Janakpuri South (W)		
119	Milap Nagar		
120	Sitapuri (W)		

MCD Election Results

Ward-wise Winner & Runner-up in Janakpuri Assembly Constituency (MCD Election 2017)

MCD Ward Number	Winner Party	Winner Votes (%)	Runner-up Party	Runner-up Votes (%)	Winning Margin Votes (%)
015S	BJP	8077 (39.75)	AAP	6730 (33.12)	1347 (6.63)
016S	BJP	9139 (62.92)	AAP	3777 (26)	5362 (36.92)
017S	AAP	14367 (42)	BJP	12148 (35.51)	2219 (6.49)
018S	BJP	13720 (43.77)	AAP	8257 (26.34)	5463 (17.43)

MCD Election Results

Summary Result of Ward 015 S (Janakpuri West) : MCD Election - 2017

Candidate Name	Party	Votes	Votes%
Ward 015 S : Janakpuri West			
Narender Chawla	BJP	8077	39.75
Sanjey Puri	AAP	6730	33.12
Suresh Kumar	INC	5093	25.06
Inderjeet Singh	IND	230	1.13
	NOTA	190	0.94

DISCLAIMER

The Terms of Use and Disclaimer of Datanet India Private Limited (hereinafter referred to as "Datanet") for use of this analysis report of **Janakpuri Assembly Constituency (Janakpuri Vidhan Sabha)** :-

1. **Assembly Factbook™** is a Registered Trade Mark owned by Datanet.
2. All the maps are sketched and graphical representation only and have not been drawn to the scale and also not to represent the actual geographical area or boundary of the unit.
3. The data for the aforesaid analysis is based on authentic sources and has been culled from the various publications of Census, CSO and NSSO for district and block level data, various central and state government departments, Central & State Elections Commissions and the concerned Returning Officers' releases, Electoral Rolls, Election results and allied publications, internal assessment, surveys, estimates and analysis. Therefore, certain adjustment of data at micro level may have been done to arrive closer to the macro data.
4. Data have been provided on an "As Is" and "As AVAILABLE" basis
5. The colours shown in the maps or diagram and charts of a particular party, alliance or AC are indicative and do not represent them.
6. This publication which includes maps, sheets, graphs and data would be the property under copyright of Datanet only. The user may use these for its internal study, analysis and research purposes. It's public display, re-selling or any commercial uses by the user are not allowed.
7. Datanet has taken due care and caution in compilation and processing of data and allied information, but does not guarantee the accuracy, adequacy or completeness of any information/analysis and will be not responsible for any errors or omissions or for the results obtained from the use of such information/analysis.
8. All the contents for the publication have been culled from various authentic sources and Datanet reasonably believes such sources to be reliable, but does not make any representations, express or implied as to the accuracy or fitness of use of such information. The information or contents of the information/analysis do not constitute advice and should not be relied upon in making (or refraining from making) any decision. Any reliance placed upon the information provided by Datanet is the sole responsibility and strictly at the user's risk.
9. In no event will Datanet be liable for any damages (including, without limitation, damages for loss of business projects, or loss of profits) arising in contract, tort or otherwise from the use of or inability to use any of its contents, or from any action taken (or refrained from being taken) as a result of using the analysis or any of its contents. Datanet its directors, owners, editors, officials, employees, distributor and agents or any associate will not be liable for any errors in the information contained or any consequences arising from the use of the contents of the provided information/analysis.
10. If any provision of these terms and conditions is held invalid or illegal or unenforceable for any reason by any court of competent jurisdiction, such provision shall be severed and the remainder of provisions of the terms and conditions shall continue in full force and effect as if the Term of Use had been executed with the invalid, illegal or unenforceable provision eliminated.
11. If there are any discrepancies in the information provided, please bring it to attention of Datanet for suitable rectification measures.

Buy Online This Complete Book At
Datanet India eBooks Store

www.indiastatpublications.com

or go directly at

[http://www.indiastatpublications.com/
Assembly_factbook/Delhi/West_Delhi/Janakpuri](http://www.indiastatpublications.com/Assembly_factbook/Delhi/West_Delhi/Janakpuri)



i indiastat**elections**

ISBN : 978-93-5293-416-4



9 789352 934164