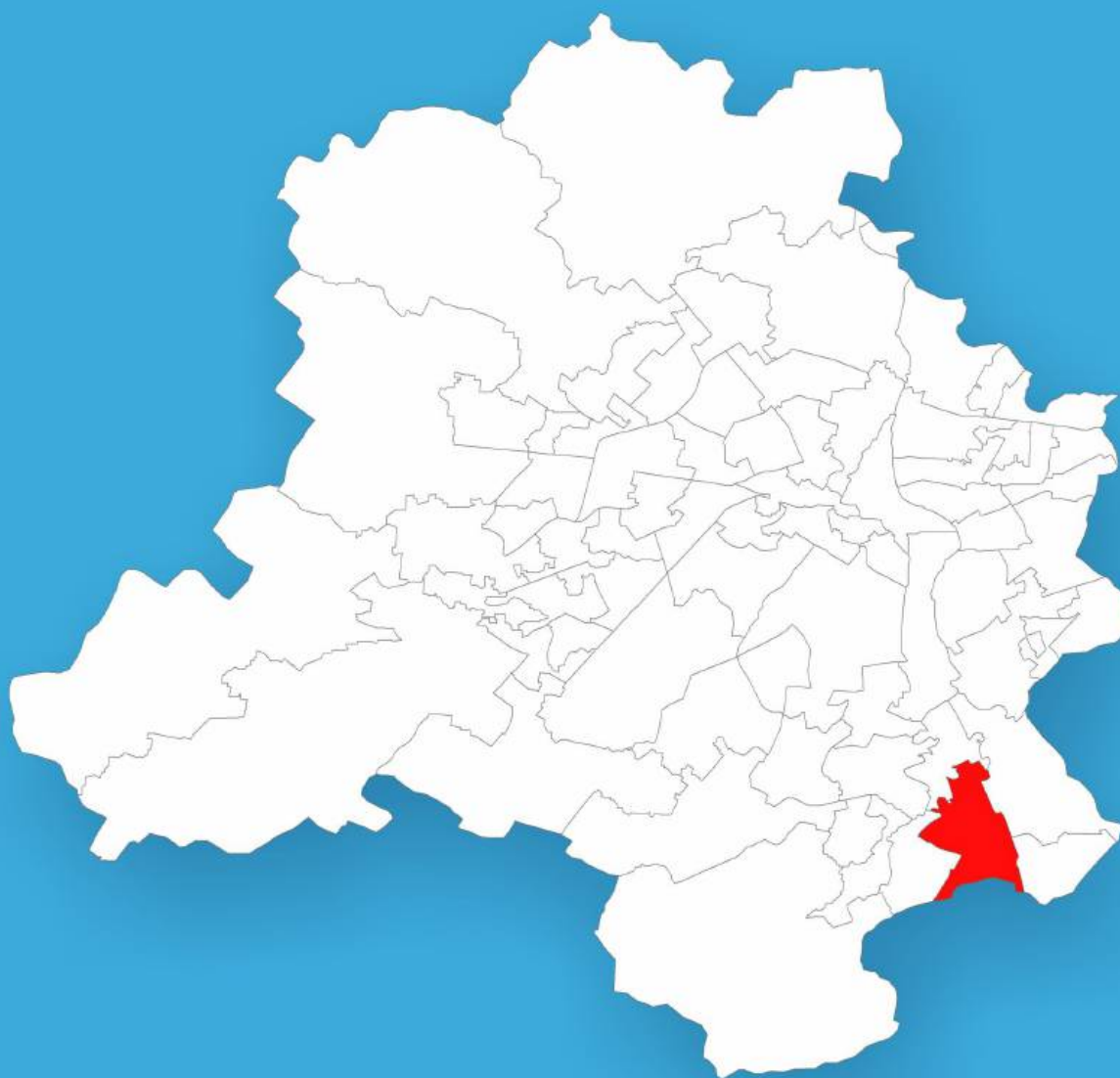




Delhi

Assembly Factbook™

Tughlakabad Assembly Constituency

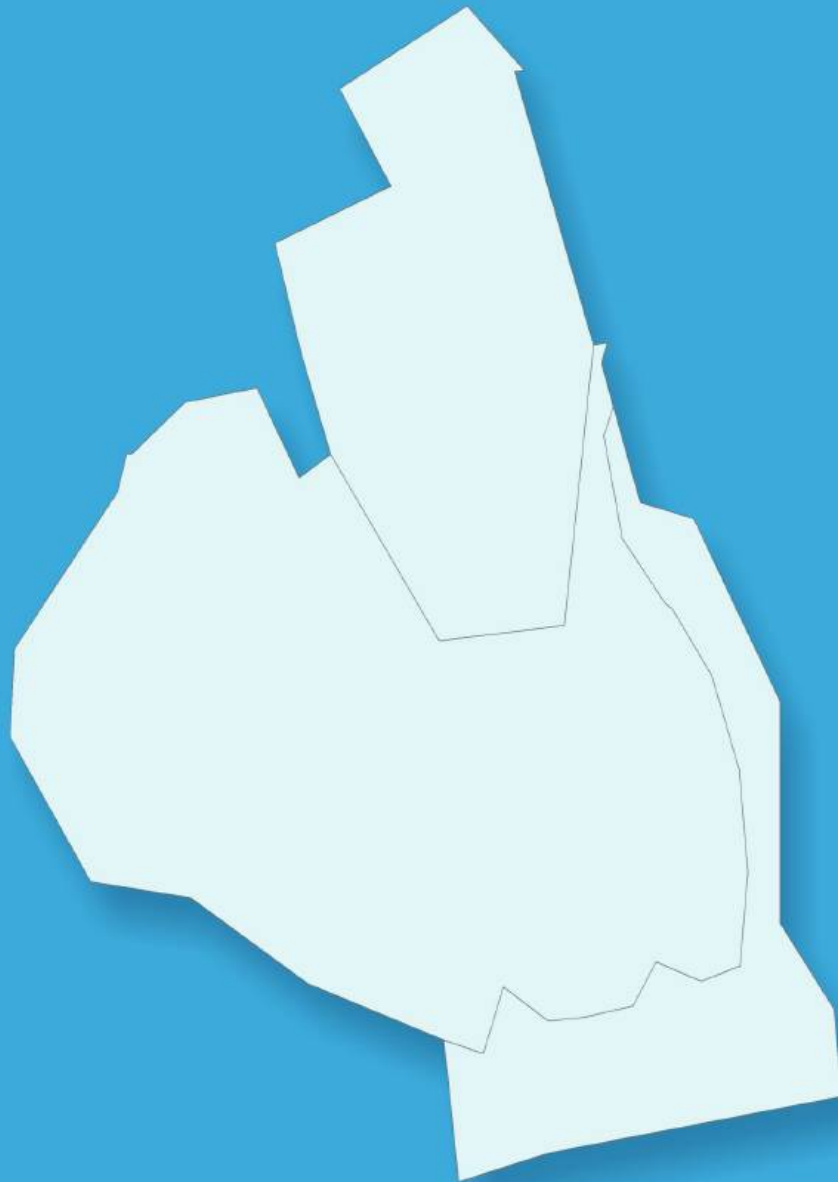


Key Electoral Data of Tughlakabad
Assembly Constituency (Vidhan Sabha)

Delhi

Assembly Factbook™

Tughlakabad Assembly Constituency



Tughlakabad Vidhan Sabha

Editor & Director

Dr. R.K. Thukral

Research Editor

Dr. Shafeeq Rahman

Compiled, Researched and Published by Datanet India Pvt. Ltd.

D-100, 1st Floor,

Okhla Industrial Area, Phase-I,
New Delhi- 110020.

Ph.: 91-11- 43580781-84

Email : support@indiastatpublications.com

Website : www.indiastatelections.com

Online Book Store :

www.indiastatpublications.com

Report No. : AFB/DL-52-0123

ISBN : 978-93-5293-461-4

First Edition : January, 2018

Sixth Updated Edition : January, 2023

Price : Rs. 11500/-

US\$ 310

© Datanet India Pvt. Ltd.

All rights reserved. No part of this book may be reproduced, stored in a retrieval system or transmitted in any form or by any means, mechanical photocopying, photographing, scanning, recording or otherwise without the prior written permission of the publisher. Please refer to Disclaimer at page no. 176 for the use of this publication.

Printed in India

No.	Particulars	Page No.
1	Introduction Assembly Constituency at a Glance Features of Assembly as per Delimitation Commission of India (2008)	1-2
2	Location and Political Maps Location Map Boundaries of Assembly Constituency in District Boundaries of Assembly Constituency under Parliamentary Constituency Ward-wise Winner Parties- 2020, 2019, 2015, 2014, 2013, 2009 and 2008	3-11
3	Administrative Setup & Demographics (2011) Ward Name Ward Number Population Population by Ward Sex Ratio Religious Population Social Population	12
4	Electoral Features Important Dates of Last Elections Held Electors by Gender Service Electors Voters Voters Turnout Polling Stations & Average Number of Electors per Polling Station Electors by Age Group Present Elected Representatives	13-18
5	Historical Summary Election Results Vote Share of Major Parties Winning Margin (Number & Percentage) Polarity Summary Result of Assembly Segment of Parliamentary Election 2019, 2014, 2009, 2004 and 1999 Summary Result of Assembly Elections 2020, 2015, 2013, 2008, 2003, 1998, 1993, 1983, 1977 and 1972	19-37
6	Polling Station Level Election Results Name and Number of Polling Station 2020, 2019, 2015, 2014, 2013, 2009 and 2008 Polling Station-wise Electoral, Voter & Voter Turnout 2020, 2019, 2015, 2014, 2013, 2009 and 2008 Polling Station wise Elections Results 2020, 2019, 2015, 2014, 2013, 2009 and 2008	38-159
7	MCD Ward Election Result MCD Election 2017 and 2012	160-169
8	Share of Assembly Constituency Share of Assembly Constituency in State and Parliamentary Constituency	170
9	Abbreviation & Sources	173-174
10	Disclaimer	176

Location & Political Map

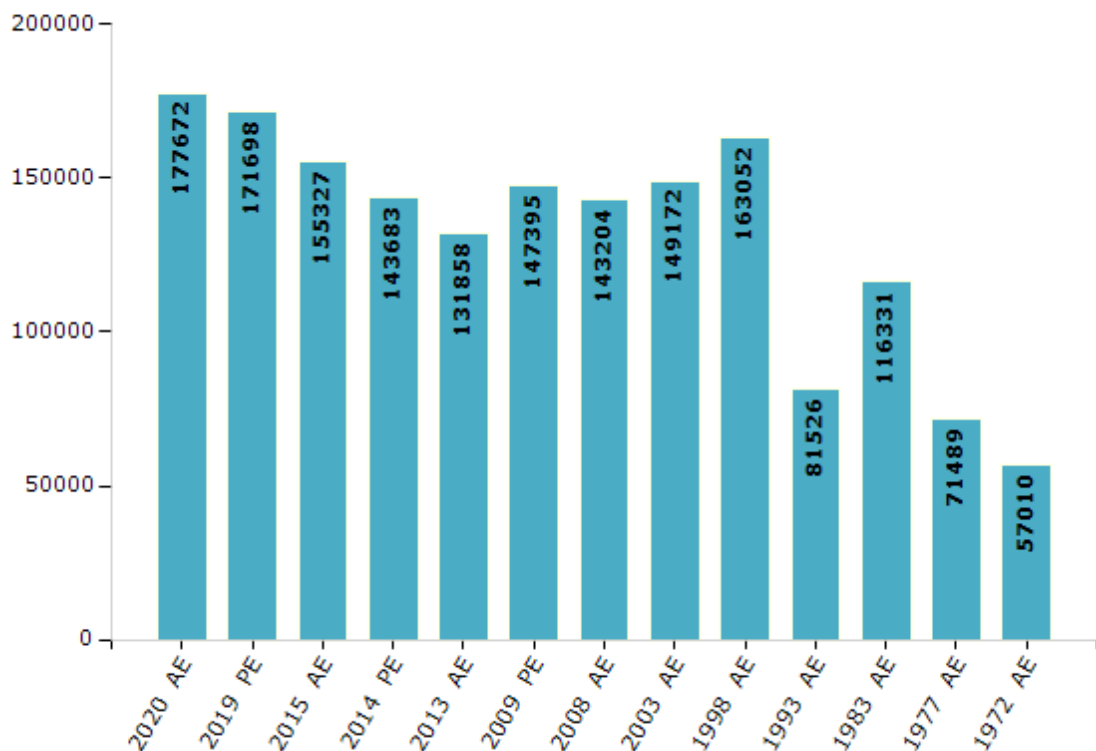


Electoral Features

Electors by Male & Female

Year	Male	Female	Others	Total	Year	Male	Female	Others	Total
2020 AE	105727	71929	16	177672	2003 AE	87131	62041	-	149172
2019 PE	102476	69206	16	171698	1999 PE	-	-	-	-
2015 AE	94837	60480	10	155327	1998 AE	98984	64068	-	163052
2014 PE	87442	56231	10	143683	1993 AE	44889	36637	-	81526
2013 AE	80180	51672	6	131858	1983 AE	69799	46532	-	116331
2009 PE	91814	55581	0	147395	1977 AE	39910	31579	-	71489
2008 AE	89087	54117	-	143204	1972 AE	31312	25698	-	57010
2004 PE	-	-	-	-	1952 AE	-	-	-	-

Number of Electors

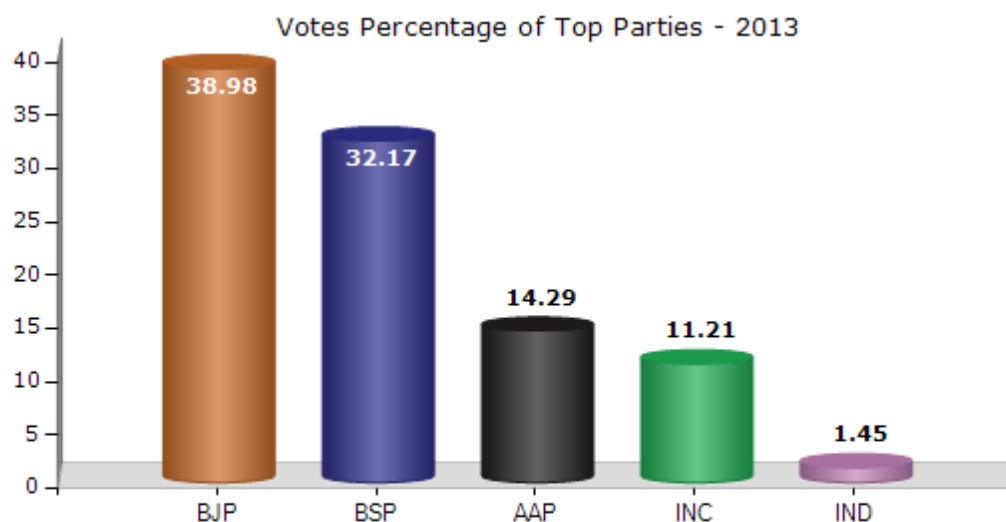


Note : AE : Assembly Election, PE : Assembly Segment of Parliamentary Election

Historical Summary Election Results

Summary Result of Assembly Election - 2013

Candidate Name	Party	Votes	Votes %
Ramesh Bidhuri	BJP	34009	38.98
Sahi Ram	BSP	28063	32.17
Manoj Kumar Ray	AAP	12465	14.29
Om Parkash	INC	9781	11.21
Shish Pal	IND	1269	1.45
Mohd. Shabbir	JD(U)	460	0.53
Hansraj Nagar	IND	195	0.22
Amit Bidhuri	IND	177	0.2
Rekha Singh	IND	115	0.13
Birju Nayak	IND	108	0.12
Mahipal Singh	IND	81	0.09
Balveer	IND	60	0.07
	NOTA	457	0.52



Polling Station Level Election Results

Number and Name of Polling Stations (PS) (2020)

Number of Polling Stations	Name of Polling Stations	Number of Polling Stations	Name of Polling Stations
1	G.B.Pant Polytechnic Okhla Phase-Iii	22	Govt.Boys.Sr.Sec.School Harkesh Nagar
2	Nigam Prathmik Pratibha Vidyalaya Harkesh Nagar	23	Govt.Boys.Sr.Sec.School Harkesh Nagar
3	Nigam Prathmik Pratibha Vidyalaya Harkesh Nagar	24	S.D.M.C.Primary School Sanjay Colony
4	Nigam Prathmik Pratibha Vidyalaya Harkesh Nagar	25	S.D.M.C.Primary School Sanjay Colony
5	Nigam Prathmik Pratibha Vidyalaya Harkesh Nagar	26	Govt.Boys.Sr.Sec.School Harkesh Nagar
6	Nigam Prathmik Pratibha Vidyalaya Harkesh Nagar	27	Govt.Boys.Sr.Sec.School Harkesh Nagar
7	Nigam Prathmik Pratibha Vidyalaya Harkesh Nagar	28	Govt.Boys.Sr.Sec.School Harkesh Nagar
8	Nigam Prathmik Pratibha Vidyalaya Harkesh Nagar	29	Govt.Boys.Sr.Sec.School Harkesh Nagar
9	Nigam Prathmik Pratibha Vidyalaya Harkesh Nagar	30	Govt.Boys.Sr.Sec.School Harkesh Nagar
10	Nigam Prathmik Pratibha Vidyalaya Harkesh Nagar	31	Govt.Boys.Sr.Sec.School Harkesh Nagar
11	Nigam Prathmik Pratibha Vidyalaya Harkesh Nagar	32	Govt.Boys.Sr.Sec.School Harkesh Nagar
12	Nigam Prathmik Pratibha Vidyalaya Harkesh Nagar	33	Govt.Boys.Sr.Sec.School Harkesh Nagar
13	Nigam Prathmik Pratibha Vidyalaya Harkesh Nagar	34	Govt.Boys.Sr.Sec.School Harkesh Nagar
14	Nigam Prathmik Pratibha Vidyalaya Harkesh Nagar	35	Nigam Prathmik Pratibha Vidyalaya Harkesh Nagar
15	S.D.M.C.Primary School Sanjay Colony	36	Deepalaya School Sanjay Colony
16	S.D.M.C.Primary School Sanjay Colony	37	Deepalaya School Sanjay Colony
17	Govt.Boys.Sr.Sec.School Harkesh Nagar	38	Deepalaya School Sanjay Colony
18	Govt.Boys.Sr.Sec.School Harkesh Nagar	39	Deepalaya School Sanjay Colony
19	Govt.Boys.Sr.Sec.School Harkesh Nagar	40	Deepalaya School Sanjay Colony
20	Govt.Boys.Sr.Sec.School Harkesh Nagar	41	Nigam Prathmik Pratibha Vidyalaya Harkesh Nagar
21	Govt.Boys.Sr.Sec.School Harkesh Nagar	42	Deepalaya School Sanjay Colony

Contd....

Polling Station Level Election Results

Polling Station-wise Votes Secured by Overall Top Five Parties in Tughlakabad Assembly in Assembly Election (AE) under South Delhi Parliamentary Constituency in Delhi (2020)

Number of Polling Station	Winner - Sahiram (AAP)	Runner-up - Vikram Bidhuri (BJP)	3rd - Shubham Sharma (INC)	4th - Manoj Kumar Ray (BSP)	5th - Anita Kumari (IND)	NOTA	Other	Total Votes Secured
36	267	98	1	10	3	1	3	383
37	199	126	2	2	2	3	5	339
38	342	189	5	5	2	0	6	549
39	317	200	3	4	1	1	1	527
40	299	238	4	8	0	2	4	555
41	528	246	3	34	5	5	4	825
42	257	124	6	10	3	1	5	406
43	483	210	8	8	3	1	6	719
44	502	326	9	7	5	3	5	857
45	202	305	10	0	0	2	1	520
46	160	217	13	3	0	2	1	396
47	270	241	16	0	1	1	0	529
48	276	339	12	0	1	3	2	633
49	220	303	6	1	1	6	1	538
50	169	440	5	3	0	3	4	624
51	250	715	6	7	0	4	4	986
52	697	216	7	9	5	1	3	938
53	247	187	3	2	0	2	4	445
54	217	655	8	6	3	4	7	900
55	176	610	3	6	1	2	4	802
56	168	548	3	3	1	5	2	730
57	172	388	7	2	0	10	6	585
58	534	442	18	5	1	7	13	1020
59	520	420	5	3	3	4	8	963
60	502	399	9	10	3	2	6	931
61	444	323	8	2	0	1	1	779
62	332	455	10	4	1	4	5	811
63	334	452	15	2	1	2	5	811
64	349	439	9	2	2	6	9	816
65	417	404	17	7	3	2	8	858
66	335	286	8	2	1	2	7	641
67	416	454	15	11	2	2	4	904
68	151	275	4	3	2	1	1	437
69	176	321	7	4	0	1	2	511
70	558	250	4	5	2	4	8	831

Contd....

Polling Station Level Election Results

Winner, Runner-up and 3rd Party Position & Winning Margin According to Polling Stations in Tughlakabad Assembly in Assembly Election (AE) under South Delhi Parliamentary Constituency in Delhi (2020)

Polling Station Number	Winner Party	Winner Votes (%)	Runner-up Party	Runner-up Votes (%)	Winning Margin Votes (%)	Third Party	Third Party Votes (%)	Other Votes (%)
71	AAP	557 (71.23)	BJP	202 (25.83)	355 (45.4)	BSP	6 (0.77)	17 (2.17)
72	AAP	593 (71.45)	BJP	208 (25.06)	385 (46.39)	BSP	10 (1.2)	19 (2.29)
73	AAP	389 (56.21)	BJP	279 (40.32)	110 (15.89)	IND (AK)	7 (1.01)	17 (2.46)
74	AAP	383 (52.18)	BJP	319 (43.46)	64 (8.72)	BSP	11 (1.5)	21 (2.86)
75	AAP	439 (55.08)	BJP	323 (40.53)	116 (14.55)	BSP	14 (1.76)	21 (2.63)
76	AAP	338 (53.57)	BJP	279 (44.22)	59 (9.35)	INC	5 (0.79)	9 (1.43)
77	AAP	307 (54.14)	BJP	241 (42.5)	66 (11.64)	BSP	9 (1.59)	10 (1.76)
78	AAP	333 (52.28)	BJP	283 (44.43)	50 (7.85)	BSP	7 (1.1)	14 (2.2)
79	AAP	370 (49.87)	BJP	336 (45.28)	34 (4.59)	BSP	13 (1.75)	23 (3.1)
80	AAP	468 (58.79)	BJP	265 (33.29)	203 (25.5)	BSP	45 (5.65)	18 (2.26)
81	AAP	411 (55.99)	BJP	288 (39.24)	123 (16.75)	BSP	12 (1.63)	23 (3.13)
82	AAP	376 (57.85)	BJP	250 (38.46)	126 (19.39)	BSP	6 (0.92)	18 (2.77)
83	AAP	315 (53.21)	BJP	253 (42.74)	62 (10.47)	BSP	12 (2.03)	12 (2.03)
84	AAP	275 (74.93)	BJP	75 (20.44)	200 (54.49)	BSP	6 (1.63)	11 (3)
85	AAP	448 (56.85)	BJP	316 (40.1)	132 (16.75)	BSP	7 (0.89)	17 (2.16)
86	AAP	425 (62.04)	BJP	241 (35.18)	184 (26.86)	INC	7 (1.02)	12 (1.75)
87	AAP	410 (60.56)	BJP	252 (37.22)	158 (23.34)	INC	6 (0.89)	9 (1.33)
88	AAP	399 (60.82)	BJP	242 (36.89)	157 (23.93)	BSP	7 (1.07)	8 (1.22)
89	AAP	581 (71.73)	BJP	213 (26.3)	368 (45.43)	INC	3 (0.37)	13 (1.6)
90	AAP	330 (63.71)	BJP	174 (33.59)	156 (30.12)	IND (AK)	3 (0.58)	11 (2.12)
91	AAP	469 (57.62)	BJP	329 (40.42)	140 (17.2)	BSP	6 (0.74)	10 (1.23)
92	AAP	293 (63.56)	BJP	156 (33.84)	137 (29.72)	BSP	5 (1.08)	7 (1.52)
93	AAP	298 (66.37)	BJP	141 (31.4)	157 (34.97)	INC	4 (0.89)	6 (1.34)
94	AAP	430 (52.06)	BJP	350 (42.37)	80 (9.69)	BSP	22 (2.66)	24 (2.91)
95	AAP	345 (50.74)	BJP	319 (46.91)	26 (3.83)	BSP	8 (1.18)	8 (1.18)
96	AAP	379 (54.69)	BJP	288 (41.56)	91 (13.13)	BSP	7 (1.01)	19 (2.74)
97	AAP	557 (74.07)	BJP	158 (21.01)	399 (53.06)	BSP	10 (1.33)	27 (3.59)
98	AAP	395 (72.21)	BJP	133 (24.31)	262 (47.9)	BSP	5 (0.91)	14 (2.56)
99	AAP	440 (78.71)	BJP	103 (18.43)	337 (60.28)	BSP	6 (1.07)	10 (1.79)
100	AAP	498 (70.54)	BJP	186 (26.35)	312 (44.19)	BSP	5 (0.71)	17 (2.41)
101	AAP	425 (74.96)	BJP	119 (20.99)	306 (53.97)	INC	7 (1.23)	16 (2.82)
102	AAP	356 (70.78)	BJP	122 (24.25)	234 (46.53)	SJSMP	9 (1.79)	16 (3.18)
103	BJP	384 (62.04)	AAP	203 (32.79)	181 (29.25)	INC	9 (1.45)	23 (3.72)
104	AAP	354 (57.84)	BJP	241 (39.38)	113 (18.46)	INC	5 (0.82)	12 (1.96)
105	AAP	380 (51.01)	BJP	343 (46.04)	37 (4.97)	INC	9 (1.21)	13 (1.74)

Contd....

MCD Election Results

Number and Name of Ward (2017)

Number of Ward	Name of Ward	Number of Ward	Name of Ward
092S	Harkesh Nagar		
093S	Tughlakabad		
094S	Pul Pehladpur		

Number and Name of Ward (2012)

Number of Ward	Name of Ward	Number of Ward	Name of Ward
197	Tughlakabad		
198	Pul Pehlad (W)		
199	Tekhand		
200	Harkesh Nagar (SC)		

MCD Election Results

Ward-wise Winner & Runner-up in Tughlakabad Assembly Constituency (MCD Election 2017)

MCD Ward Number	Winner Party	Winner Votes (%)	Runner-up Party	Runner-up Votes (%)	Winning Margin Votes (%)
092S	BJP	9406 (32.05)	AAP	8743 (29.79)	663 (2.26)
093S	BJP	9749 (41.37)	INC	6256 (26.55)	3493 (14.82)
094S	BJP	13607 (43.58)	AAP	5938 (19.02)	7669 (24.56)

MCD Election Results

Summary Result of Ward 092 S (Harkesh Nagar) : MCD Election - 2017

Candidate Name	Party	Votes	Votes%
Ward 092 S : Harkesh Nagar			
Vinod Kumar	BJP	9406	32.05
Uttil Ram	AAP	8743	29.79
Radhey Lal	BSP	3888	13.25
Jivan Lal	JD(U)	2466	8.4
Phool Singh	INC	1466	5
Kuldeep Singh	SHS	785	2.67
Prince	IND	602	2.05
Charan Das	RLD	585	1.99
Mukut	LJSP	577	1.97
Bharti	IND	185	0.63
Shivaji	IND	176	0.6
Brijender Singh	IND	130	0.44
Dev Kumar Singh	IND	105	0.36
Sanjay	IND	68	0.23
Dangel Singh	IND	26	0.09
	NOTA	138	0.47

DISCLAIMER

The Terms of Use and Disclaimer of Datanet India Private Limited (hereinafter referred to as "Datanet") for use of this analysis report of **Tughlakabad Assembly Constituency (Tughlakabad Vidhan Sabha)** :-

1. **Assembly Factbook™** is a Registered Trade Mark owned by Datanet.
2. All the maps are sketched and graphical representation only and have not been drawn to the scale and also not to represent the actual geographical area or boundary of the unit.
3. The data for the aforesaid analysis is based on authentic sources and has been culled from the various publications of Census, CSO and NSSO for district and block level data, various central and state government departments, Central & State Elections Commissions and the concerned Returning Officers' releases, Electoral Rolls, Election results and allied publications, internal assessment, surveys, estimates and analysis. Therefore, certain adjustment of data at micro level may have been done to arrive closer to the macro data.
4. Data have been provided on an "As Is" and "As AVAILABLE" basis
5. The colours shown in the maps or diagram and charts of a particular party, alliance or AC are indicative and do not represent them.
6. This publication which includes maps, sheets, graphs and data would be the property under copyright of Datanet only. The user may use these for its internal study, analysis and research purposes. It's public display, re-selling or any commercial uses by the user are not allowed.
7. Datanet has taken due care and caution in compilation and processing of data and allied information, but does not guarantee the accuracy, adequacy or completeness of any information/analysis and will be not responsible for any errors or omissions or for the results obtained from the use of such information/analysis.
8. All the contents for the publication have been culled from various authentic sources and Datanet reasonably believes such sources to be reliable, but does not make any representations, express or implied as to the accuracy or fitness of use of such information. The information or contents of the information/analysis do not constitute advice and should not be relied upon in making (or refraining from making) any decision. Any reliance placed upon the information provided by Datanet is the sole responsibility and strictly at the user's risk.
9. In no event will Datanet be liable for any damages (including, without limitation, damages for loss of business projects, or loss of profits) arising in contract, tort or otherwise from the use of or inability to use any of its contents, or from any action taken (or refrained from being taken) as a result of using the analysis or any of its contents. Datanet its directors, owners, editors, officials, employees, distributor and agents or any associate will not be liable for any errors in the information contained or any consequences arising from the use of the contents of the provided information/analysis.
10. If any provision of these terms and conditions is held invalid or illegal or unenforceable for any reason by any court of competent jurisdiction, such provision shall be severed and the remainder of provisions of the terms and conditions shall continue in full force and effect as if the Term of Use had been executed with the invalid, illegal or unenforceable provision eliminated.
11. If there are any discrepancies in the information provided, please bring it to attention of Datanet for suitable rectification measures.

Buy Online This Complete Book At
Datanet India eBooks Store

www.indiastatpublications.com

or go directly at

[http://www.indiastatpublications.com/
Assembly_factbook/Delhi/South_Delhi/ Tughlakabad](http://www.indiastatpublications.com/Assembly_factbook/Delhi/South_Delhi/Tughlakabad)



i indiastat**elections**

ISBN : 978-93-5293-461-4



9 789352 934614