



Delhi

Assembly Factbook™

Palam Assembly Constituency




Key Electoral Data of Palam
Assembly Constituency (Vidhan Sabha)

Delhi

Assembly Factbook™

Palam Assembly Constituency



Palam Vidhan Sabha

Editor & Director

Dr. R.K. Thukral

Research Editor

Dr. Shafeeq Rahman

Compiled, Researched and Published by Datanet India Pvt. Ltd.

D-100, 1st Floor,

Okhla Industrial Area, Phase-I,
New Delhi- 110020.

Ph.: 91-11- 43580781-84

Email : support@indiastatpublications.com

Website : www.indiastatelections.com

Online Book Store :

www.indiastatpublications.com

Report No. : AFB/DL-37-0123

ISBN : 978-93-5293-440-9

First Edition : January, 2018

Sixth Updated Edition : January, 2023

Price : Rs. 11500/-

US\$ 310

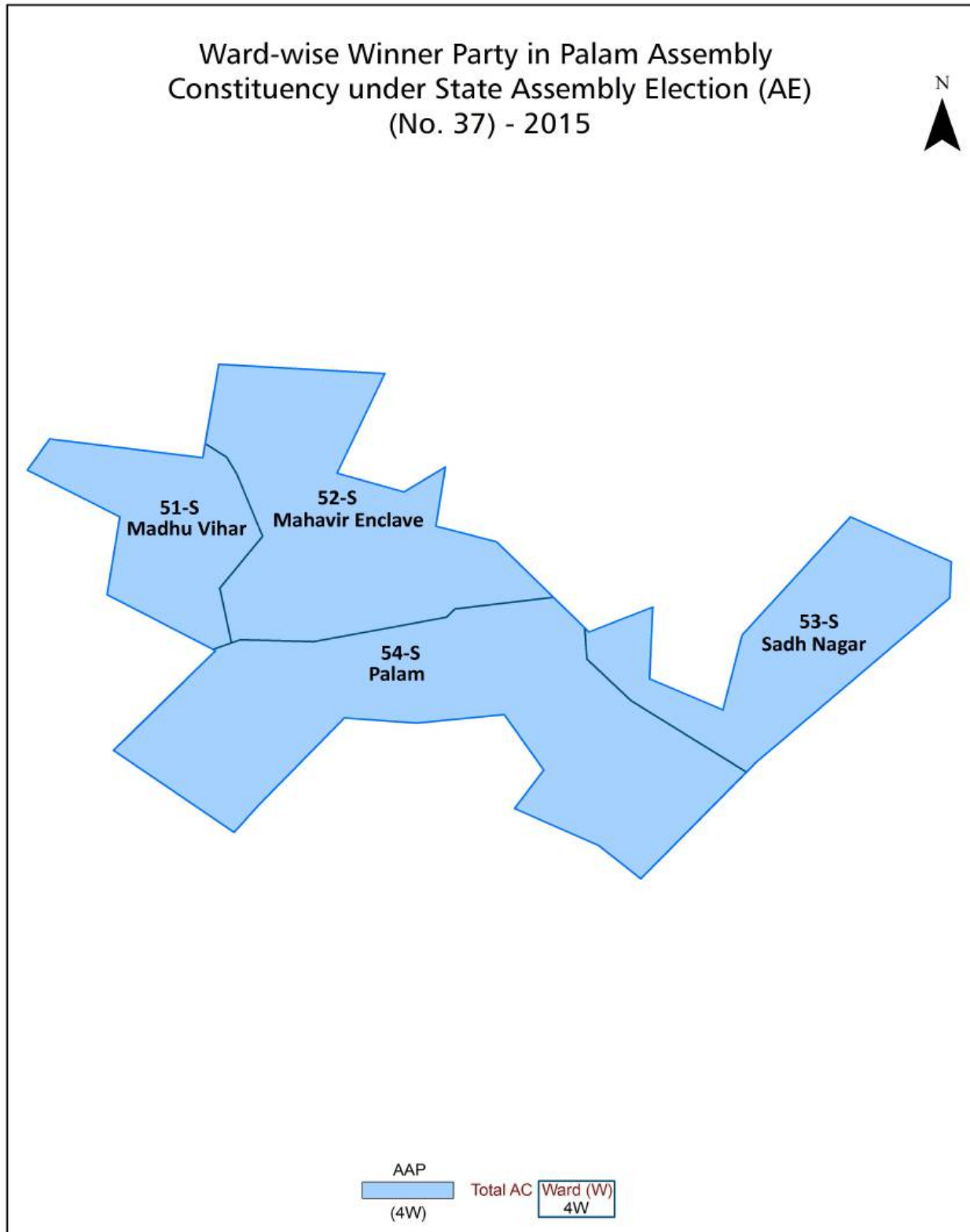
© Datanet India Pvt. Ltd.

All rights reserved. No part of this book may be reproduced, stored in a retrieval system or transmitted in any form or by any means, mechanical photocopying, photographing, scanning, recording or otherwise without the prior written permission of the publisher. Please refer to Disclaimer at page no. 203 for the use of this publication.

Printed in India

No.	Particulars	Page No.
1	Introduction Assembly Constituency at a Glance Features of Assembly as per Delimitation Commission of India (2008)	1-2
2	Location and Political Maps Location Map Boundaries of Assembly Constituency in District Boundaries of Assembly Constituency under Parliamentary Constituency Ward-wise Winner Parties- 2020, 2019, 2015, 2014, 2013, 2009 and 2008	3-11
3	Administrative Setup & Demographics (2011) Ward Name Ward Number Population Population by Ward Sex Ratio Religious Population Social Population	12
4	Electoral Features Important Dates of Last Elections Held Electors by Gender Service Electors Voters Voters Turnout Polling Stations & Average Number of Electors per Polling Station Electors by Age Group Present Elected Representatives	13-18
5	Historical Summary Election Results Vote Share of Major Parties Winning Margin (Number & Percentage) Polarity Summary Result of Assembly Segment of Parliamentary Election 2019, 2014, 2009, 2004 and 1999 Summary Result of Assembly Elections 2020, 2015, 2013, 2008, 2003, 1998, 1993, 1983, 1977 and 1972	19-37
6	Polling Station Level Election Results Name and Number of Polling Station 2020, 2019, 2015, 2014, 2013, 2009 and 2008 Polling Station-wise Electoral, Voter & Voter Turnout 2020, 2019, 2015, 2014, 2013, 2009 and 2008 Polling Station wise Elections Results 2020, 2019, 2015, 2014, 2013, 2009 and 2008	38-185
7	MCD Ward Election Result MCD Election 2017 and 2012	186-196
8	Share of Assembly Constituency Share of Assembly Constituency in State and Parliamentary Constituency	197
9	Abbreviation & Sources	200-201
10	Disclaimer	203

Location & Political Map

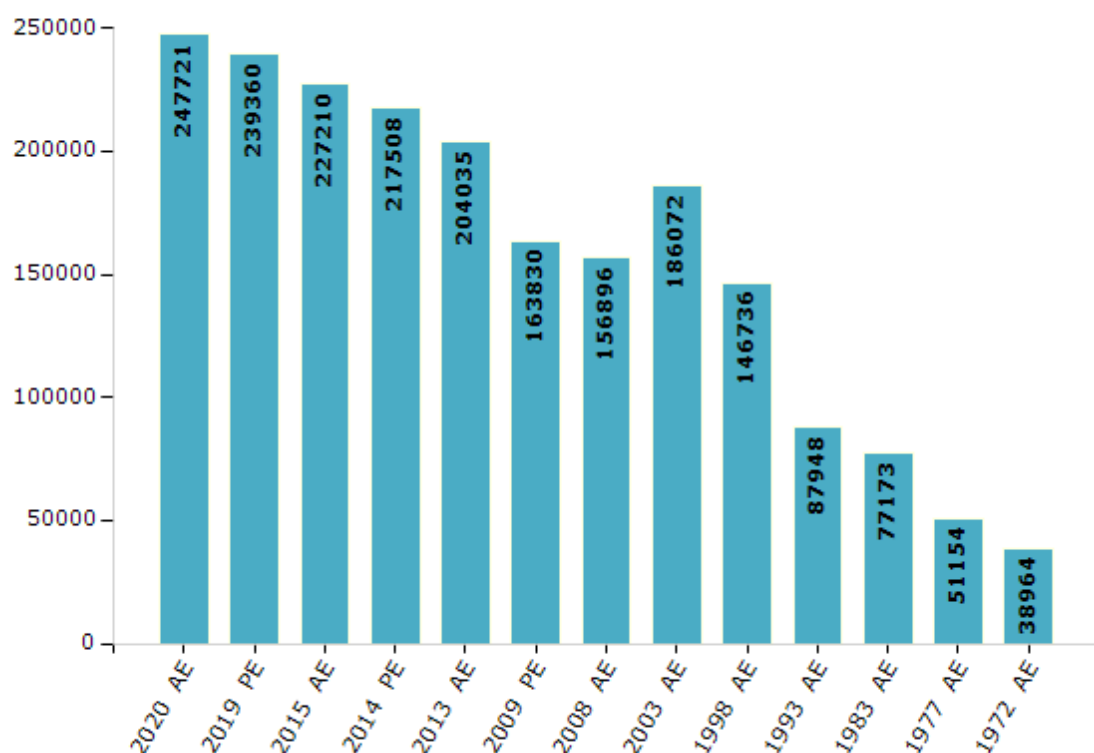


Electoral Features

Electors by Male & Female

Year	Male	Female	Others	Total	Year	Male	Female	Others	Total
2020 AE	133609	114098	14	247721	2003 AE	105352	80720	-	186072
2019 PE	129445	109901	14	239360	1999 PE	-	-	-	-
2015 AE	124977	102220	13	227210	1998 AE	88038	58698	-	146736
2014 PE	119720	97774	14	217508	1993 AE	52776	35172	-	87948
2013 AE	112281	91744	10	204035	1983 AE	46304	30869	-	77173
2009 PE	90728	73102	0	163830	1977 AE	27519	23635	-	51154
2008 AE	86393	70503	-	156896	1972 AE	20969	17995	-	38964
2004 PE	-	-	-	-	1952 AE	-	-	-	-

Number of Electors

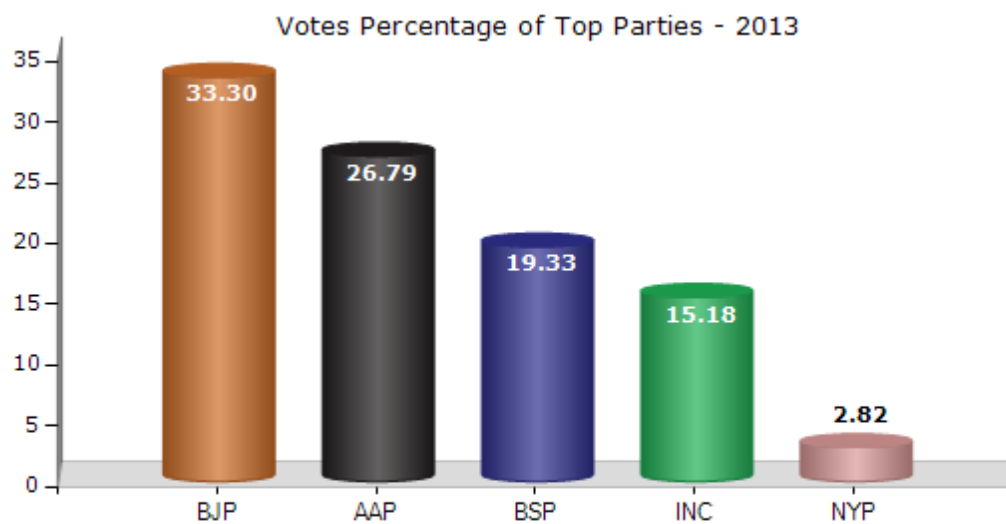


Note : AE : Assembly Election, PE : Assembly Segment of Parliamentary Election

Historical Summary Election Results

Summary Result of Assembly Election - 2013

Candidate Name	Party	Votes	Votes %
Dharm Dev Solanki	BJP	42833	33.3
Bhawna Gaur	AAP	34461	26.79
Madan Mohan	BSP	24862	19.33
Vinay Mishra	INC	19531	15.18
Neeraj Kr Sharma	NYP	3631	2.82
Sunil Pokhriyal	JD(U)	1063	0.83
Saroj Bala	CPI	498	0.39
Rajendra Prasad Singh	IND	273	0.21
P. Rathinam	DMDK	230	0.18
Dalip	IND	176	0.14
Prahlad Rana	RLD	165	0.13
	NOTA	903	0.7



Polling Station Level Election Results

Number and Name of Polling Stations (PS) (2020)

Number of Polling Stations	Name of Polling Stations	Number of Polling Stations	Name of Polling Stations
1	Jbm Public School Indra Park	22	Pd Public School G Block Vijay Enclave
2	Jbm Public School Indra Park	23	Pd Public School G Block Vijay Enclave
3	Jbm Public School Indra Park	24	Pd Public School G Block Vijay Enclave
4	Jbm Public School Indra Park	25	Pd Public School G Block Vijay Enclave
5	Jbm Public School Indra Park	26	Nav Gyandeep Public School Vijay Enclave ...
6	Jbm Public School Indra Park	27	Nav Gyandeep Public School Vijay Enclave ...
7	Jbm Public School Indra Park	28	Nav Gyandeep Public School Vijay Enclave ...
8	Jbm Public School Indra Park	29	Nav Gyandeep Public School Vijay Enclave ...
9	Sdmc Pry School Indra Park New Constructed Building	30	Nav Gyandeep Public School Vijay Enclave ...
10	Sdmc Pry School Indra Park New Constructed Building	31	Sdmc Pry School Mahavir Enclave Part I
11	Sdmc Pry School Indra Park New Constructed Building	32	Sdmc Pry School Mahavir Enclave Part I
12	Sarvodaya Bal Vidyalaya Vijay Enclave	33	Sdmc Pry School Mahavir Enclave Part I
13	Sarvodaya Bal Vidyalaya Vijay Enclave	34	Sdmc Pry School Mahavir Enclave Part I
14	Sarvodaya Bal Vidyalaya Vijay Enclave	35	Sdmc Pry School Mahavir Enclave Part I
15	Sarvodaya Bal Vidyalaya Vijay Enclave	36	Sdmc Pry School Mahavir Enclave Part I
16	Sarvodaya Bal Vidyalaya Vijay Enclave	37	Sdmc Pry School Mahavir Enclave Part I
17	Sarvodaya Bal Vidyalaya Vijay Enclave	38	Sdmc Pry School Mahavir Enclave Part I
18	Sarvodaya Kanya Vidyalaya Vijay Enclave	39	Sdmc Pry School Mahavir Enclave Part I
19	Sarvodaya Kanya Vidyalaya Vijay Enclave	40	Sdmc Pry School Mahavir Enclave Part I
20	Sarvodaya Kanya Vidyalaya Vijay Enclave	41	Sulabh Public School Rz-83, Mahavir Enclave
21	Sarvodaya Kanya Vidyalaya Vijay Enclave	42	Sulabh Public School Rz-83, Mahavir Enclave

Contd....

Polling Station Level Election Results

Polling Station-wise Votes Secured by Overall Top Five Parties in Palam Assembly in Assembly Election (AE) under South Delhi Parliamentary Constituency in Delhi (2020)

Number of Polling Station	Winner - Bhavna Gaur (AAP)	Runner-up - Vijay Pandit (BJP)	3rd - Geeta (BSP)	4th - Nirmal Kumar Singh (RJD)	5th - Dalip Kumar (CPI)	NOTA	Other	Total Votes Secured
36	304	223	2	1	1	3	3	537
37	300	247	5	4	4	9	3	572
38	189	142	3	2	0	1	3	340
39	283	224	0	6	2	2	2	519
40	203	160	0	1	2	1	4	371
41	485	310	2	0	2	5	10	814
42	269	178	2	2	2	9	2	464
43	317	193	0	1	4	9	2	526
44	512	411	3	6	4	6	7	949
45	410	239	1	3	2	2	9	666
46	395	238	3	2	2	4	3	647
47	200	146	0	2	0	1	5	354
48	224	112	2	0	2	1	5	346
49	171	107	0	0	0	1	1	280
50	313	229	2	2	1	2	4	553
51	363	259	1	1	4	1	4	633
52	401	277	1	2	1	3	4	689
53	411	240	2	3	3	2	3	664
54	441	218	0	0	3	3	4	669
55	488	137	3	2	1	2	10	643
56	454	162	10	5	1	2	3	637
57	405	187	2	2	0	3	3	602
58	414	236	2	1	0	1	8	662
59	399	197	1	2	2	1	10	612
60	445	203	6	6	0	3	3	666
61	327	219	6	1	1	1	3	558
62	332	154	1	2	1	2	4	496
63	284	201	4	5	2	5	2	503
64	316	152	5	1	2	2	3	481
65	441	238	8	4	3	8	22	724
66	292	90	7	0	0	1	3	393
67	451	193	2	5	0	3	9	663
68	522	156	6	3	0	1	6	694
69	529	422	15	4	4	13	12	999
70	592	410	20	5	2	8	11	1048

Contd....

Polling Station Level Election Results

Winner, Runner-up and 3rd Party Position & Winning Margin According to Polling Stations in Palam Assembly in Assembly Election (AE) under South Delhi Parliamentary Constituency in Delhi (2020)

Polling Station Number	Winner Party	Winner Votes (%)	Runner-up Party	Runner-up Votes (%)	Winning Margin Votes (%)	Third Party	Third Party Votes (%)	Other Votes (%)
71	AAP	547 (61.53)	BJP	307 (34.53)	240 (27)	BSP	6 (0.67)	29 (3.26)
72	AAP	517 (58.02)	BJP	351 (39.39)	166 (18.63)	IND (RSB)	7 (0.79)	16 (1.8)
73	AAP	396 (57.89)	BJP	257 (37.57)	139 (20.32)	RJD	10 (1.46)	21 (3.07)
74	AAP	473 (62.57)	BJP	261 (34.52)	212 (28.05)	RJD	4 (0.53)	18 (2.38)
75	AAP	598 (57.17)	BJP	412 (39.39)	186 (17.78)	IND (RSB)	6 (0.57)	30 (2.87)
76	AAP	563 (58.52)	BJP	358 (37.21)	205 (21.31)	BSP	8 (0.83)	33 (3.43)
77	AAP	534 (59.01)	BJP	335 (37.02)	199 (21.99)	CPI	8 (0.88)	28 (3.09)
78	AAP	650 (66.06)	BJP	316 (32.11)	334 (33.95)	BSP	11 (1.12)	7 (0.71)
79	AAP	668 (69.08)	BJP	267 (27.61)	401 (41.47)	BSP	15 (1.55)	17 (1.76)
80	AAP	477 (59.7)	BJP	291 (36.42)	186 (23.28)	BSP	7 (0.88)	24 (3)
81	AAP	321 (56.61)	BJP	221 (38.98)	100 (17.63)	BSP	4 (0.71)	21 (3.7)
82	AAP	300 (51.99)	BJP	259 (44.89)	41 (7.1)	BSP	6 (1.04)	12 (2.08)
83	AAP	289 (59.1)	BJP	188 (38.45)	101 (20.65)	BSP	5 (1.02)	7 (1.43)
84	AAP	341 (54.65)	BJP	251 (40.22)	90 (14.43)	BSP	7 (1.12)	25 (4.01)
85	AAP	376 (51.51)	BJP	328 (44.93)	48 (6.58)	BSP	10 (1.37)	16 (2.19)
86	AAP	299 (54.56)	BJP	231 (42.15)	68 (12.41)	IND (RSB)	8 (1.46)	10 (1.82)
87	BJP	489 (50.46)	AAP	461 (47.57)	28 (2.89)	RJD	8 (0.83)	11 (1.14)
88	AAP	246 (51.68)	BJP	215 (45.17)	31 (6.51)	RJD	5 (1.05)	10 (2.1)
89	AAP	353 (50.72)	BJP	324 (46.55)	29 (4.17)	BSP	11 (1.58)	8 (1.15)
90	AAP	448 (53.4)	BJP	372 (44.34)	76 (9.06)	BSP	8 (0.95)	11 (1.31)
91	AAP	496 (58.28)	BJP	326 (38.31)	170 (19.97)	BSP	9 (1.06)	20 (2.35)
92	AAP	293 (50.26)	BJP	267 (45.8)	26 (4.46)	BSP	11 (1.89)	12 (2.06)
93	BJP	416 (49.64)	AAP	397 (47.37)	19 (2.27)	RJD	4 (0.48)	21 (2.51)
94	AAP	393 (52.05)	BJP	326 (43.18)	67 (8.87)	RJD	10 (1.32)	26 (3.44)
95	AAP	561 (59.81)	BJP	345 (36.78)	216 (23.03)	PBI	6 (0.64)	26 (2.77)
96	AAP	471 (54.45)	BJP	359 (41.5)	112 (12.95)	BSP	14 (1.62)	21 (2.43)
97	AAP	422 (51.78)	BJP	375 (46.01)	47 (5.77)	BSP	4 (0.49)	14 (1.72)
98	AAP	532 (55.59)	BJP	389 (40.65)	143 (14.94)	IND (RSB)	11 (1.15)	25 (2.61)
99	AAP	530 (52.89)	BJP	452 (45.11)	78 (7.78)	BSP	3 (0.3)	17 (1.7)
100	AAP	443 (63.11)	BJP	239 (34.05)	204 (29.06)	BSP	9 (1.28)	11 (1.57)
101	AAP	557 (63.88)	BJP	277 (31.77)	280 (32.11)	IND (RSB)	9 (1.03)	29 (3.33)
102	AAP	396 (60.46)	BJP	227 (34.66)	169 (25.8)	IND (RSB)	14 (2.14)	18 (2.75)
103	AAP	329 (58.23)	BJP	224 (39.65)	105 (18.58)	RJD	5 (0.88)	7 (1.24)
104	AAP	334 (51.7)	BJP	295 (45.67)	39 (6.03)	RJD	8 (1.24)	9 (1.39)
105	AAP	333 (55.97)	BJP	244 (41.01)	89 (14.96)	BSP	3 (0.5)	15 (2.52)

Contd....

MCD Election Results

Number and Name of Ward (2017)

Number of Ward	Name of Ward	Number of Ward	Name of Ward
051S	Madhu Vihar		
052S	Mahavir Enclave		
053S	Sadh Nagar		
054S	Palam		

Number and Name of Ward (2012)

Number of Ward	Name of Ward	Number of Ward	Name of Ward
145	Palam (W)		
146	Sadh Nagar		
147	Mahavir Enclave (W)		
148	Madhu Vihar		

MCD Election Results

Ward-wise Winner & Runner-up in Palam Assembly Constituency (MCD Election 2017)

MCD Ward Number	Winner Party	Winner Votes (%)	Runner-up Party	Runner-up Votes (%)	Winning Margin Votes (%)
051S	BJP	18610 (55.24)	AAP	9713 (28.83)	8897 (26.41)
052S	BJP	11434 (30.64)	INC	10730 (28.75)	704 (1.89)
053S	BJP	11841 (41.41)	AAP	10143 (35.47)	1698 (5.94)
054S	BJP	9629 (41.18)	AAP	9113 (38.97)	516 (2.21)

MCD Election Results

Summary Result of Ward 051 S (Madhu Vihar) : MCD Election - 2017

Candidate Name	Party	Votes	Votes%
Ward 051 S : Madhu Vihar			
Mamta Dhama	BJP	18610	55.24
Rakhi	AAP	9713	28.83
Anita Solanki	INC	2868	8.51
Hema Mehta	SHS	1617	4.8
Neelam	INLD	208	0.62
Rinku Devi	CPI	167	0.5
Veena	IND	159	0.47
Neeta Devi	IND	60	0.18
	NOTA	285	0.85

DISCLAIMER

The Terms of Use and Disclaimer of Datanet India Private Limited (hereinafter referred to as "Datanet") for use of this analysis report of **Palam Assembly Constituency (Palam Vidhan Sabha)** :-

1. **Assembly Factbook™** is a Registered Trade Mark owned by Datanet.
2. All the maps are sketched and graphical representation only and have not been drawn to the scale and also not to represent the actual geographical area or boundary of the unit.
3. The data for the aforesaid analysis is based on authentic sources and has been culled from the various publications of Census, CSO and NSSO for district and block level data, various central and state government departments, Central & State Elections Commissions and the concerned Returning Officers' releases, Electoral Rolls, Election results and allied publications, internal assessment, surveys, estimates and analysis. Therefore, certain adjustment of data at micro level may have been done to arrive closer to the macro data.
4. Data have been provided on an "As Is" and "As AVAILABLE" basis
5. The colours shown in the maps or diagram and charts of a particular party, alliance or AC are indicative and do not represent them.
6. This publication which includes maps, sheets, graphs and data would be the property under copyright of Datanet only. The user may use these for its internal study, analysis and research purposes. It's public display, re-selling or any commercial uses by the user are not allowed.
7. Datanet has taken due care and caution in compilation and processing of data and allied information, but does not guarantee the accuracy, adequacy or completeness of any information/analysis and will be not responsible for any errors or omissions or for the results obtained from the use of such information/analysis.
8. All the contents for the publication have been culled from various authentic sources and Datanet reasonably believes such sources to be reliable, but does not make any representations, express or implied as to the accuracy or fitness of use of such information. The information or contents of the information/analysis do not constitute advice and should not be relied upon in making (or refraining from making) any decision. Any reliance placed upon the information provided by Datanet is the sole responsibility and strictly at the user's risk.
9. In no event will Datanet be liable for any damages (including, without limitation, damages for loss of business projects, or loss of profits) arising in contract, tort or otherwise from the use of or inability to use any of its contents, or from any action taken (or refrained from being taken) as a result of using the analysis or any of its contents. Datanet its directors, owners, editors, officials, employees, distributor and agents or any associate will not be liable for any errors in the information contained or any consequences arising from the use of the contents of the provided information/analysis.
10. If any provision of these terms and conditions is held invalid or illegal or unenforceable for any reason by any court of competent jurisdiction, such provision shall be severed and the remainder of provisions of the terms and conditions shall continue in full force and effect as if the Term of Use had been executed with the invalid, illegal or unenforceable provision eliminated.
11. If there are any discrepancies in the information provided, please bring it to attention of Datanet for suitable rectification measures.

Buy Online This Complete Book At
Datanet India eBooks Store

www.indiastatpublications.com

or go directly at

[http://www.indiastatpublications.com/
Assembly_factbook/Delhi/South_Delhi/ Palam](http://www.indiastatpublications.com/Assembly_factbook/Delhi/South_Delhi/Palam)



i indiastat**elections**

ISBN : 978-93-5293-440-9



9 789352 934409