



Delhi

Assembly Factbook™

Badarpur Assembly Constituency

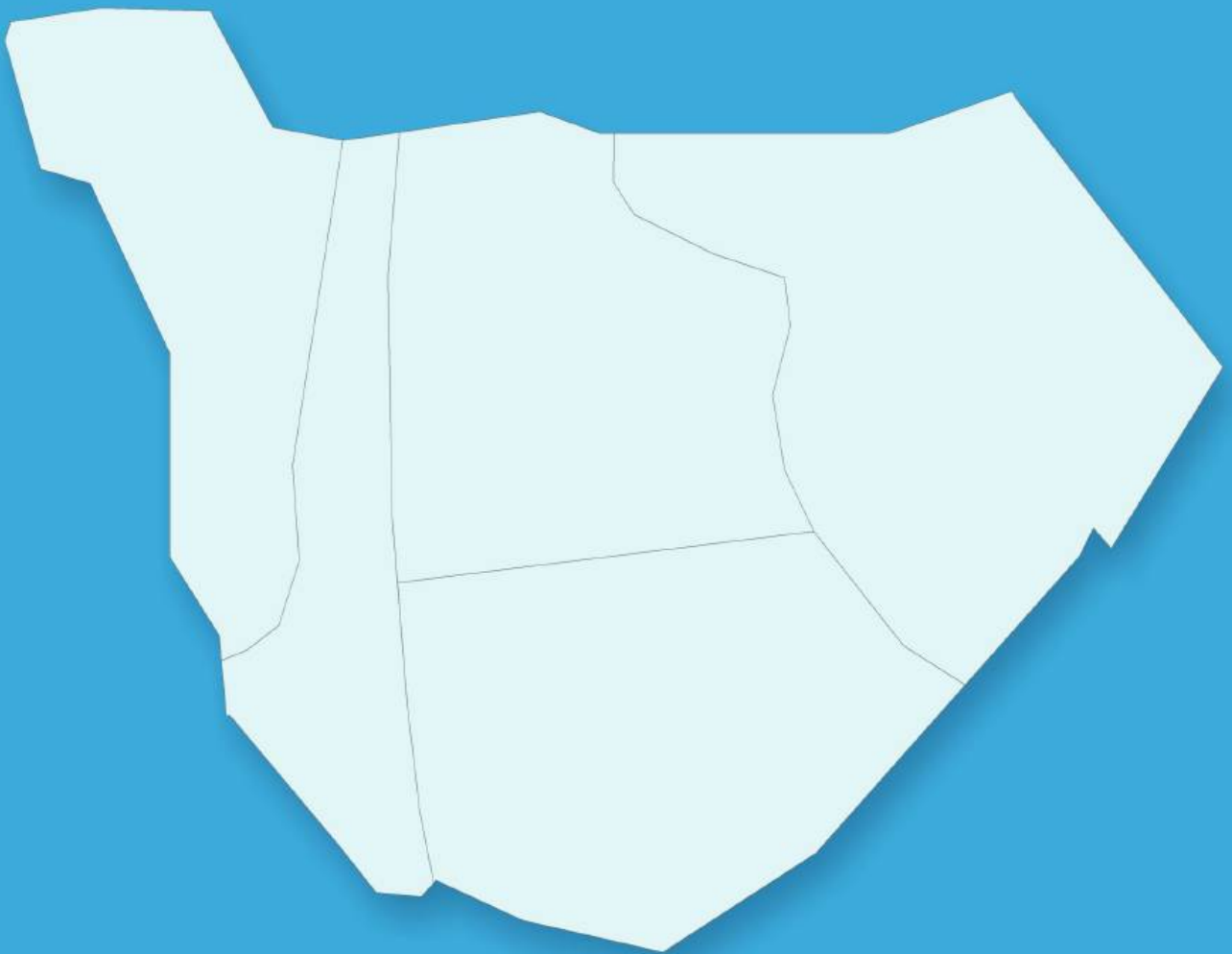


Key Electoral Data of Badarpur
Assembly Constituency (Vidhan Sabha)

Delhi

Assembly Factbook™

Badarpur Assembly Constituency



Badarpur Vidhan Sabha

Editor & Director

Dr. R.K. Thukral

Research Editor

Dr. Shafeeq Rahman

Compiled, Researched and Published by Datanet India Pvt. Ltd.

D-100, 1st Floor,

Okhla Industrial Area, Phase-I,
New Delhi- 110020.

Ph.: 91-11- 43580781-84

Email : support@indiastatpublications.com

Website : www.indiastatelections.com

Online Book Store :

www.indiastatpublications.com

Report No. : AFB/DL-53-0123

ISBN : 978-93-5293-400-3

First Edition : January, 2018

Sixth Updated Edition : January, 2023

Price : Rs. 11500/-

US\$ 310

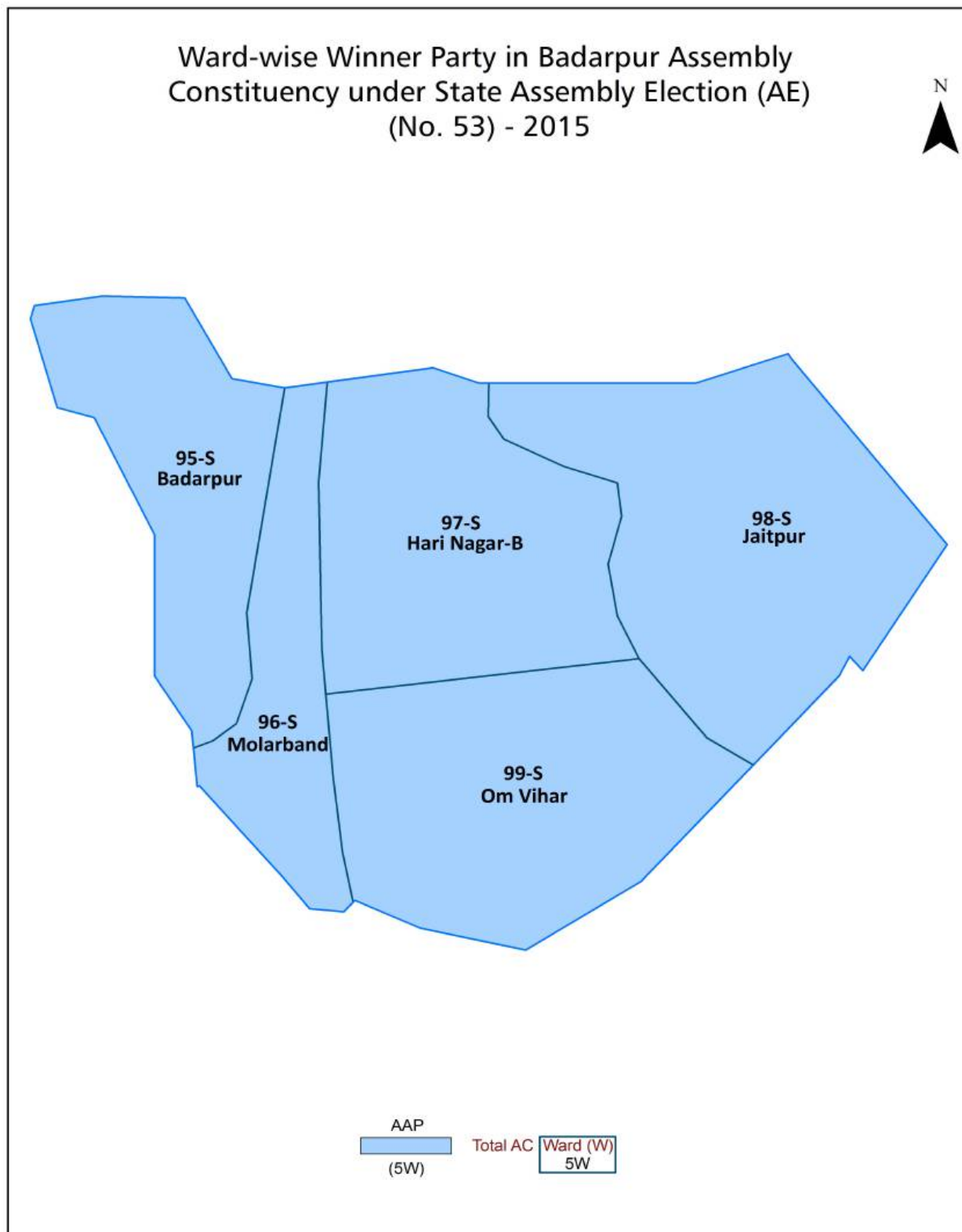
© Datanet India Pvt. Ltd.

All rights reserved. No part of this book may be reproduced, stored in a retrieval system or transmitted in any form or by any means, mechanical photocopying, photographing, scanning, recording or otherwise without the prior written permission of the publisher. Please refer to Disclaimer at page no. 225 for the use of this publication.

Printed in India

No.	Particulars	Page No.
1	Introduction Assembly Constituency at a Glance Features of Assembly as per Delimitation Commission of India (2008)	1-2
2	Location and Political Maps Location Map Boundaries of Assembly Constituency in District Boundaries of Assembly Constituency under Parliamentary Constituency Ward-wise Winner Parties- 2020, 2019, 2015, 2014, 2013, 2009 and 2008	3-11
3	Administrative Setup & Demographics (2011) Ward Name Ward Number Population Population by Ward Sex Ratio Religious Population Social Population	12
4	Electoral Features Important Dates of Last Elections Held Electors by Gender Service Electors Voters Voters Turnout Polling Stations & Average Number of Electors per Polling Station Electors by Age Group Present Elected Representatives	13-18
5	Historical Summary Election Results Vote Share of Major Parties Winning Margin (Number & Percentage) Polarity Summary Result of Assembly Segment of Parliamentary Election 2019, 2014, 2009, 2004 and 1999 Summary Result of Assembly Elections 2020, 2015, 2013, 2008, 2003, 1998 and 1993	19-34
6	Polling Station Level Election Results Name and Number of Polling Station 2020, 2019, 2015, 2014, 2013, 2009 and 2008 Polling Station-wise Electoral, Voter & Voter Turnout 2020, 2019, 2015, 2014, 2013, 2009 and 2008 Polling Station wise Elections Results 2020, 2019, 2015, 2014, 2013, 2009 and 2008	35-206
7	MCD Ward Election Result MCD Election 2017 and 2012	207-218
8	Share of Assembly Constituency Share of Assembly Constituency in State and Parliamentary Constituency	219
9	Abbreviation & Sources	222-223
10	Disclaimer	225

Location & Political Map

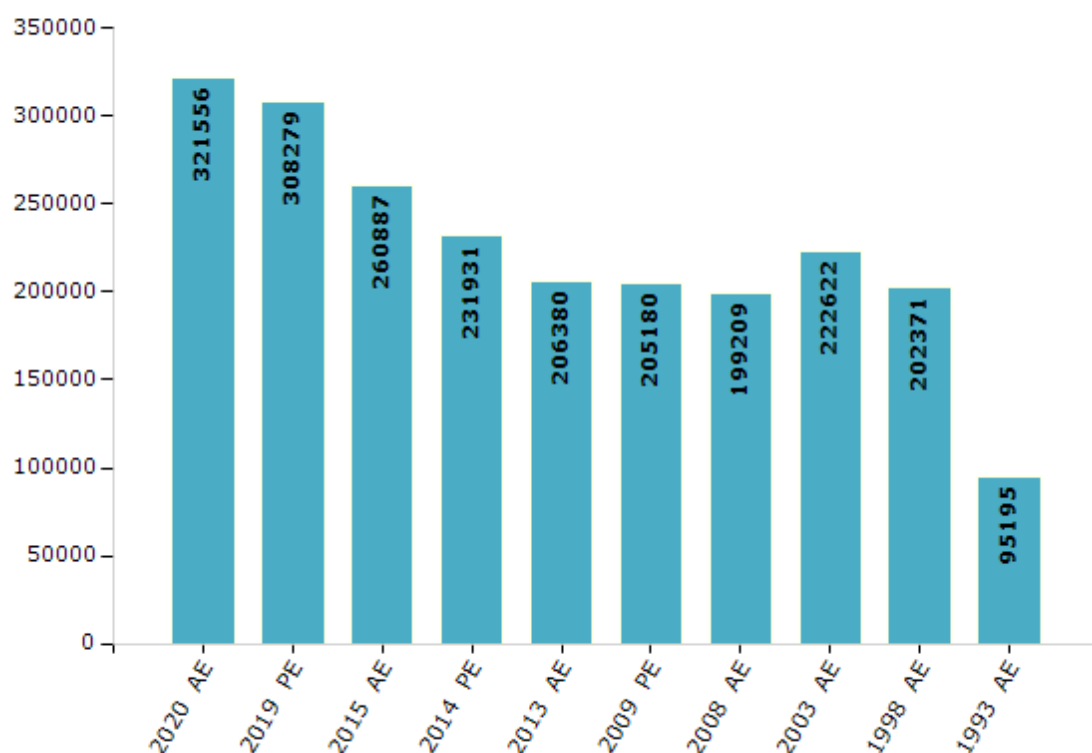


Electoral Features

Electors by Male & Female

Year	Male	Female	Others	Total	Year	Male	Female	Others	Total
2020 AE	185597	135914	45	321556	2003 AE	134101	88521	-	222622
2019 PE	178845	129395	39	308279	1999 PE	-	-	-	-
2015 AE	153329	107522	36	260887	1998 AE	127890	74481	-	202371
2014 PE	136406	95497	28	231931	1993 AE	57125	38070	-	95195
2013 AE	121097	85272	11	206380	1983 AE	-	-	-	-
2009 PE	120196	84984	0	205180	1977 AE	-	-	-	-
2008 AE	116531	82678	-	199209	1972 AE	-	-	-	-
2004 PE	-	-	-	-	1952 AE	-	-	-	-

Number of Electors



Note : AE : Assembly Election, PE : Assembly Segment of Parliamentary Election

Historical Summary Election Results

Summary Result of Assembly Election - 2013

Candidate Name	Party	Votes	Votes %
Rambir Singh Bidhuri	BJP	45344	34.23
Ram Singh Netaji	INC	31490	23.77
Nar Singh Shah	BSP	30346	22.91
Narayan Dutt Sharma	AAP	20833	15.73
Om Prakash Gupta	IND	1275	0.96
Lal Devender Singh Chauhan	IND	448	0.34
Kalyan Singh Maan	RLD	422	0.32
Ram Nath Sharma	IND	271	0.2
Yash Pal Singh	IND	258	0.19
Yogesh	IJP	243	0.18
Jay Prakash Yadav	SP	234	0.18
Champa Devi	JD(U)	205	0.15
Kamta Mishra	IND	153	0.12
Amresh Kumar Chaudhary	IND	129	0.1
Bijender Singh Lohia	IND	105	0.08
	NOTA	704	0.53

Polling Station Level Election Results

Number and Name of Polling Stations (PS) (2020)

Number of Polling Stations	Name of Polling Stations	Number of Polling Stations	Name of Polling Stations
1	M C Primary School Gautampuri-I Gautampuri	22	Govt Girls Sr. Sec School Dda Flats Badarpur
2	M C Primary School Gautampuri-I Gautampuri	23	Govt Girls Sr. Sec School Dda Flats Badarpur
3	M C Primary School Gautampuri-I Gautampuri	24	M C Primary School Badarpur Badarpur
4	M C Primary School Gautampuri-I Gautampuri	25	M C Primary School Badarpur Badarpur
5	M C Primary School Gautampuri-I Gautampuri	26	M C Primary School Badarpur Badarpur
6	M C Primary School Gautampuri-I Gautampuri	27	M C Primary School Badarpur Badarpur
7	M C Primary School Gautampuri-I Gautampuri	28	M C Primary School Badarpur Badarpur
8	M C Primary School Gautampuri-I Gautampuri	29	Govt Girls Sr. Sec School Dda Flats Badarpur
9	Barat Ghar Gautam Puri	30	Govt Girls Sr. Sec School Dda Flats Badarpur
10	Barat Ghar Gautam Puri	31	Govt Girls Sr. Sec School Dda Flats Badarpur
11	Barat Ghar Gautam Puri	32	Govt Girls Sr. Sec School Dda Flats Badarpur
12	M C Primary School Gautampuri-Ii Gautampuri	33	Govt Girls Sr. Sec School Dda Flats Badarpur
13	M C Primary School Gautampuri-Ii Gautampuri	34	Govt Girls Sr. Sec School Dda Flats Badarpur
14	M C Primary School Gautampuri-Ii Gautampuri	35	Govt Girls Sr. Sec School Dda Flats Badarpur
15	M C Primary School Gautampuri-Ii Gautampuri	36	Central School, B.T.P.S.,Badarpur Badarpur
16	M C Primary School Gautampuri-Ii Gautampuri	37	Central School, B.T.P.S.,Badarpur Badarpur
17	M C Primary School Gautampuri-Ii Gautampuri	38	Central School, B.T.P.S.,Badarpur Badarpur
18	M C Primary School Gautampuri-Ii Gautampuri	39	Central School, B.T.P.S.,Badarpur Badarpur
19	M C Primary School Gautampuri-Ii Gautampuri	40	M C Primary School Molarband Village Bilashpur Camp
20	Central School, B.T.P.S.,Badarpur Badarpur	41	M C Primary School Molarband Village Bilashpur Camp
21	Govt Girls Sr. Sec School Dda Flats Badarpur	42	M C Primary School Molarband Village Bilashpur Camp

Contd....

Polling Station Level Election Results

Polling Station-wise Votes Secured by Overall Top Five Parties in Badarpur Assembly in Assembly Election (AE) under South Delhi Parliamentary Constituency in Delhi (2020)

Number of Polling Station	Winner - Ramvir Singh Bidhuri (BJP)	Runner-up - Ram Singh Netaji (AAP)	3rd - Narayan Dutt Sharma (BSP)	4th - Pramod Kumar Yadav (INC)	5th - Jagdish Chand (CPM)	NOTA	Other	Total Votes Secured
36	162	436	9	3	2	4	8	624
37	127	279	13	5	3	2	2	431
38	175	483	12	8	1	0	9	688
39	157	453	14	12	1	1	12	650
40	452	307	31	4	0	1	1	796
41	320	414	115	4	5	5	20	883
42	197	242	37	5	1	1	2	485
43	202	385	23	5	2	3	13	633
44	174	196	31	6	3	5	1	416
45	128	327	63	7	6	0	12	543
46	116	330	105	5	3	3	7	569
47	189	363	87	6	2	0	9	656
48	410	416	42	3	2	2	3	878
49	346	233	23	5	3	2	3	615
50	417	287	19	3	1	1	5	733
51	546	315	42	18	3	4	3	931
52	481	390	22	4	1	11	5	914
53	442	301	43	6	4	2	3	801
54	446	326	34	4	3	5	11	829
55	464	237	65	5	2	2	4	779
56	518	345	30	4	1	8	6	912
57	494	284	28	5	1	8	6	826
58	446	357	24	9	1	4	7	848
59	440	273	58	4	4	6	1	786
60	473	333	42	2	8	7	7	872
61	388	456	22	6	3	4	6	885
62	414	331	22	6	3	3	3	782
63	399	391	16	3	0	2	3	814
64	381	372	19	5	6	7	8	798
65	324	189	58	7	3	3	4	588
66	399	204	76	13	6	4	4	706
67	438	335	28	4	1	1	15	822
68	418	253	36	11	1	5	6	730
69	371	274	41	1	3	0	5	695
70	453	260	15	4	1	3	7	743

Contd....

Polling Station Level Election Results

Winner, Runner-up and 3rd Party Position & Winning Margin According to Polling Stations in Badarpur Assembly in Assembly Election (AE) under South Delhi Parliamentary Constituency in Delhi (2020)

Polling Station Number	Winner Party	Winner Votes (%)	Runner-up Party	Runner-up Votes (%)	Winning Margin Votes (%)	Third Party	Third Party Votes (%)	Other Votes (%)
71	BJP	273 (53.95)	AAP	209 (41.3)	64 (12.65)	INC	8 (1.58)	16 (3.16)
72	BJP	403 (48.55)	AAP	362 (43.61)	41 (4.94)	BSP	42 (5.06)	23 (2.77)
73	BJP	337 (56.54)	AAP	230 (38.59)	107 (17.95)	BSP	16 (2.68)	13 (2.18)
74	BJP	262 (55.86)	AAP	185 (39.45)	77 (16.41)	BSP	9 (1.92)	13 (2.77)
75	BJP	482 (58.42)	AAP	289 (35.03)	193 (23.39)	INC	23 (2.79)	31 (3.76)
76	BJP	437 (54.9)	AAP	316 (39.7)	121 (15.2)	BSP	26 (3.27)	17 (2.14)
77	BJP	441 (48.73)	AAP	403 (44.53)	38 (4.2)	BSP	50 (5.52)	11 (1.22)
78	BJP	495 (54.88)	AAP	347 (38.47)	148 (16.41)	BSP	42 (4.66)	18 (2)
79	BJP	413 (55.81)	AAP	274 (37.03)	139 (18.78)	BSP	26 (3.51)	27 (3.65)
80	BJP	530 (59.55)	AAP	322 (36.18)	208 (23.37)	BSP	29 (3.26)	9 (1.01)
81	BJP	462 (52.86)	AAP	337 (38.56)	125 (14.3)	BSP	58 (6.64)	17 (1.95)
82	BJP	512 (63.76)	AAP	224 (27.9)	288 (35.86)	BSP	39 (4.86)	28 (3.49)
83	BJP	499 (57.69)	AAP	311 (35.95)	188 (21.74)	BSP	27 (3.12)	28 (3.24)
84	BJP	463 (59.06)	AAP	263 (33.55)	200 (25.51)	BSP	31 (3.95)	27 (3.44)
85	BJP	461 (58.73)	AAP	273 (34.78)	188 (23.95)	BSP	35 (4.46)	16 (2.04)
86	BJP	467 (56.33)	AAP	307 (37.03)	160 (19.3)	BSP	35 (4.22)	20 (2.41)
87	BJP	311 (49.29)	AAP	273 (43.26)	38 (6.03)	BSP	23 (3.65)	24 (3.8)
88	BJP	360 (59.6)	AAP	221 (36.59)	139 (23.01)	BSP	9 (1.49)	14 (2.32)
89	BJP	436 (56.62)	AAP	285 (37.01)	151 (19.61)	BSP	34 (4.42)	15 (1.95)
90	BJP	464 (57.71)	AAP	278 (34.58)	186 (23.13)	BSP	45 (5.6)	17 (2.11)
91	BJP	269 (55.58)	AAP	178 (36.78)	91 (18.8)	BSP	15 (3.1)	22 (4.55)
92	BJP	393 (54.51)	AAP	253 (35.09)	140 (19.42)	BSP	52 (7.21)	23 (3.19)
93	BJP	462 (57.11)	AAP	301 (37.21)	161 (19.9)	BSP	29 (3.58)	17 (2.1)
94	BJP	414 (60.97)	AAP	223 (32.84)	191 (28.13)	BSP	25 (3.68)	17 (2.5)
95	BJP	431 (57.7)	AAP	282 (37.75)	149 (19.95)	BSP	19 (2.54)	15 (2.01)
96	BJP	448 (53.59)	AAP	325 (38.88)	123 (14.71)	BSP	44 (5.26)	19 (2.27)
97	BJP	417 (60.79)	AAP	207 (30.17)	210 (30.62)	BSP	48 (7)	14 (2.04)
98	BJP	448 (57.66)	AAP	274 (35.26)	174 (22.4)	BSP	31 (3.99)	24 (3.09)
99	BJP	359 (53.58)	AAP	239 (35.67)	120 (17.91)	BSP	55 (8.21)	17 (2.54)
100	BJP	454 (51.89)	AAP	367 (41.94)	87 (9.95)	BSP	25 (2.86)	29 (3.31)
101	BJP	437 (51.53)	AAP	337 (39.74)	100 (11.79)	BSP	43 (5.07)	31 (3.66)
102	BJP	418 (53.94)	AAP	310 (40)	108 (13.94)	BSP	24 (3.1)	23 (2.97)
103	BJP	439 (47.77)	AAP	414 (45.05)	25 (2.72)	BSP	48 (5.22)	18 (1.96)
104	BJP	483 (49.59)	AAP	387 (39.73)	96 (9.86)	BSP	78 (8.01)	26 (2.67)
105	AAP	365 (48.86)	BJP	343 (45.92)	22 (2.94)	BSP	31 (4.15)	8 (1.07)

Contd....

MCD Election Results

Number and Name of Ward (2017)

Number of Ward	Name of Ward	Number of Ward	Name of Ward
095S	Badarpur		
096S	Molarband		
097S	Hari Nagar-B		
098S	Jaitpur		
099S	Om Vihar		

Number and Name of Ward (2012)

Number of Ward	Name of Ward	Number of Ward	Name of Ward
201	Jaitpur (W)		
202	Meetheypur		
203	Badarpur (SCW)		
204	Molarband (W)		

MCD Election Results

Ward-wise Winner & Runner-up in Badarpur Assembly Constituency (MCD Election 2017)

MCD Ward Number	Winner Party	Winner Votes (%)	Runner-up Party	Runner-up Votes (%)	Winning Margin Votes (%)
095S	INC	10552 (39.85)	BJP	6585 (24.87)	3967 (14.98)
096S	BJP	11197 (37.82)	AAP	6406 (21.64)	4791 (16.18)
097S	BJP	11085 (35.86)	INC	5359 (17.34)	5726 (18.52)
098S	BJP	10461 (43.9)	AAP	4535 (19.03)	5926 (24.87)
099S	BJP	9639 (34.98)	AAP	4971 (18.04)	4668 (16.94)

MCD Election Results

Summary Result of Ward 095 S (Badarpur) : MCD Election - 2017

Candidate Name	Party	Votes	Votes%
Ward 095 S : Badarpur			
Tarvan Kumar	INC	10552	39.85
Raju Nirmal	BJP	6585	24.87
Pawan Kumar	AAP	6003	22.67
Gaurav Kumar	BSP	1087	4.11
Anil Kumar	IND	415	1.57
Yogesh	JD(U)	390	1.47
Phool Kali Narwal	NCP	356	1.34
Har Lal	SP	317	1.2
Babita	CPIM	252	0.95
Khem Chand	SHS	207	0.78
Ashish	IND	183	0.69
	NOTA	129	0.49

DISCLAIMER

The Terms of Use and Disclaimer of Datanet India Private Limited (hereinafter referred to as "Datanet") for use of this analysis report of **Badarpur Assembly Constituency (Badarpur Vidhan Sabha)** :-

1. **Assembly Factbook™** is a Registered Trade Mark owned by Datanet.
2. All the maps are sketched and graphical representation only and have not been drawn to the scale and also not to represent the actual geographical area or boundary of the unit.
3. The data for the aforesaid analysis is based on authentic sources and has been culled from the various publications of Census, CSO and NSSO for district and block level data, various central and state government departments, Central & State Elections Commissions and the concerned Returning Officers' releases, Electoral Rolls, Election results and allied publications, internal assessment, surveys, estimates and analysis. Therefore, certain adjustment of data at micro level may have been done to arrive closer to the macro data.
4. Data have been provided on an "As Is" and "As AVAILABLE" basis
5. The colours shown in the maps or diagram and charts of a particular party, alliance or AC are indicative and do not represent them.
6. This publication which includes maps, sheets, graphs and data would be the property under copyright of Datanet only. The user may use these for its internal study, analysis and research purposes. It's public display, re-selling or any commercial uses by the user are not allowed.
7. Datanet has taken due care and caution in compilation and processing of data and allied information, but does not guarantee the accuracy, adequacy or completeness of any information/analysis and will be not responsible for any errors or omissions or for the results obtained from the use of such information/analysis.
8. All the contents for the publication have been culled from various authentic sources and Datanet reasonably believes such sources to be reliable, but does not make any representations, express or implied as to the accuracy or fitness of use of such information. The information or contents of the information/analysis do not constitute advice and should not be relied upon in making (or refraining from making) any decision. Any reliance placed upon the information provided by Datanet is the sole responsibility and strictly at the user's risk.
9. In no event will Datanet be liable for any damages (including, without limitation, damages for loss of business projects, or loss of profits) arising in contract, tort or otherwise from the use of or inability to use any of its contents, or from any action taken (or refrained from being taken) as a result of using the analysis or any of its contents. Datanet its directors, owners, editors, officials, employees, distributor and agents or any associate will not be liable for any errors in the information contained or any consequences arising from the use of the contents of the provided information/analysis.
10. If any provision of these terms and conditions is held invalid or illegal or unenforceable for any reason by any court of competent jurisdiction, such provision shall be severed and the remainder of provisions of the terms and conditions shall continue in full force and effect as if the Term of Use had been executed with the invalid, illegal or unenforceable provision eliminated.
11. If there are any discrepancies in the information provided, please bring it to attention of Datanet for suitable rectification measures.

Buy Online This Complete Book At
Datanet India eBooks Store

www.indiastatpublications.com

or go directly at

[http://www.indiastatpublications.com/
Assembly_factbook/Delhi/South_Delhi/ Badarpur](http://www.indiastatpublications.com/Assembly_factbook/Delhi/South_Delhi/Badarpur)



i indiastat**elections**

ISBN : 978-93-5293-400-3



9 789352 934003