



Delhi

Assembly Factbook™

Kirari Assembly Constituency

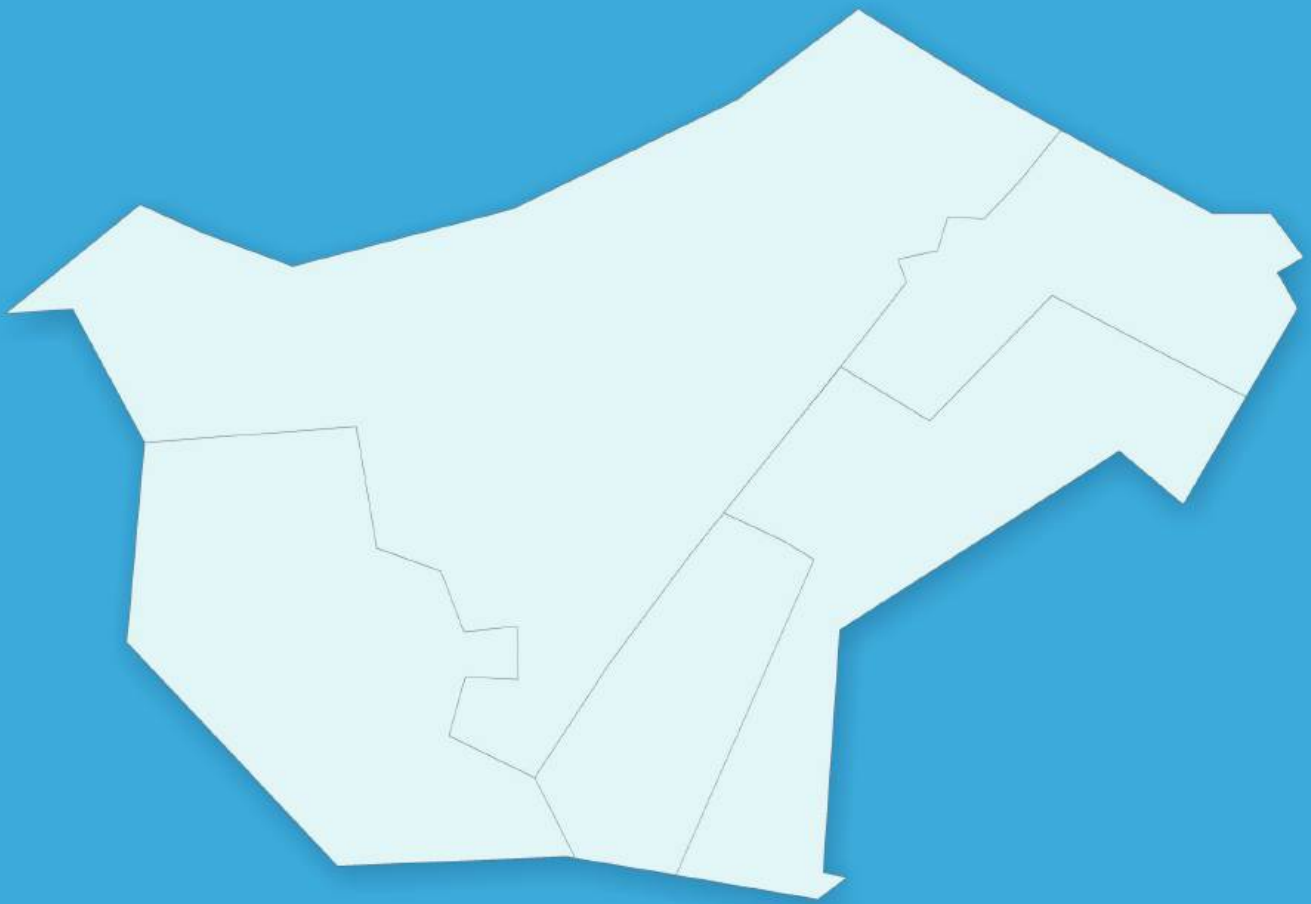


Key Electoral Data of Kirari
Assembly Constituency (Vidhan Sabha)

Delhi

Assembly Factbook™

Kirari Assembly Constituency



Kirari Vidhan Sabha

Editor & Director

Dr. R.K. Thukral

Research Editor

Dr. Shafeeq Rahman

Compiled, Researched and Published by Datanet India Pvt. Ltd.

D-100, 1st Floor,

Okhla Industrial Area, Phase-I,
New Delhi- 110020.

Ph.: 91-11- 43580781-84

Email : support@indiastatpublications.com

Website : www.indiastatelections.com

Online Book Store :

www.indiastatpublications.com

Report No. : AFB/DL-09-0123

ISBN : 978-93-5293-422-5

First Edition : January, 2018

Sixth Updated Edition : January, 2023

Price : Rs. 11500/-

US\$ 310

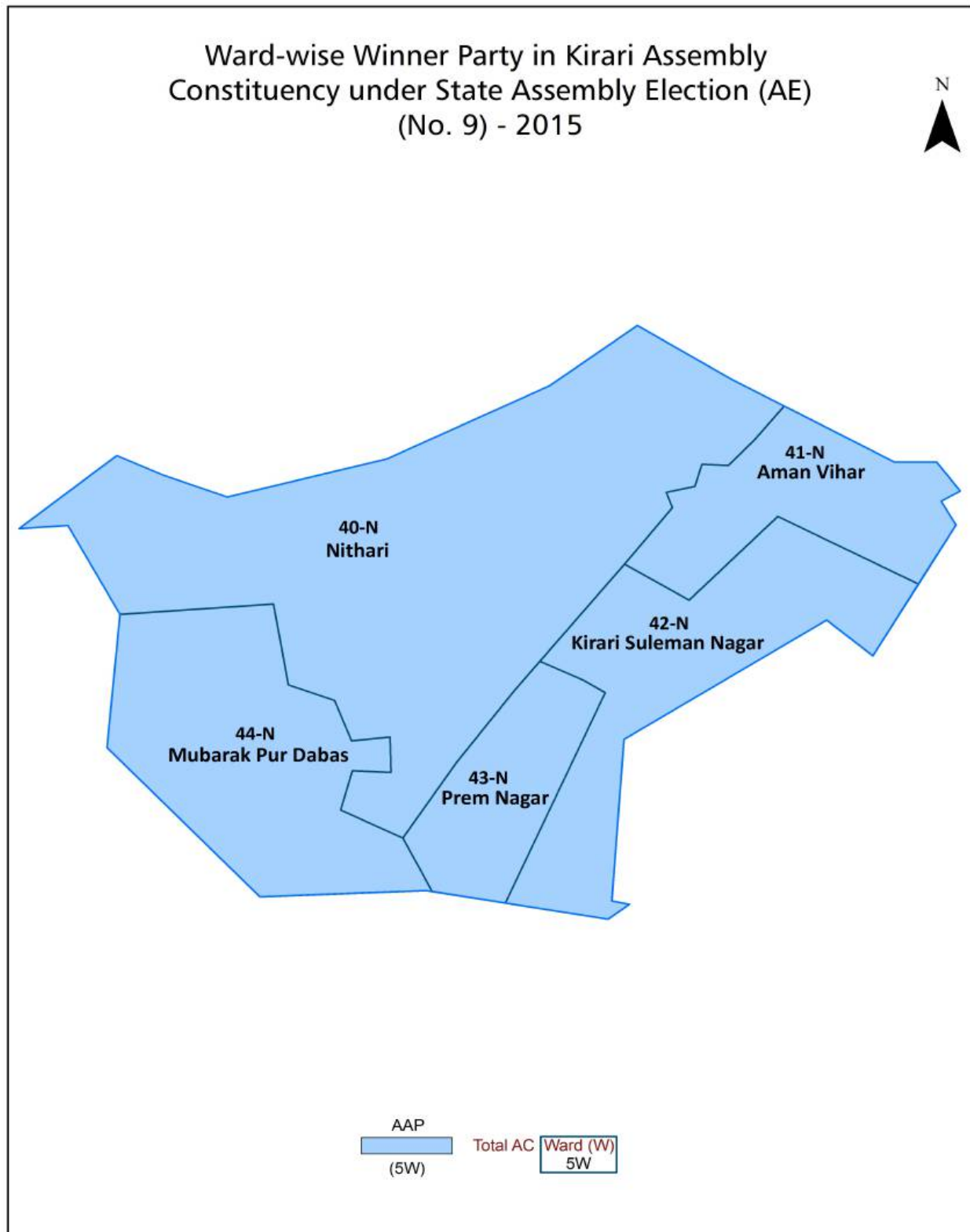
© Datanet India Pvt. Ltd.

All rights reserved. No part of this book may be reproduced, stored in a retrieval system or transmitted in any form or by any means, mechanical photocopying, photographing, scanning, recording or otherwise without the prior written permission of the publisher. Please refer to Disclaimer at page no. 202 for the use of this publication.

Printed in India

No.	Particulars	Page No.
1	Introduction Assembly Constituency at a Glance Features of Assembly as per Delimitation Commission of India (2008)	1-2
2	Location and Political Maps Location Map Boundaries of Assembly Constituency in District Boundaries of Assembly Constituency under Parliamentary Constituency Ward-wise Winner Parties- 2020, 2019, 2015, 2014, 2009 and 2008	3-11
3	Administrative Setup & Demographics (2011) Ward Name Ward Number Population Population by Ward Sex Ratio Religious Population Social Population	12
4	Electoral Features Important Dates of Last Elections Held Electors by Gender Service Electors Voters Voters Turnout Polling Stations & Average Number of Electors per Polling Station Electors by Age Group Present Elected Representatives	13-18
5	Historical Summary Election Results Vote Share of Major Parties Winning Margin (Number & Percentage) Polarity Summary Result of Assembly Segment of Parliamentary Election 2019, 2014 and 2009 Summary Result of Assembly Elections 2020, 2015, 2013 and 2008	19-29
6	Polling Station Level Election Results Name and Number of Polling Station 2020, 2019, 2015, 2014, 2009 and 2008 Polling Station-wise Electoral, Voter & Voter Turnout 2020, 2019, 2015, 2014, 2009 and 2008 Polling Station wise Elections Results 2020, 2019, 2015, 2014, 2009 and 2008	30-183
7	MCD Ward Election Result MCD Election 2017 and 2012	184-195
8	Share of Assembly Constituency Share of Assembly Constituency in State and Parliamentary Constituency	196
9	Abbreviation & Sources	199-200
10	Disclaimer	202

Location & Political Map

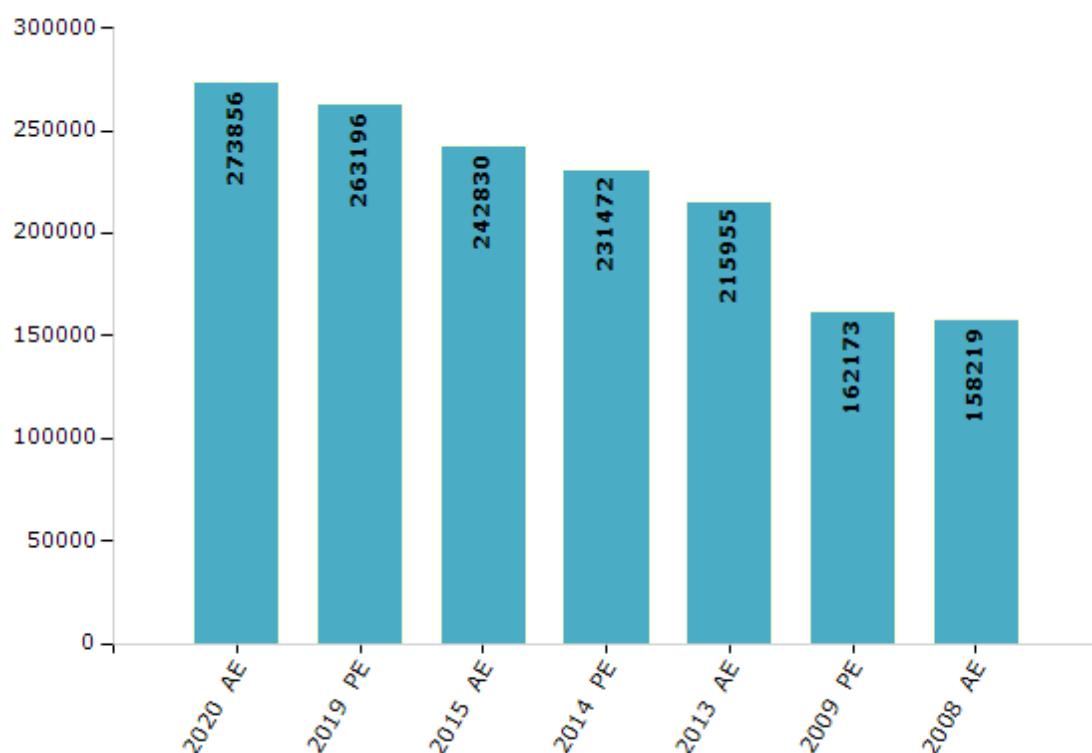


Electoral Features

Electors by Male & Female

Year	Male	Female	Others	Total	Year	Male	Female	Others	Total
2020 AE	156081	117737	38	273856	2003 AE	-	-	-	-
2019 PE	150649	112515	32	263196	1999 PE	-	-	-	-
2015 AE	139946	102855	29	242830	1998 AE	-	-	-	-
2014 PE	133416	98036	20	231472	1993 AE	-	-	-	-
2013 AE	124588	91352	15	215955	1983 AE	-	-	-	-
2009 PE	93740	68433	0	162173	1977 AE	-	-	-	-
2008 AE	91393	66826	-	158219	1972 AE	-	-	-	-
2004 PE	-	-	-	-	1952 AE	-	-	-	-

Number of Electors



Note : AE : Assembly Election, PE : Assembly Segment of Parliamentary Election

Historical Summary Election Results

Summary Result of Assembly Election - 2013

Candidate Name	Party	Votes	Votes %
Anil Jha	BJP	72283	52.15
Rajan Prakash	AAP	23757	17.14
Amit Malik	INC	18515	13.36
Pushp Raj	BSP	16922	12.21
Rajkumar Sharma	PECP	1486	1.07
Dinesh Kumar	IND	1022	0.74
D N Bhagat	JD(U)	944	0.68
H L Gandhi	IND	893	0.64
Abinav Sanjay Prajapati	NCP	670	0.48
Javed	SDPI	274	0.2
Ram Chander	HND	230	0.17
Shankar Shah	RVNP	201	0.15
Mohd. Shadab	BASPB	184	0.13
Ramrit Sharma	AIFB	173	0.12
Sharwan Singh	JKNPP	162	0.12
Basant Mehta	IND	142	0.1
Naresh Chander Pal	BSKP	134	0.1
Jitender Singh	AA S P	91	0.07
	NOTA	534	0.39

Polling Station Level Election Results

Number and Name of Polling Stations (PS) (2020)

Number of Polling Stations	Name of Polling Stations	Number of Polling Stations	Name of Polling Stations
1	Nigam Pratibha Kanya Vidyalaya Mubarak Pur	22	Sanjay Model Public School Niti Vihar, Kirari Suleman Nagar
2	Nigam Pratibha Kanya Vidyalaya Mubarak Pur	23	P S M Public Sr. Sec. School Pratap Vihar, Part-I, Kirari Suleman Nagar
3	Nigam Pratibha Kanya Vidyalaya Mubarak Pur	24	P S M Public Sr. Sec. School Pratap Vihar, Part-I, Kirari Suleman Nagar
4	Nigam Pratibha Kanya Vidyalaya Mubarak Pur	25	P S M Public Sr. Sec. School Pratap Vihar, Part-I, Kirari Suleman Nagar
5	Nigam Pratibha Kanya Vidyalaya Mubarak Pur	26	P S M Public Sr. Sec. School Pratap Vihar, Part-I, Kirari Suleman Nagar
6	Nigam Pratibha Kanya Vidyalaya Mubarak Pur	27	P S M Public Sr. Sec. School Pratap Vihar, Part-I, Kirari Suleman Nagar
7	Nigam Pratibha Kanya Vidyalaya Mubarak Pur	28	Naveen Public School Nithari
8	Nigam Pratibha Kanya Vidyalaya Mubarak Pur	29	Naveen Public School Nithari
9	Nigam Pratibha Kanya Vidyalaya Mubarak Pur	30	Naveen Public School Nithari
10	Nigam Pratibha Kanya Vidyalaya Mubarak Pur	31	Naveen Public School Nithari
11	Nigam Pratibha Kanya Vidyalaya Mubarak Pur	32	Naveen Public School Nithari
12	Nigam Pratibha Kanya Vidyalaya Mubarak Pur	33	Naveen Public School Nithari
13	M C D Girls School Kirari Suleman Nagar-I	34	Naveen Public School Nithari
14	M C D Girls School Kirari Suleman Nagar-I	35	Naveen Public School Nithari
15	M C D Girls School Kirari Suleman Nagar-I	36	Naveen Public School Nithari
16	M C D Girls School Kirari Suleman Nagar-I	37	Naveen Public School Nithari
17	M C D Girls School Kirari Suleman Nagar-I	38	Bal Sthali Public School Kirari
18	Bal Sthali Public School Kirari	39	Bal Sthali Public School Kirari
19	Bal Sthali Public School Kirari	40	Bal Sthali Public School Kirari
20	Sanjay Model Public School Niti Vihar, Kirari Suleman Nagar	41	Bal Sthali Public School Kirari
21	Sanjay Model Public School Niti Vihar, Kirari Suleman Nagar	42	Baleshwar Memorial Public School G-129 Prem Nagar I Kirari Suleman Nagar

Contd....

Polling Station Level Election Results

Polling Station-wise Votes Secured by Overall Top Five Parties in Kirari Assembly in Assembly Election (AE) under North West Delhi Parliamentary Constituency in Delhi (2020)

Number of Polling Station	Winner - Rituraj Govind (AAP)	Runner-up - Anil Jha (BJP)	3rd - Kaushal Mishra (IND)	4th - Rabindra Kumar Singh (BSP)	5th - Ravinder Kumar (IND)	NOTA	Other	Total Votes Secured
36	207	274	7	1	3	4	4	500
37	132	354	1	5	1	3	1	497
38	345	346	7	4	3	6	6	717
39	306	293	13	7	3	1	3	626
40	361	318	10	4	0	6	3	702
41	274	324	5	2	3	6	3	617
42	376	525	6	4	5	6	14	936
43	446	424	8	4	3	10	3	898
44	412	267	7	6	2	5	9	708
45	234	260	5	2	0	2	1	504
46	370	278	7	7	1	1	6	670
47	322	448	5	6	0	11	7	799
48	296	385	4	2	3	5	9	704
49	239	181	4	4	2	2	2	434
50	314	386	7	6	4	7	4	728
51	197	270	3	5	0	3	1	479
52	234	259	9	6	1	3	5	517
53	198	275	3	6	1	6	3	492
54	494	363	17	7	3	4	3	891
55	204	439	8	6	2	0	1	660
56	323	383	11	6	4	4	2	733
57	181	471	7	3	3	4	4	673
58	303	398	3	7	0	3	2	716
59	227	255	5	1	2	4	4	498
60	300	388	3	2	2	5	2	702
61	356	472	3	1	3	5	3	843
62	270	492	3	0	6	8	15	794
63	311	486	4	3	0	3	9	816
64	266	294	16	2	2	8	5	593
65	315	343	7	8	2	4	9	688
66	440	465	14	3	3	5	9	939
67	451	367	2	4	0	5	6	835
68	416	337	11	7	5	4	7	787
69	219	186	3	1	3	1	3	416
70	146	173	2	2	0	6	3	332

Contd....

Polling Station Level Election Results

Winner, Runner-up and 3rd Party Position & Winning Margin According to Polling Stations in Kirari Assembly in Assembly Election (AE) under North West Delhi Parliamentary Constituency in Delhi (2020)

Polling Station Number	Winner Party	Winner Votes (%)	Runner-up Party	Runner-up Votes (%)	Winning Margin Votes (%)	Third Party	Third Party Votes (%)	Other Votes (%)
71	AAP	294 (49.49)	BJP	284 (47.81)	10 (1.68)	BSP	5 (0.84)	11 (1.85)
72	AAP	329 (48.96)	BJP	327 (48.66)	2 (0.3)	IND (KM)	6 (0.89)	10 (1.49)
73	AAP	380 (53.9)	BJP	294 (41.7)	86 (12.2)	IND (KM)	10 (1.42)	21 (2.98)
74	BJP	323 (57.07)	AAP	223 (39.4)	100 (17.67)	IND (KM)	8 (1.41)	12 (2.12)
75	BJP	369 (53.48)	AAP	287 (41.59)	82 (11.89)	IND (KM)	17 (2.46)	17 (2.46)
76	BJP	285 (63.62)	AAP	149 (33.26)	136 (30.36)	IND (KM)	3 (0.67)	11 (2.46)
77	BJP	194 (57.23)	AAP	133 (39.23)	61 (18)	BSP	4 (1.18)	8 (2.36)
78	AAP	335 (53.34)	BJP	264 (42.04)	71 (11.3)	IND (KM)	8 (1.27)	21 (3.34)
79	BJP	327 (57.88)	AAP	220 (38.94)	107 (18.94)	BSP	5 (0.88)	13 (2.3)
80	AAP	306 (51.17)	BJP	273 (45.65)	33 (5.52)	IND (KM)	5 (0.84)	14 (2.34)
81	BJP	243 (50.52)	AAP	226 (46.99)	17 (3.53)	IND (RK)	3 (0.62)	9 (1.87)
82	AAP	457 (56.28)	BJP	323 (39.78)	134 (16.5)	RJD	10 (1.23)	22 (2.71)
83	AAP	317 (51.88)	BJP	258 (42.23)	59 (9.65)	IND (KM)	12 (1.96)	24 (3.93)
84	AAP	488 (63.96)	BJP	230 (30.14)	258 (33.82)	IND (KM)	22 (2.88)	23 (3.01)
85	BJP	266 (50.28)	AAP	248 (46.88)	18 (3.4)	IND (KM)	6 (1.13)	9 (1.7)
86	BJP	255 (52.36)	AAP	213 (43.74)	42 (8.62)	BSP	7 (1.44)	12 (2.46)
87	BJP	448 (57.29)	AAP	309 (39.51)	139 (17.78)	IND (KM)	11 (1.41)	14 (1.79)
88	BJP	224 (51.26)	AAP	202 (46.22)	22 (5.04)	BSP	5 (1.14)	6 (1.37)
89	AAP	419 (55.57)	BJP	301 (39.92)	118 (15.65)	IND (KM)	11 (1.46)	23 (3.05)
90	BJP	391 (53.42)	AAP	316 (43.17)	75 (10.25)	IND (KM)	12 (1.64)	13 (1.78)
91	BJP	418 (51.35)	AAP	367 (45.09)	51 (6.26)	BSP	10 (1.23)	19 (2.33)
92	BJP	182 (50.7)	AAP	164 (45.68)	18 (5.02)	BSP	5 (1.39)	8 (2.23)
93	BJP	308 (55.7)	AAP	208 (37.61)	100 (18.09)	IND (KM)	13 (2.35)	24 (4.34)
94	BJP	190 (54.6)	AAP	143 (41.09)	47 (13.51)	BSP	6 (1.72)	9 (2.59)
95	BJP	372 (65.72)	AAP	186 (32.86)	186 (32.86)	IND (KM)	3 (0.53)	5 (0.88)
96	BJP	405 (56.17)	AAP	292 (40.5)	113 (15.67)	IND (KM)	6 (0.83)	18 (2.5)
97	BJP	250 (60.24)	AAP	152 (36.63)	98 (23.61)	IND (KM)	6 (1.45)	7 (1.69)
98	BJP	425 (53.8)	AAP	350 (44.3)	75 (9.5)	IND (KM)	4 (0.51)	11 (1.39)
99	BJP	358 (48.77)	AAP	348 (47.41)	10 (1.36)	IND (KM)	9 (1.23)	19 (2.59)
100	BJP	268 (49.91)	AAP	252 (46.93)	16 (2.98)	IND (KM)	6 (1.12)	11 (2.05)
101	AAP	296 (64.91)	BJP	143 (31.36)	153 (33.55)	IND (KM)	6 (1.32)	11 (2.41)
102	AAP	270 (61.64)	BJP	154 (35.16)	116 (26.48)	IND (KM)	3 (0.68)	11 (2.51)
103	AAP	281 (61.76)	BJP	161 (35.38)	120 (26.38)	IND (KM)	3 (0.66)	10 (2.2)
104	AAP	335 (49.48)	BJP	324 (47.86)	11 (1.62)	IND (KM)	4 (0.59)	14 (2.07)
105	AAP	330 (53.05)	BJP	277 (44.53)	53 (8.52)	IND (KM)	6 (0.96)	9 (1.45)

Contd....

MCD Election Results

Number and Name of Ward (2017)

Number of Ward	Name of Ward	Number of Ward	Name of Ward
040N	Nithari		
041N	Aman Vihar		
042N	Kirari Suleman Nagar		
043N	Prem Nagar		
044N	Mubarak Pur Dabas		

Number and Name of Ward (2012)

Number of Ward	Name of Ward	Number of Ward	Name of Ward
33	Pratap Vihar		
34	Nithari (W)		
35	Kirari Suleman Nagar (SC)		
36	Prem Nagar		

MCD Election Results

Ward-wise Winner & Runner-up in Kirari Assembly Constituency (MCD Election 2017)

MCD Ward Number	Winner Party	Winner Votes (%)	Runner-up Party	Runner-up Votes (%)	Winning Margin Votes (%)
040N	BJP	10390 (36.75)	AAP	9916 (35.08)	474 (1.67)
041N	AAP	9887 (35.21)	BJP	8899 (31.69)	988 (3.52)
042N	BJP	9287 (40.15)	AAP	8709 (37.65)	578 (2.5)
043N	AAP	9274 (34.47)	BJP	7854 (29.19)	1420 (5.28)
044N	BJP	13997 (44.91)	AAP	7298 (23.42)	6699 (21.49)

MCD Election Results

Summary Result of Ward 040 N (Nithari) : MCD Election - 2017

Candidate Name	Party	Votes	Votes%
Ward 040 N : Nithari			
Sona Choudhry	BJP	10390	36.75
Sarika Suman	AAP	9916	35.08
Poonam Upadhaya	INC	4668	16.51
Sufada Khatoon	BSP	1387	4.91
Sonia Anees	AIMIM	771	2.73
Nootan Kumari	IND	304	1.08
Suchita Kumari	IND	188	0.67
Nirmala Yadav	JD(U)	175	0.62
Anita Devi	IND	114	0.4
Kiran Devi	IND	89	0.31
Poonam Chaudhary	IND	49	0.17
	NOTA	219	0.77

DISCLAIMER

The Terms of Use and Disclaimer of Datanet India Private Limited (hereinafter referred to as "Datanet") for use of this analysis report of **Kirari Assembly Constituency (Kirari Vidhan Sabha)** :-

1. **Assembly Factbook™** is a Registered Trade Mark owned by Datanet.
2. All the maps are sketched and graphical representation only and have not been drawn to the scale and also not to represent the actual geographical area or boundary of the unit.
3. The data for the aforesaid analysis is based on authentic sources and has been culled from the various publications of Census, CSO and NSSO for district and block level data, various central and state government departments, Central & State Elections Commissions and the concerned Returning Officers' releases, Electoral Rolls, Election results and allied publications, internal assessment, surveys, estimates and analysis. Therefore, certain adjustment of data at micro level may have been done to arrive closer to the macro data.
4. Data have been provided on an "As Is" and "As AVAILABLE" basis
5. The colours shown in the maps or diagram and charts of a particular party, alliance or AC are indicative and do not represent them.
6. This publication which includes maps, sheets, graphs and data would be the property under copyright of Datanet only. The user may use these for its internal study, analysis and research purposes. It's public display, re-selling or any commercial uses by the user are not allowed.
7. Datanet has taken due care and caution in compilation and processing of data and allied information, but does not guarantee the accuracy, adequacy or completeness of any information/analysis and will be not responsible for any errors or omissions or for the results obtained from the use of such information/analysis.
8. All the contents for the publication have been culled from various authentic sources and Datanet reasonably believes such sources to be reliable, but does not make any representations, express or implied as to the accuracy or fitness of use of such information. The information or contents of the information/analysis do not constitute advice and should not be relied upon in making (or refraining from making) any decision. Any reliance placed upon the information provided by Datanet is the sole responsibility and strictly at the user's risk.
9. In no event will Datanet be liable for any damages (including, without limitation, damages for loss of business projects, or loss of profits) arising in contract, tort or otherwise from the use of or inability to use any of its contents, or from any action taken (or refrained from being taken) as a result of using the analysis or any of its contents. Datanet its directors, owners, editors, officials, employees, distributor and agents or any associate will not be liable for any errors in the information contained or any consequences arising from the use of the contents of the provided information/analysis.
10. If any provision of these terms and conditions is held invalid or illegal or unenforceable for any reason by any court of competent jurisdiction, such provision shall be severed and the remainder of provisions of the terms and conditions shall continue in full force and effect as if the Term of Use had been executed with the invalid, illegal or unenforceable provision eliminated.
11. If there are any discrepancies in the information provided, please bring it to attention of Datanet for suitable rectification measures.

Buy Online This Complete Book At
Datanet India eBooks Store

www.indiastatpublications.com

or go directly at

[http://www.indiastatpublications.com/
Assembly_factbook/Delhi/North_West_Delhi/ Kirari](http://www.indiastatpublications.com/Assembly_factbook/Delhi/North_West_Delhi/Kirari)



i indiastat**elections**

ISBN : 978-93-5293-422-5



9 789352 934225