



Delhi

Assembly Factbook™

Badli Assembly Constituency




Key Electoral Data of Badli
Assembly Constituency (Vidhan Sabha)

Delhi

Assembly Factbook™

Badli Assembly Constituency



Badli Vidhan Sabha

Editor & Director

Dr. R.K. Thukral

Research Editor

Dr. Shafeeq Rahman

Compiled, Researched and Published by Datanet India Pvt. Ltd.

D-100, 1st Floor,

Okhla Industrial Area, Phase-I,
New Delhi- 110020.

Ph.: 91-11- 43580781-84

Email : support@indiastatpublications.com

Website : www.indiastatelections.com

Online Book Store :

www.indiastatpublications.com

Report No. : AFB/DL-05-0123

ISBN : 978-93-5293-401-0

First Edition : January, 2018

Sixth Updated Edition : January, 2023

Price : Rs. 11500/-

US\$ 310

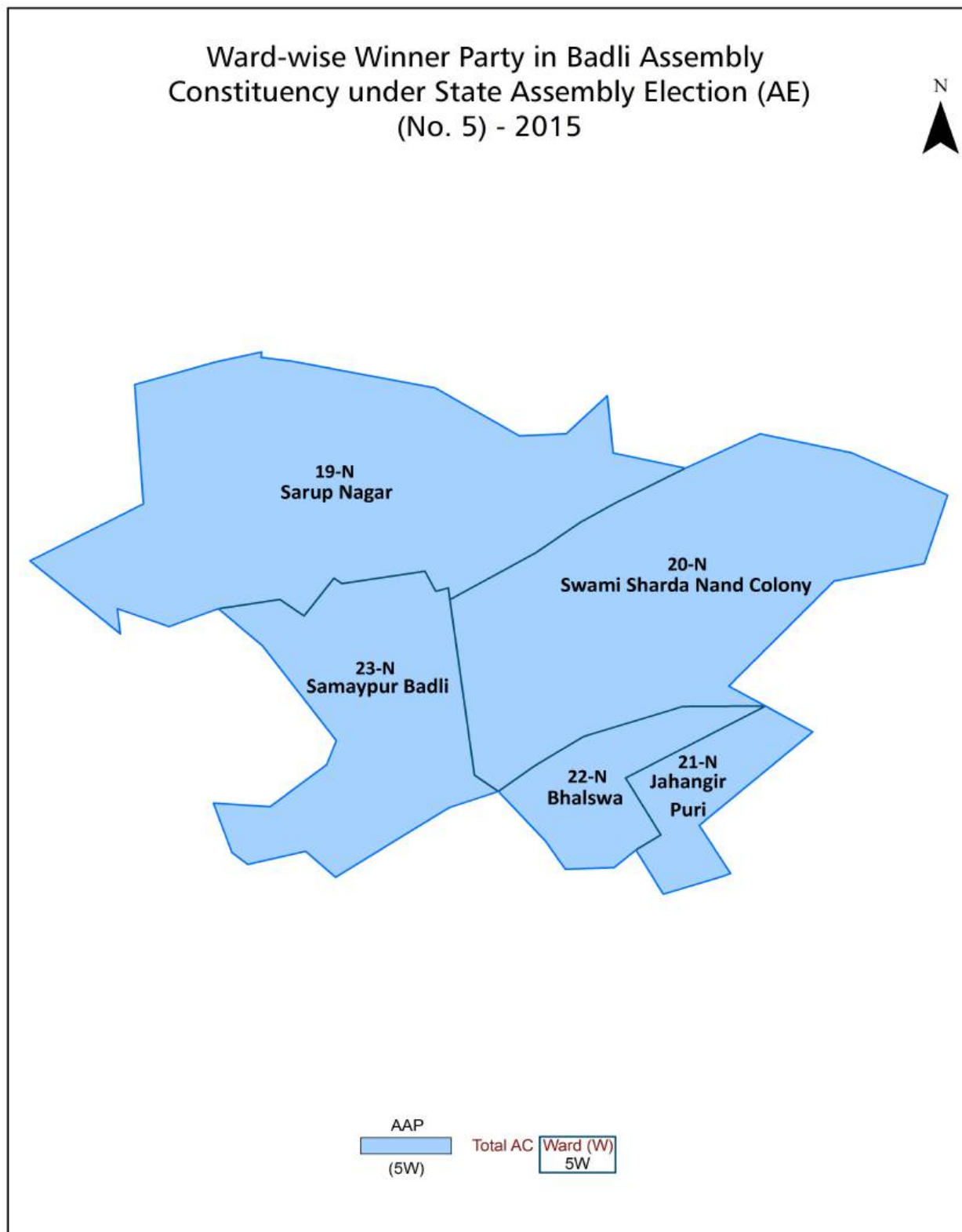
© Datanet India Pvt. Ltd.

All rights reserved. No part of this book may be reproduced, stored in a retrieval system or transmitted in any form or by any means, mechanical photocopying, photographing, scanning, recording or otherwise without the prior written permission of the publisher. Please refer to Disclaimer at page no. 206 for the use of this publication.

Printed in India

No.	Particulars	Page No.
1	Introduction Assembly Constituency at a Glance Features of Assembly as per Delimitation Commission of India (2008)	1-2
2	Location and Political Maps Location Map Boundaries of Assembly Constituency in District Boundaries of Assembly Constituency under Parliamentary Constituency Ward-wise Winner Parties- 2020, 2019, 2015, 2014, 2013, 2009 and 2008	3-11
3	Administrative Setup & Demographics (2011) Ward Name Ward Number Population Population by Ward Sex Ratio Religious Population Social Population	12
4	Electoral Features Important Dates of Last Elections Held Electors by Gender Service Electors Voters Voters Turnout Polling Stations & Average Number of Electors per Polling Station Electors by Age Group Present Elected Representatives	13-18
5	Historical Summary Election Results Vote Share of Major Parties Winning Margin (Number & Percentage) Polarity Summary Result of Assembly Segment of Parliamentary Election 2019, 2014, 2009, 2004 and 1999 Summary Result of Assembly Elections 2020, 2015, 2013, 2008, 2003, 1998, 1993 and 1972	19-35
6	Polling Station Level Election Results Name and Number of Polling Station 2020, 2019, 2015, 2014, 2013, 2009 and 2008 Polling Station-wise Electoral, Voter & Voter Turnout 2020, 2019, 2015, 2014, 2013, 2009 and 2008 Polling Station wise Elections Results 2020, 2019, 2015, 2014, 2013, 2009 and 2008	36-187
7	MCD Ward Election Result MCD Election 2017 and 2012	188-199
8	Share of Assembly Constituency Share of Assembly Constituency in State and Parliamentary Constituency	200
9	Abbreviation & Sources	203-204
10	Disclaimer	206

Location & Political Map

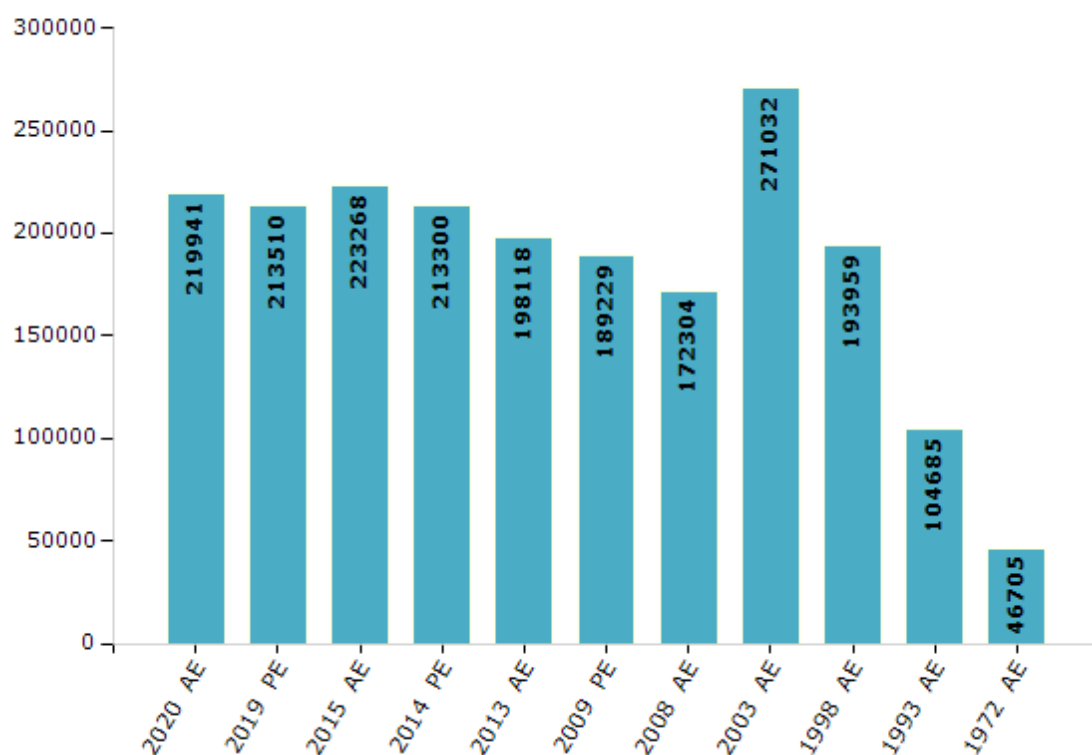


Electoral Features

Electors by Male & Female

Year	Male	Female	Others	Total	Year	Male	Female	Others	Total
2020 AE	124791	95125	25	219941	2003 AE	151905	119127	-	271032
2019 PE	121753	91742	15	213510	1999 PE	-	-	-	-
2015 AE	128192	95053	23	223268	1998 AE	117761	76198	-	193959
2014 PE	122522	90761	17	213300	1993 AE	57578	47107	-	104685
2013 AE	113503	84609	6	198118	1983 AE	-	-	-	-
2009 PE	109454	79775	0	189229	1977 AE	-	-	-	-
2008 AE	99058	73246	-	172304	1972 AE	25138	21567	-	46705
2004 PE	-	-	-	-	1952 AE	-	-	-	-

Number of Electors

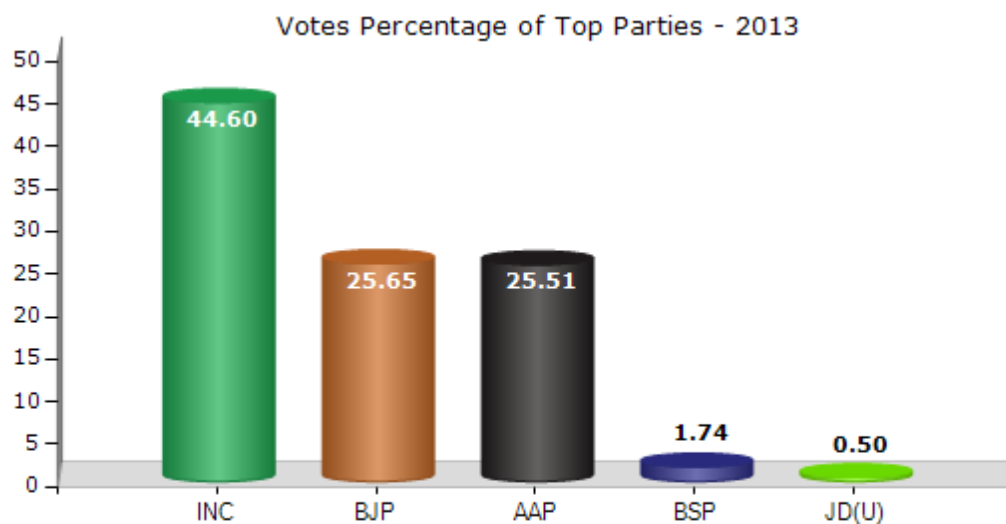


Note : AE : Assembly Election, PE : Assembly Segment of Parliamentary Election

Historical Summary Election Results

Summary Result of Assembly Election - 2013

Candidate Name	Party	Votes	Votes %
Devender Yadav	INC	54372	44.6
Vijay Kumar Bhagat	BJP	31263	25.65
Mohan Krishan	AAP	31098	25.51
Munawwar Hassan	BSP	2125	1.74
Mahesh Sahu	JD(U)	615	0.5
Mohan Jha	IND	418	0.34
Puneet Mandal	HND	274	0.22
Raj Kumar	RLD	253	0.21
Waqar Khan	SP	204	0.17
Manoj Kumar Pandey	IND	190	0.16
Jai Pal	IND	108	0.09
	NOTA	978	0.8



Polling Station Level Election Results

Number and Name of Polling Stations (PS) (2020)

Number of Polling Stations	Name of Polling Stations	Number of Polling Stations	Name of Polling Stations
1	Choudhary Chhotu Ram Memorial Public School, (Bhagat Singh Park (Siraspur)) Bhagat Singh Park (Siraspur)	22	Choudhary Chhotu Ram Memorial Public School, (Bhagat Singh Park (Siraspur)) Bhagat Singh Park (Siraspur)
2	Choudhary Chhotu Ram Memorial Public School, (Bhagat Singh Park (Siraspur)) Bhagat Singh Park (Siraspur)	23	Choudhary Chhotu Ram Memorial Public School, (Bhagat Singh Park (Siraspur)) Bhagat Singh Park (Siraspur)
3	Choudhary Chhotu Ram Memorial Public School, (Bhagat Singh Park (Siraspur)) Bhagat Singh Park (Siraspur)	24	Choudhary Chhotu Ram Memorial Public School, (Bhagat Singh Park (Siraspur)) Bhagat Singh Park (Siraspur)
4	Choudhary Chhotu Ram Memorial Public School, (Bhagat Singh Park (Siraspur)) Bhagat Singh Park (Siraspur)	25	Choudhary Chhotu Ram Memorial Public School, (Bhagat Singh Park (Siraspur)) Bhagat Singh Park (Siraspur)
5	Nigam Pratibha Bal Vidyalaya Siraspur	26	Choudhary Chhotu Ram Memorial Public School, (Bhagat Singh Park (Siraspur)) Bhagat Singh Park (Siraspur)
6	Nigam Pratibha Bal Vidyalaya Siraspur	27	M.C. Primary School (Boys And Girls), Libaspur
7	Nigam Pratibha Bal Vidyalaya Siraspur	28	M.C. Primary School (Boys And Girls), Libaspur
8	Nigam Pratibha Bal Vidyalaya Siraspur	29	M.C. Primary School (Boys And Girls), Libaspur
9	Nigam Pratibha Bal Vidyalaya Siraspur	30	M.C. Primary School (Boys And Girls), Libaspur
10	Gbss School Siraspur	31	M.C. Primary School (Boys And Girls), Libaspur
11	Gbss School Siraspur	32	M.C. Primary School (Boys And Girls), Libaspur
12	Gbss School Siraspur	33	M.C. Primary School (Boys And Girls), Libaspur
13	Gbss School Siraspur	34	M.C. Primary School (Boys And Girls), Libaspur
14	Gbss School Siraspur	35	M.C. Primary School (Boys And Girls), Libaspur
15	Gbss School Siraspur	36	Mc Primary School (Old), Samay Pur
16	Adarsh Sr. Sec.School, Libaspur	37	Govt.Girls Sr. Sec. School, Samaypur
17	Adarsh Sr. Sec.School, Libaspur	38	Mc Primary School (Old), Samay Pur
18	Adarsh Sr. Sec.School, Libaspur	39	Govt.Girls Sr. Sec. School, Samaypur
19	Adarsh Sr. Sec.School, Libaspur	40	M.C. Primary School (Boys And Girls), (New) Samaypur
20	Adarsh Sr. Sec.School, Libaspur	41	M.C. Primary School (Boys And Girls), (New) Samaypur
21	Adarsh Sr. Sec.School, Libaspur	42	M.C. Primary School (Boys And Girls), (New) Samaypur

Contd....

Polling Station Level Election Results

Polling Station-wise Votes Secured by Overall Top Five Parties in Badli Assembly in Assembly Election (AE) under North West Delhi Parliamentary Constituency in Delhi (2020)

Number of Polling Station	Winner - Ajesh Yadav (AAP)	Runner-up - Vijay Kumar Bhagat (BJP)	3rd - Devender Yadav (INC)	4th - Laxman Kumar (BSP)	5th - Siddharth Nair (IND)	NOTA	Other	Total Votes Secured
36	115	92	278	2	2	2	0	491
37	162	139	242	2	1	2	5	553
38	221	46	172	2	0	4	2	447
39	216	172	315	0	4	1	6	714
40	128	86	213	2	0	2	4	435
41	133	229	163	1	1	1	1	529
42	263	42	242	3	1	4	3	558
43	210	26	270	0	2	2	3	513
44	226	18	248	0	1	4	2	499
45	153	19	130	1	0	2	0	305
46	451	53	363	2	1	1	6	877
47	227	193	303	5	3	4	5	740
48	149	123	287	0	0	3	3	565
49	122	124	155	0	0	2	2	405
50	181	106	505	1	0	1	3	797
51	132	74	198	2	1	1	1	409
52	307	55	336	3	4	4	10	719
53	271	54	391	6	9	3	13	747
54	159	193	129	0	2	0	10	493
55	271	197	143	1	5	7	6	630
56	206	114	124	1	1	3	3	452
57	161	75	125	0	1	1	6	369
58	178	134	99	4	0	4	6	425
59	182	130	80	1	3	1	7	404
60	211	227	116	1	1	3	11	570
61	200	107	118	0	1	2	1	429
62	111	101	71	0	0	2	0	285
63	298	188	115	5	3	6	2	617
64	228	139	105	4	4	4	6	490
65	313	216	146	7	2	3	9	696
66	205	178	83	1	3	1	4	475
67	331	336	74	4	1	3	3	752
68	299	240	98	0	2	4	2	645
69	174	160	65	0	0	0	1	400
70	473	52	159	2	1	5	6	698

Contd....

Polling Station Level Election Results

Winner, Runner-up and 3rd Party Position & Winning Margin According to Polling Stations in Badli Assembly in Assembly Election (AE) under North West Delhi Parliamentary Constituency in Delhi (2020)

Polling Station Number	Winner Party	Winner Votes (%)	Runner-up Party	Runner-up Votes (%)	Winning Margin Votes (%)	Third Party	Third Party Votes (%)	Other Votes (%)
71	AAP	521 (65.53)	INC	208 (26.16)	313 (39.37)	BJP	52 (6.54)	14 (1.76)
72	AAP	239 (38.67)	BJP	211 (34.14)	28 (4.53)	INC	161 (26.05)	7 (1.13)
73	BJP	208 (34.84)	AAP	207 (34.67)	1 (0.17)	INC	176 (29.48)	6 (1.01)
74	AAP	553 (61.31)	BJP	207 (22.95)	346 (38.36)	INC	126 (13.97)	16 (1.77)
75	AAP	139 (41.12)	BJP	100 (29.59)	39 (11.53)	INC	95 (28.11)	4 (1.18)
76	AAP	322 (40.1)	BJP	274 (34.12)	48 (5.98)	INC	198 (24.66)	9 (1.12)
77	AAP	327 (43.72)	BJP	265 (35.43)	62 (8.29)	INC	147 (19.65)	9 (1.2)
78	AAP	307 (43.12)	BJP	250 (35.11)	57 (8.01)	INC	149 (20.93)	6 (0.84)
79	AAP	339 (49.42)	BJP	230 (33.53)	109 (15.89)	INC	112 (16.33)	5 (0.73)
80	AAP	332 (53.04)	BJP	205 (32.75)	127 (20.29)	INC	77 (12.3)	12 (1.92)
81	AAP	285 (41.67)	BJP	236 (34.5)	49 (7.17)	INC	153 (22.37)	10 (1.46)
82	AAP	282 (40.58)	BJP	269 (38.71)	13 (1.87)	INC	136 (19.57)	8 (1.15)
83	AAP	428 (49.37)	BJP	264 (30.45)	164 (18.92)	INC	166 (19.15)	9 (1.04)
84	AAP	275 (44.07)	BJP	200 (32.05)	75 (12.02)	INC	137 (21.96)	12 (1.92)
85	AAP	203 (39.96)	BJP	203 (39.96)	0 (0)	INC	96 (18.9)	6 (1.18)
86	AAP	363 (46.07)	BJP	260 (32.99)	103 (13.08)	INC	154 (19.54)	11 (1.4)
87	AAP	369 (40.42)	BJP	291 (31.87)	78 (8.55)	INC	232 (25.41)	21 (2.3)
88	AAP	304 (44.12)	BJP	212 (30.77)	92 (13.35)	INC	145 (21.04)	28 (4.06)
89	AAP	391 (43.64)	BJP	247 (27.57)	144 (16.07)	INC	243 (27.12)	15 (1.67)
90	AAP	368 (54.44)	BJP	189 (27.96)	179 (26.48)	INC	111 (16.42)	8 (1.18)
91	AAP	280 (55.23)	BJP	134 (26.43)	146 (28.8)	INC	82 (16.17)	11 (2.17)
92	AAP	291 (49.32)	BJP	151 (25.59)	140 (23.73)	INC	125 (21.19)	23 (3.9)
93	AAP	324 (49.02)	BJP	204 (30.86)	120 (18.16)	INC	124 (18.76)	9 (1.36)
94	AAP	481 (64.13)	BJP	207 (27.6)	274 (36.53)	INC	48 (6.4)	14 (1.87)
95	AAP	403 (72.48)	BJP	121 (21.76)	282 (50.72)	INC	27 (4.86)	5 (0.9)
96	AAP	354 (64.36)	BJP	150 (27.27)	204 (37.09)	INC	38 (6.91)	8 (1.45)
97	AAP	564 (67.14)	BJP	220 (26.19)	344 (40.95)	INC	48 (5.71)	8 (0.95)
98	AAP	423 (64.78)	BJP	168 (25.73)	255 (39.05)	INC	50 (7.66)	12 (1.84)
99	AAP	346 (65.28)	BJP	124 (23.4)	222 (41.88)	INC	49 (9.25)	11 (2.08)
100	AAP	662 (70.58)	BJP	221 (23.56)	441 (47.02)	INC	43 (4.58)	12 (1.28)
101	AAP	516 (74.67)	BJP	141 (20.41)	375 (54.26)	INC	31 (4.49)	3 (0.43)
102	AAP	566 (68.86)	BJP	194 (23.6)	372 (45.26)	INC	47 (5.72)	15 (1.82)
103	AAP	510 (54.43)	BJP	317 (33.83)	193 (20.6)	INC	94 (10.03)	16 (1.71)
104	AAP	391 (43.25)	BJP	330 (36.5)	61 (6.75)	INC	169 (18.69)	14 (1.55)
105	AAP	326 (46.64)	BJP	210 (30.04)	116 (16.6)	INC	149 (21.32)	14 (2)

Contd....

MCD Election Results

Number and Name of Ward (2017)

Number of Ward	Name of Ward	Number of Ward	Name of Ward
019N	Sarup Nagar		
020N	Swami Sharda Nand Colony		
021N	Jahangir Puri		
022N	Bhalswa		
023N	Samaypur Badli		

Number and Name of Ward (2012)

Number of Ward	Name of Ward	Number of Ward	Name of Ward
17	Samaypur Badli (SCW)		
18	Libas Pur (W)		
19	Bhalswa		
20	Jahangir Puri – II (W)		

MCD Election Results

Ward-wise Winner & Runner-up in Badli Assembly Constituency (MCD Election 2017)

MCD Ward Number	Winner Party	Winner Votes (%)	Runner-up Party	Runner-up Votes (%)	Winning Margin Votes (%)
019N	INC	13205 (46.75)	AAP	8351 (29.57)	4854 (17.18)
020N	BJP	6836 (32.79)	AAP	4263 (20.45)	2573 (12.34)
021N	INC	6038 (33.26)	AAP	5159 (28.42)	879 (4.84)
022N	BJP	9386 (44.69)	AAP	5794 (27.59)	3592 (17.1)
023N	INC	10217 (39.52)	BJP	7755 (30)	2462 (9.52)

MCD Election Results

Summary Result of Ward 019 N (Sarup Nagar) : MCD Election - 2017

Candidate Name	Party	Votes	Votes%
Ward 019 N : Sarup Nagar			
Sudesh	INC	13205	46.75
Smt. Anil Kumari	AAP	8351	29.57
Pushpa	BJP	4944	17.51
Rajeshwari	IND	624	2.21
Sushila	IND	426	1.51
Suman Sharma	IND	291	1.03
Anil Kumari	IND	114	0.4
Zahana	IND	62	0.22
Vijaya Kaushik	IND	56	0.2
	NOTA	170	0.6

DISCLAIMER

The Terms of Use and Disclaimer of Datanet India Private Limited (hereinafter referred to as "Datanet") for use of this analysis report of **Badli Assembly Constituency (Badli Vidhan Sabha)** :-

1. **Assembly Factbook™** is a Registered Trade Mark owned by Datanet.
2. All the maps are sketched and graphical representation only and have not been drawn to the scale and also not to represent the actual geographical area or boundary of the unit.
3. The data for the aforesaid analysis is based on authentic sources and has been culled from the various publications of Census, CSO and NSSO for district and block level data, various central and state government departments, Central & State Elections Commissions and the concerned Returning Officers' releases, Electoral Rolls, Election results and allied publications, internal assessment, surveys, estimates and analysis. Therefore, certain adjustment of data at micro level may have been done to arrive closer to the macro data.
4. Data have been provided on an "As Is" and "As AVAILABLE" basis
5. The colours shown in the maps or diagram and charts of a particular party, alliance or AC are indicative and do not represent them.
6. This publication which includes maps, sheets, graphs and data would be the property under copyright of Datanet only. The user may use these for its internal study, analysis and research purposes. It's public display, re-selling or any commercial uses by the user are not allowed.
7. Datanet has taken due care and caution in compilation and processing of data and allied information, but does not guarantee the accuracy, adequacy or completeness of any information/analysis and will be not responsible for any errors or omissions or for the results obtained from the use of such information/analysis.
8. All the contents for the publication have been culled from various authentic sources and Datanet reasonably believes such sources to be reliable, but does not make any representations, express or implied as to the accuracy or fitness of use of such information. The information or contents of the information/analysis do not constitute advice and should not be relied upon in making (or refraining from making) any decision. Any reliance placed upon the information provided by Datanet is the sole responsibility and strictly at the user's risk.
9. In no event will Datanet be liable for any damages (including, without limitation, damages for loss of business projects, or loss of profits) arising in contract, tort or otherwise from the use of or inability to use any of its contents, or from any action taken (or refrained from being taken) as a result of using the analysis or any of its contents. Datanet its directors, owners, editors, officials, employees, distributor and agents or any associate will not be liable for any errors in the information contained or any consequences arising from the use of the contents of the provided information/analysis.
10. If any provision of these terms and conditions is held invalid or illegal or unenforceable for any reason by any court of competent jurisdiction, such provision shall be severed and the remainder of provisions of the terms and conditions shall continue in full force and effect as if the Term of Use had been executed with the invalid, illegal or unenforceable provision eliminated.
11. If there are any discrepancies in the information provided, please bring it to attention of Datanet for suitable rectification measures.

Buy Online This Complete Book At
Datanet India eBooks Store

www.indiastatpublications.com

or go directly at

[http://www.indiastatpublications.com/
Assembly_factbook/Delhi/North_West_Delhi/ Badli](http://www.indiastatpublications.com/Assembly_factbook/Delhi/North_West_Delhi/Badli)



i indiastat**elections**

ISBN : 978-93-5293-401-0



9 789352 934010