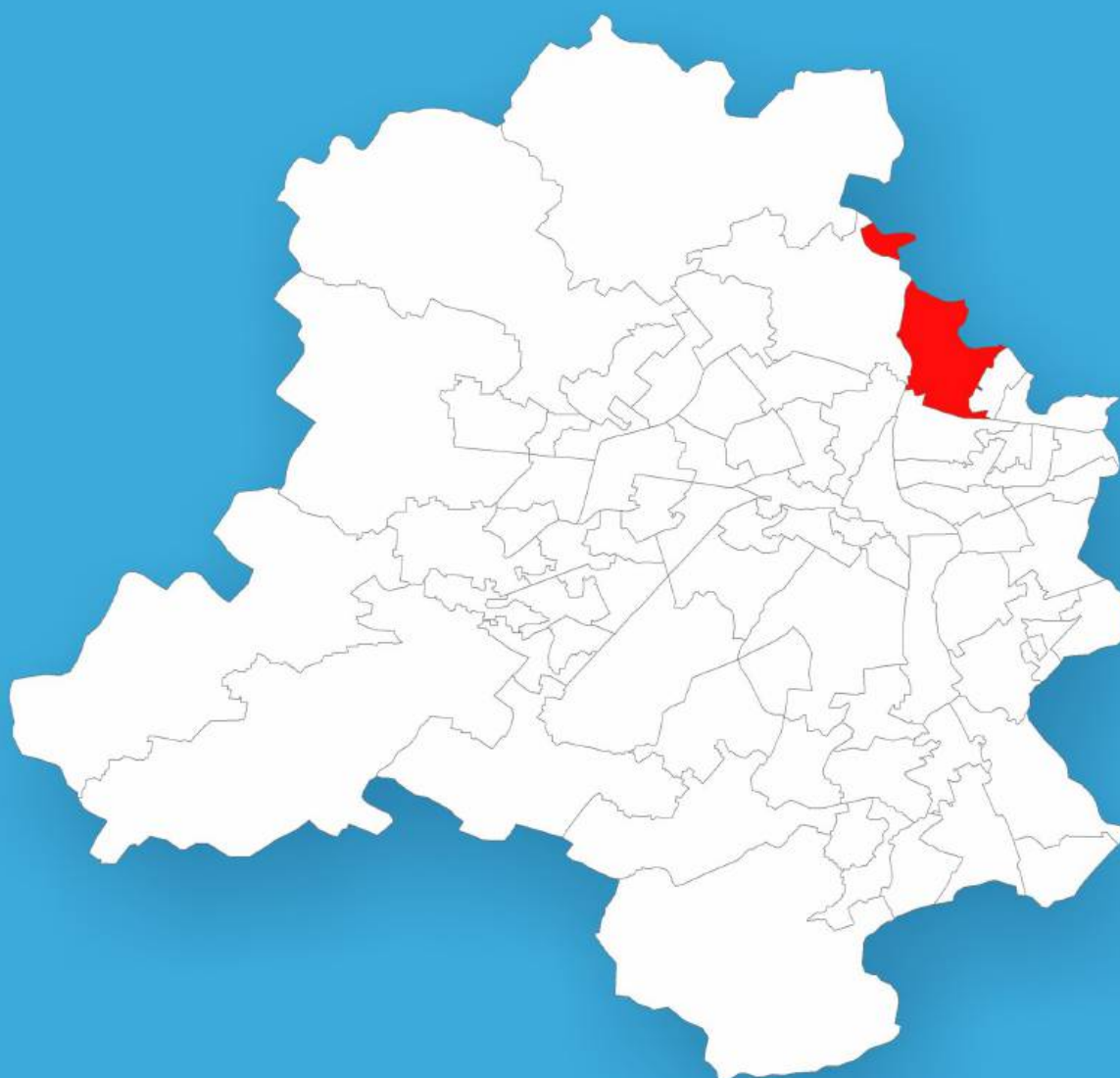




Delhi

Assembly Factbook™

Karawal Nagar Assembly Constituency



Key Electoral Data of Karawal Nagar
Assembly Constituency (Vidhan Sabha)

Delhi

Assembly Factbook™

Karawal Nagar Assembly Constituency



Karawal Nagar Vidhan Sabha

Editor & Director

Dr. R.K. Thukral

Research Editor

Dr. Shafeeq Rahman

Compiled, Researched and Published by Datanet India Pvt. Ltd.

D-100, 1st Floor,

Okhla Industrial Area, Phase-I,
New Delhi- 110020.

Ph.: 91-11- 43580781-84

Email : support@indiastatpublications.com

Website : www.indiastatelections.com

Online Book Store :

www.indiastatpublications.com

Report No. : AFB/DL-70-0123

ISBN : 978-93-5293-419-5

First Edition : January, 2018

Sixth Updated Edition : January, 2023

Price : Rs. 11500/-

US\$ 310

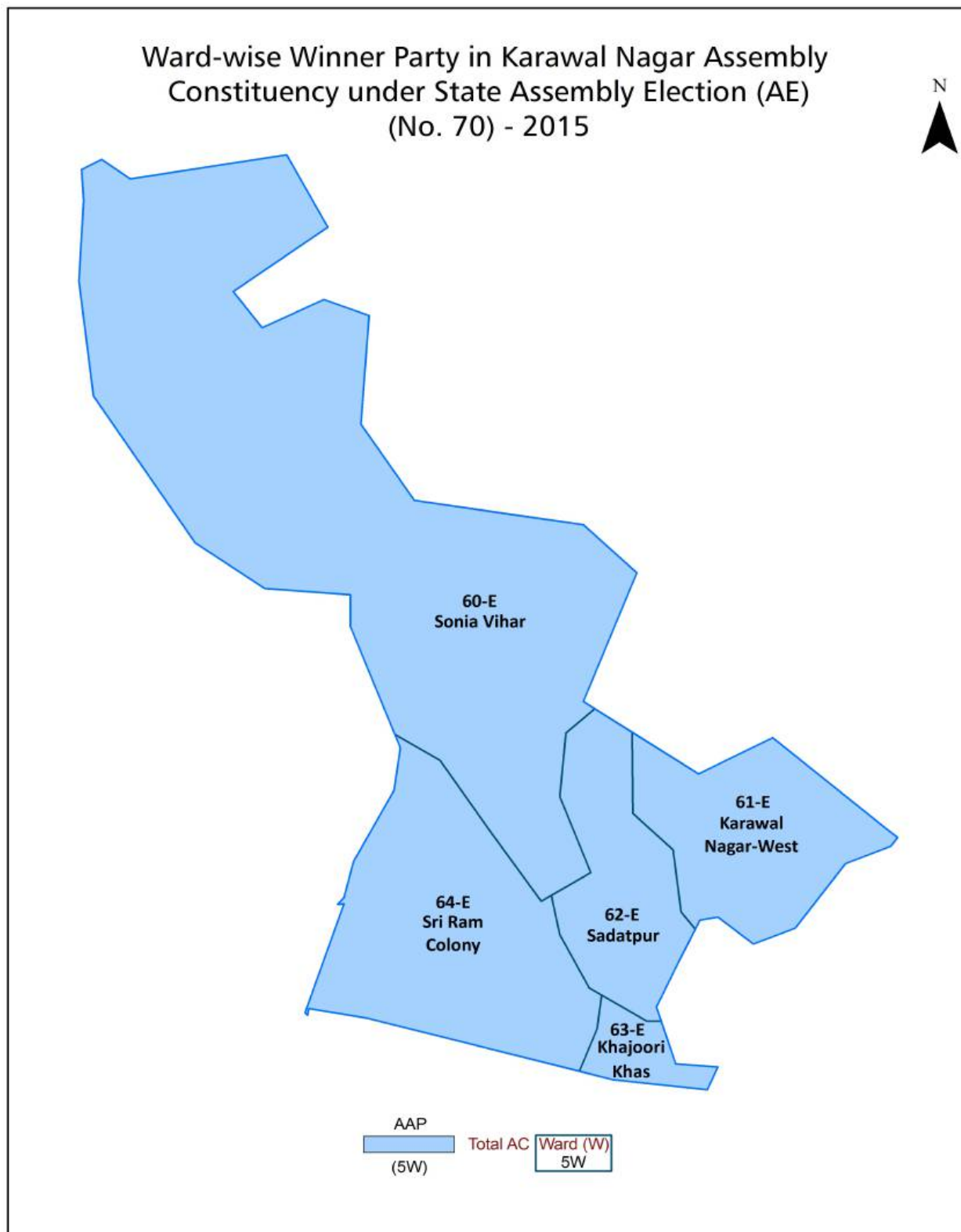
© Datanet India Pvt. Ltd.

All rights reserved. No part of this book may be reproduced, stored in a retrieval system or transmitted in any form or by any means, mechanical photocopying, photographing, scanning, recording or otherwise without the prior written permission of the publisher. Please refer to Disclaimer at page no. 215 for the use of this publication.

Printed in India

No.	Particulars	Page No.
1	Introduction Assembly Constituency at a Glance Features of Assembly as per Delimitation Commission of India (2008)	1-2
2	Location and Political Maps Location Map Boundaries of Assembly Constituency in District Boundaries of Assembly Constituency under Parliamentary Constituency Ward-wise Winner Parties- 2020, 2019, 2015, 2014, 2013, 2009 and 2008	3-11
3	Administrative Setup & Demographics (2011) Ward Name Ward Number Population Population by Ward Sex Ratio Religious Population Social Population	12
4	Electoral Features Important Dates of Last Elections Held Electors by Gender Service Electors Voters Voters Turnout Polling Stations & Average Number of Electors per Polling Station Electors by Age Group Present Elected Representatives	13-18
5	Historical Summary Election Results Vote Share of Major Parties Winning Margin (Number & Percentage) Polarity Summary Result of Assembly Segment of Parliamentary Election 2019, 2014, 2009, 2004 and 1999 Summary Result of Assembly Elections 2020, 2015, 2013, 2008, 2003, 1998 and 1993	19-34
6	Polling Station Level Election Results Name and Number of Polling Station 2020, 2019, 2015, 2014, 2013, 2009 and 2008 Polling Station-wise Electoral, Voter & Voter Turnout 2020, 2019, 2015, 2014, 2013, 2009 and 2008 Polling Station wise Elections Results 2020, 2019, 2015, 2014, 2013, 2009 and 2008	35-196
7	MCD Ward Election Result MCD Election 2017 and 2012	197-208
8	Share of Assembly Constituency Share of Assembly Constituency in State and Parliamentary Constituency	209
9	Abbreviation & Sources	212-213
10	Disclaimer	215

Location & Political Map

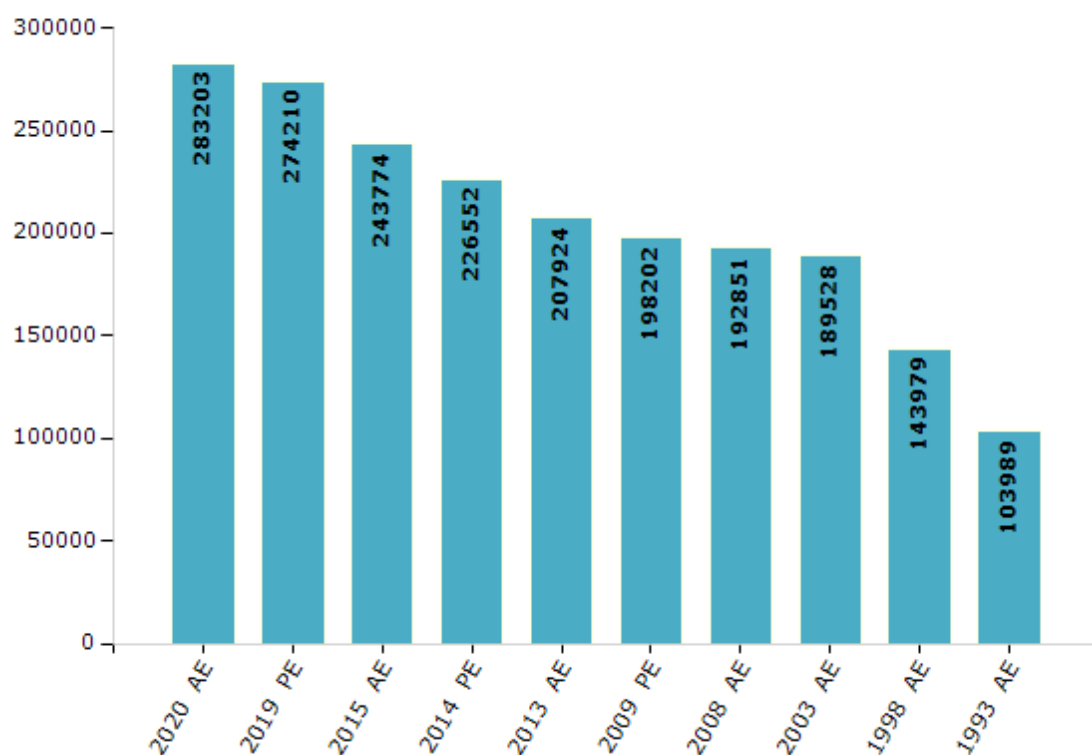


Electoral Features

Electors by Male & Female

Year	Male	Female	Others	Total	Year	Male	Female	Others	Total
2020 AE	158731	124459	13	283203	2003 AE	109224	80304	-	189528
2019 PE	154726	119473	11	274210	1999 PE	-	-	-	-
2015 AE	138880	104878	16	243774	1998 AE	82970	61009	-	143979
2014 PE	128900	97640	12	226552	1993 AE	56231	47758	-	103989
2013 AE	118070	89850	4	207924	1983 AE	-	-	-	-
2009 PE	114300	83902	0	198202	1977 AE	-	-	-	-
2008 AE	110868	81983	-	192851	1972 AE	-	-	-	-
2004 PE	-	-	-	-	1952 AE	-	-	-	-

Number of Electors

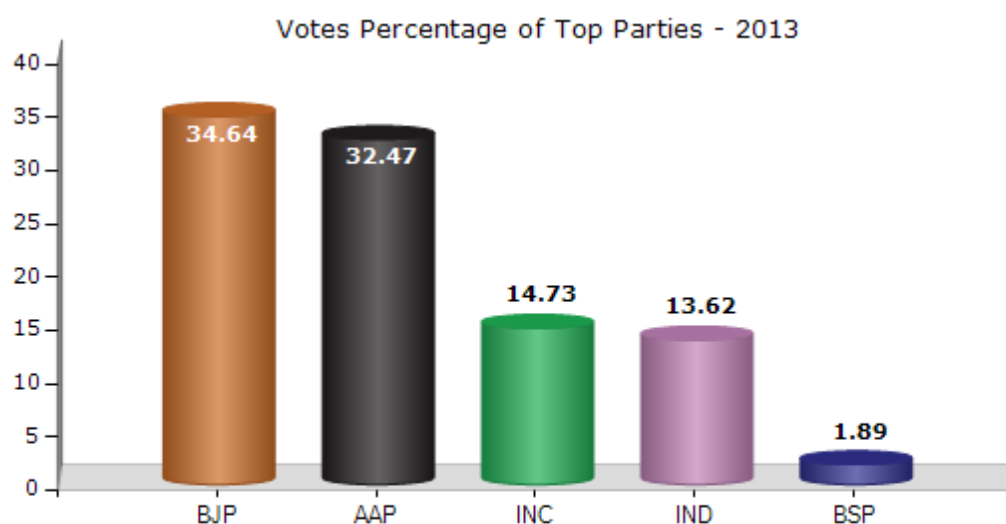


Note : AE : Assembly Election, PE : Assembly Segment of Parliamentary Election

Historical Summary Election Results

Summary Result of Assembly Election - 2013

Candidate Name	Party	Votes	Votes %
Mohan Singh Bisht	BJP	49262	34.64
Kapil Mishra	AAP	46179	32.47
Begraj Singh	INC	20950	14.73
Satan Pal Dayma	IND	19362	13.62
Rajbir Singh	BSP	2688	1.89
Anmol Choudhri	CPM	1199	0.84
Irshad	IND	353	0.25
Jitendra Bansala	IJP	340	0.24
Rajendra Prasad Mishra	IND	292	0.21
Noor Hasan	JD(U)	248	0.17
Bijendra Kumar Poddar	RVNP	203	0.14
Subas Chand	LPSP	124	0.09
Baljit Singh Khatana	PBI	98	0.07
	NOTA	911	0.64



Polling Station Level Election Results

Number and Name of Polling Stations (PS) (2020)

Number of Polling Stations	Name of Polling Stations
----------------------------	--------------------------

1	Govt. Sarvodaya Vidyalaya Badarpur Khadar
2	Sona Public School Chauhan Patti Sabhapur
3	Sona Public School Chauhan Patti Sabhapur
4	Sona Public School Chauhan Patti Sabhapur
5	Sona Public School Chauhan Patti Sabhapur
6	G B S S S Sabhapur Sabhapur Vill
7	G B S S S Sabhapur Sabhapur Vill
8	G B S S S Sabhapur Sabhapur Vill
9	G B S S S Sabhapur Sabhapur Vill
10	G B S S S Sabhapur Sabhapur Vill
11	G B S S S Sabhapur Sabhapur Vill
12	Hardan Pub School E-Block Sonia Vihar
13	Hardan Pub School E-Block Sonia Vihar
14	Hardan Pub School E-Block Sonia Vihar
15	Hardan Pub School E-Block Sonia Vihar
16	Hardan Pub School E-Block Sonia Vihar
17	Hardan Pub School E-Block Sonia Vihar
18	Hardan Pub School E-Block Sonia Vihar
19	Gbsss, Sonia Vihar E-Block Sonia Vihar
20	Gbsss, Sonia Vihar E-Block Sonia Vihar
21	Gbsss, Sonia Vihar E-Block Sonia Vihar

Number of Polling Stations	Name of Polling Stations
----------------------------	--------------------------

22	Gbsss, Sonia Vihar E-Block Sonia Vihar
23	M C Pry School Sonia Vihar E- Block Sonia Vihar
24	M C Pry School Sonia Vihar E- Block Sonia Vihar
25	M C Pry School Sonia Vihar E- Block Sonia Vihar
26	M C Pry School Sonia Vihar E- Block Sonia Vihar
27	Gbsss, Sonia Vihar E-Block Sonia Vihar
28	Gbsss, Sonia Vihar E-Block Sonia Vihar
29	Gbsss, Sonia Vihar E-Block Sonia Vihar
30	Gbsss, Sonia Vihar E-Block Sonia Vihar
31	Gbsss, Sonia Vihar E-Block Sonia Vihar
32	M C Pry School Sonia Vihar E- Block Sonia Vihar
33	M C Pry School Sonia Vihar E- Block Sonia Vihar
34	M C Pry School Sonia Vihar E- Block Sonia Vihar
35	M C Pry School Sonia Vihar E- Block Sonia Vihar
36	M C Pry School Sonia Vihar E- Block Sonia Vihar
37	Yamuna Pub School D-Block Sonia Vihar
38	Yamuna Pub School D-Block Sonia Vihar
39	Yamuna Pub School D-Block Sonia Vihar
40	Yamuna Pub School D-Block Sonia Vihar
41	Yamuna Pub School D-Block Sonia Vihar
42	M R Modern Pub School C-Block Sonia Vihar

Contd....

Polling Station Level Election Results

Polling Station-wise Votes Secured by Overall Top Five Parties in Karawal Nagar Assembly in Assembly Election (AE) under North East Delhi Parliamentary Constituency in Delhi (2020)

Number of Polling Station	Winner - Mohan Singh Bisht (BJP)	Runner-up - Durgesh Pathak (AAP)	3rd - Arbind Singh (INC)	4th - Nathu Ram (BSP)	5th - Ranjit Tiwari (CPM)	NOTA	Other	Total Votes Secured
36	356	201	3	3	7	1	6	577
37	257	171	6	2	1	0	4	441
38	371	283	4	3	2	2	2	667
39	483	360	6	2	3	1	6	861
40	330	298	4	2	1	2	12	649
41	560	428	15	6	1	2	9	1021
42	339	237	3	1	2	1	6	589
43	284	224	9	1	2	0	4	524
44	459	302	6	5	0	1	10	783
45	576	226	8	0	2	0	15	827
46	263	164	11	2	3	2	5	450
47	349	195	8	4	0	2	11	569
48	400	450	12	4	1	6	15	888
49	487	375	7	5	1	1	12	888
50	342	257	4	5	1	1	4	614
51	304	321	5	2	0	0	10	642
52	461	428	7	6	0	0	16	918
53	126	72	2	1	0	0	2	203
54	200	225	5	5	0	2	2	439
55	420	296	6	6	5	1	12	746
56	239	197	8	3	2	2	6	457
57	251	206	3	4	1	1	7	473
58	387	348	12	5	1	0	7	760
59	330	241	12	3	0	0	12	598
60	237	180	2	1	0	1	3	424
61	447	354	7	12	2	1	9	832
62	302	204	2	2	1	2	6	519
63	463	381	10	8	2	2	15	881
64	342	289	5	3	0	1	4	644
65	361	275	7	4	0	1	5	653
66	215	230	13	2	2	1	3	466
67	542	345	8	3	3	3	12	916
68	401	294	8	3	4	5	14	729
69	425	156	7	3	3	2	13	609
70	264	176	5	2	0	0	7	454

Contd....

Polling Station Level Election Results

Winner, Runner-up and 3rd Party Position & Winning Margin According to Polling Stations in Karawal Nagar Assembly in Assembly Election (AE) under North East Delhi Parliamentary Constituency in Delhi (2020)

Polling Station Number	Winner Party	Winner Votes (%)	Runner-up Party	Runner-up Votes (%)	Winning Margin Votes (%)	Third Party	Third Party Votes (%)	Other Votes (%)
71	BJP	375 (55.64)	AAP	265 (39.32)	110 (16.32)	INC	13 (1.93)	21 (3.12)
72	BJP	261 (52.2)	AAP	218 (43.6)	43 (8.6)	INC	9 (1.8)	12 (2.4)
73	BJP	416 (61.27)	AAP	247 (36.38)	169 (24.89)	INC	4 (0.59)	12 (1.77)
74	BJP	261 (57.24)	AAP	179 (39.25)	82 (17.99)	INC	9 (1.97)	7 (1.54)
75	BJP	561 (56.9)	AAP	395 (40.06)	166 (16.84)	INC	12 (1.22)	18 (1.83)
76	BJP	415 (49.64)	AAP	381 (45.57)	34 (4.07)	INC	14 (1.67)	26 (3.11)
77	BJP	399 (54.51)	AAP	312 (42.62)	87 (11.89)	INC	8 (1.09)	13 (1.78)
78	BJP	235 (55.69)	AAP	171 (40.52)	64 (15.17)	INC	10 (2.37)	6 (1.42)
79	BJP	217 (61.47)	AAP	124 (35.13)	93 (26.34)	INC	4 (1.13)	8 (2.27)
80	BJP	493 (60.27)	AAP	316 (38.63)	177 (21.64)	INC	3 (0.37)	6 (0.73)
81	BJP	462 (53.1)	AAP	389 (44.71)	73 (8.39)	IND (SNS)	5 (0.57)	14 (1.61)
82	BJP	387 (66.96)	AAP	175 (30.28)	212 (36.68)	INC	5 (0.87)	11 (1.9)
83	BJP	517 (54.77)	AAP	402 (42.58)	115 (12.19)	INC	5 (0.53)	20 (2.12)
84	BJP	408 (49.1)	AAP	393 (47.29)	15 (1.81)	BSP	10 (1.2)	20 (2.41)
85	BJP	675 (65.73)	AAP	319 (31.06)	356 (34.67)	BSP	12 (1.17)	21 (2.04)
86	BJP	471 (57.51)	AAP	314 (38.34)	157 (19.17)	CPM	9 (1.1)	25 (3.05)
87	BJP	412 (58.03)	AAP	279 (39.3)	133 (18.73)	INC	12 (1.69)	7 (0.99)
88	BJP	293 (60.79)	AAP	185 (38.38)	108 (22.41)	PPID	1 (0.21)	3 (0.62)
89	BJP	170 (50.3)	AAP	153 (45.27)	17 (5.03)	IND (SNS)	4 (1.18)	11 (3.25)
90	BJP	324 (63.91)	AAP	158 (31.16)	166 (32.75)	INC	8 (1.58)	17 (3.35)
91	BJP	363 (63.57)	AAP	186 (32.57)	177 (31)	INC	7 (1.23)	15 (2.63)
92	AAP	350 (49.86)	BJP	337 (48.01)	13 (1.85)	BSP	6 (0.85)	9 (1.28)
93	BJP	592 (70.48)	AAP	222 (26.43)	370 (44.05)	INC	10 (1.19)	16 (1.9)
94	BJP	422 (57.81)	AAP	285 (39.04)	137 (18.77)	BSP	4 (0.55)	19 (2.6)
95	BJP	500 (64.43)	AAP	256 (32.99)	244 (31.44)	INC	9 (1.16)	11 (1.42)
96	BJP	518 (63.56)	AAP	271 (33.25)	247 (30.31)	INC	8 (0.98)	18 (2.21)
97	BJP	542 (62.37)	AAP	294 (33.83)	248 (28.54)	INC	16 (1.84)	17 (1.96)
98	BJP	325 (52.33)	AAP	274 (44.12)	51 (8.21)	INC	14 (2.25)	8 (1.29)
99	BJP	364 (64.88)	AAP	175 (31.19)	189 (33.69)	INC	11 (1.96)	11 (1.96)
100	BJP	562 (67.55)	AAP	250 (30.05)	312 (37.5)	INC	6 (0.72)	14 (1.68)
101	BJP	426 (52.79)	AAP	354 (43.87)	72 (8.92)	INC	5 (0.62)	22 (2.73)
102	BJP	628 (66.17)	AAP	277 (29.19)	351 (36.98)	INC	6 (0.63)	38 (4)
103	BJP	465 (58.05)	AAP	310 (38.7)	155 (19.35)	INC	10 (1.25)	16 (2)
104	BJP	176 (70.68)	AAP	68 (27.31)	108 (43.37)	INC	2 (0.8)	3 (1.2)
105	BJP	394 (60.9)	AAP	245 (37.87)	149 (23.03)	INC	4 (0.62)	4 (0.62)

Contd....

MCD Election Results

Number and Name of Ward (2017)

Number of Ward	Name of Ward	Number of Ward	Name of Ward
060E	Sonia Vihar		
061E	Karawal Nagar-West		
062E	Sadatpur		
063E	Khajoori Khas		
064E	Sri Ram Colony		

Number and Name of Ward (2012)

Number of Ward	Name of Ward	Number of Ward	Name of Ward
269	Khajoori Khas		
270	Tukhmirpur (W)		
271	Karawal Nagar West		
272	Sonia Vihar (W)		

MCD Election Results

Ward-wise Winner & Runner-up in Karawal Nagar Assembly Constituency (MCD Election 2017)

MCD Ward Number	Winner Party	Winner Votes (%)	Runner-up Party	Runner-up Votes (%)	Winning Margin Votes (%)
060E	BJP	14263 (41.04)	AAP	11616 (33.42)	2647 (7.62)
061E	BJP	14105 (40.02)	AAP	7465 (21.18)	6640 (18.84)
062E	BJP	12110 (49.64)	INC	4887 (20.03)	7223 (29.61)
063E	AAP	10962 (42.16)	BJP	8797 (33.83)	2165 (8.33)
064E	AAP	12257 (38.97)	INC	9202 (29.26)	3055 (9.71)

MCD Election Results

Summary Result of Ward 060 E (Sonia Vihar) : MCD Election - 2017

Candidate Name	Party	Votes	Votes%
Ward 060 E : Sonia Vihar			
Sushma Mishra	BJP	14263	41.04
Madhvi Shamra	AAP	11616	33.42
Daya Devi	INC	3191	9.18
Anita	IND	1981	5.7
Shikha Trivedi	CPIM	1456	4.19
Anita Devi	BSP	1386	3.99
Poonam Singh	JD(U)	330	0.95
Seema Singh	IND	168	0.48
Lata	IND	156	0.45
	NOTA	206	0.59

DISCLAIMER

The Terms of Use and Disclaimer of Datanet India Private Limited (hereinafter referred to as "Datanet") for use of this analysis report of **Karawal Nagar Assembly Constituency (Karawal Nagar Vidhan Sabha)** :-

1. **Assembly Factbook™** is a Registered Trade Mark owned by Datanet.
2. All the maps are sketched and graphical representation only and have not been drawn to the scale and also not to represent the actual geographical area or boundary of the unit.
3. The data for the aforesaid analysis is based on authentic sources and has been culled from the various publications of Census, CSO and NSSO for district and block level data, various central and state government departments, Central & State Elections Commissions and the concerned Returning Officers' releases, Electoral Rolls, Election results and allied publications, internal assessment, surveys, estimates and analysis. Therefore, certain adjustment of data at micro level may have been done to arrive closer to the macro data.
4. Data have been provided on an "As Is" and "As AVAILABLE" basis
5. The colours shown in the maps or diagram and charts of a particular party, alliance or AC are indicative and do not represent them.
6. This publication which includes maps, sheets, graphs and data would be the property under copyright of Datanet only. The user may use these for its internal study, analysis and research purposes. It's public display, re-selling or any commercial uses by the user are not allowed.
7. Datanet has taken due care and caution in compilation and processing of data and allied information, but does not guarantee the accuracy, adequacy or completeness of any information/analysis and will be not responsible for any errors or omissions or for the results obtained from the use of such information/analysis.
8. All the contents for the publication have been culled from various authentic sources and Datanet reasonably believes such sources to be reliable, but does not make any representations, express or implied as to the accuracy or fitness of use of such information. The information or contents of the information/analysis do not constitute advice and should not be relied upon in making (or refraining from making) any decision. Any reliance placed upon the information provided by Datanet is the sole responsibility and strictly at the user's risk.
9. In no event will Datanet be liable for any damages (including, without limitation, damages for loss of business projects, or loss of profits) arising in contract, tort or otherwise from the use of or inability to use any of its contents, or from any action taken (or refrained from being taken) as a result of using the analysis or any of its contents. Datanet its directors, owners, editors, officials, employees, distributor and agents or any associate will not be liable for any errors in the information contained or any consequences arising from the use of the contents of the provided information/analysis.
10. If any provision of these terms and conditions is held invalid or illegal or unenforceable for any reason by any court of competent jurisdiction, such provision shall be severed and the remainder of provisions of the terms and conditions shall continue in full force and effect as if the Term of Use had been executed with the invalid, illegal or unenforceable provision eliminated.
11. If there are any discrepancies in the information provided, please bring it to attention of Datanet for suitable rectification measures.

Buy Online This Complete Book At
Datanet India eBooks Store

www.indiastatpublications.com

or go directly at

[http://www.indiastatpublications.com/
Assembly_factbook/Delhi/North_East_Delhi/ Karawal_Nagar](http://www.indiastatpublications.com/Assembly_factbook/Delhi/North_East_Delhi/Karawal_Nagar)



i indiastat**elections**

ISBN : 978-93-5293-419-5



9 789352 934195