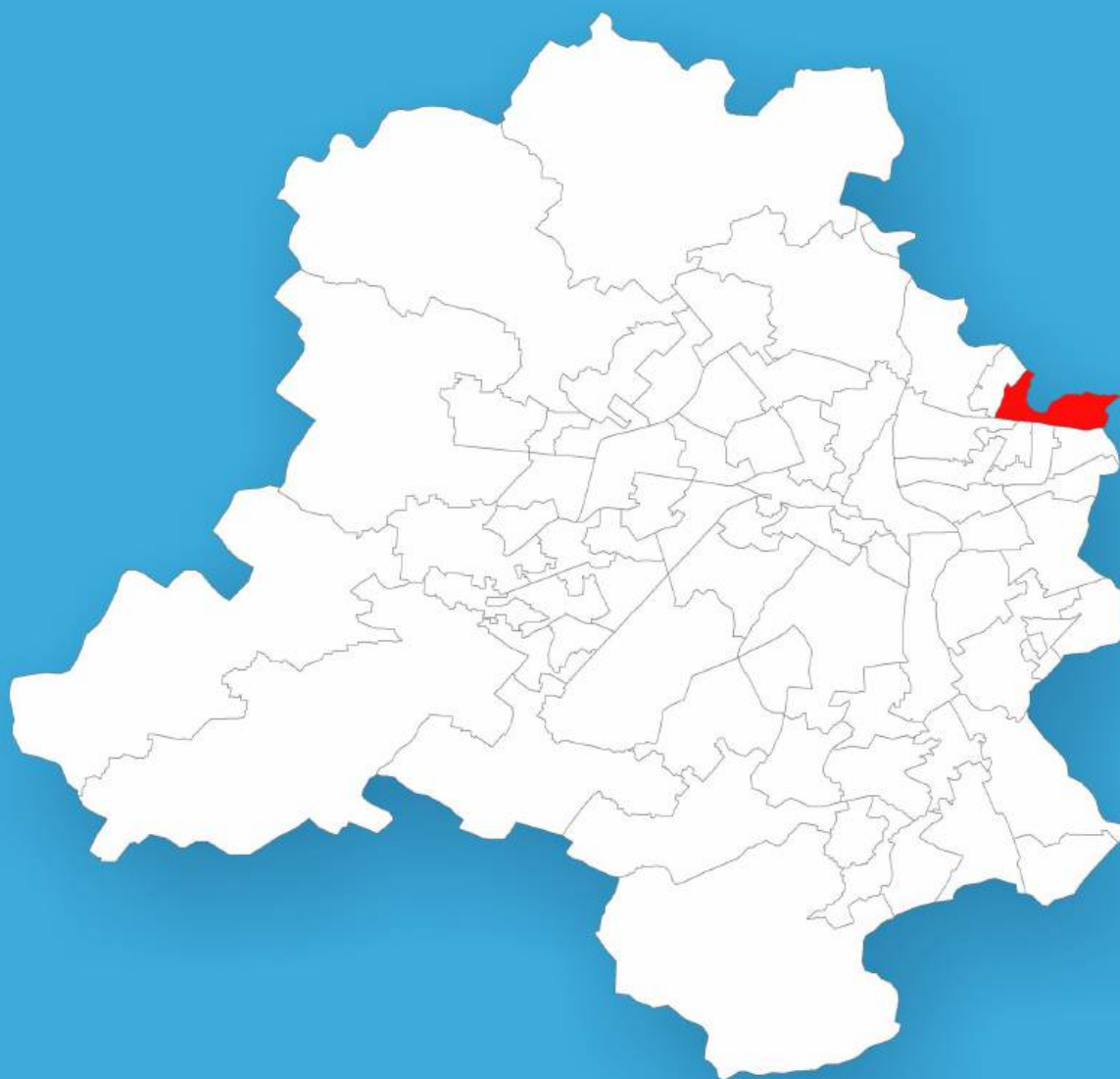




Delhi

Assembly Factbook™

Gokalpur Assembly Constituency




Key Electoral Data of Gokalpur
Assembly Constituency (Vidhan Sabha)

Delhi

Assembly Factbook™

Gokalpur Assembly Constituency



Gokalpur Vidhan Sabha

Editor & Director

Dr. R.K. Thukral

Research Editor

Dr. Shafeeq Rahman

Compiled, Researched and Published by Datanet India Pvt. Ltd.

D-100, 1st Floor,

Okhla Industrial Area, Phase-I,
New Delhi- 110020.

Ph.: 91-11- 43580781-84

Email : support@indiastatpublications.com

Website : www.indiastatelections.com

Online Book Store :

www.indiastatpublications.com

Report No. : AFB/DL-68-0123

ISBN : 978-93-5293-413-3

First Edition : January, 2018

Sixth Updated Edition : January, 2023

Price : Rs. 11500/-

US\$ 310

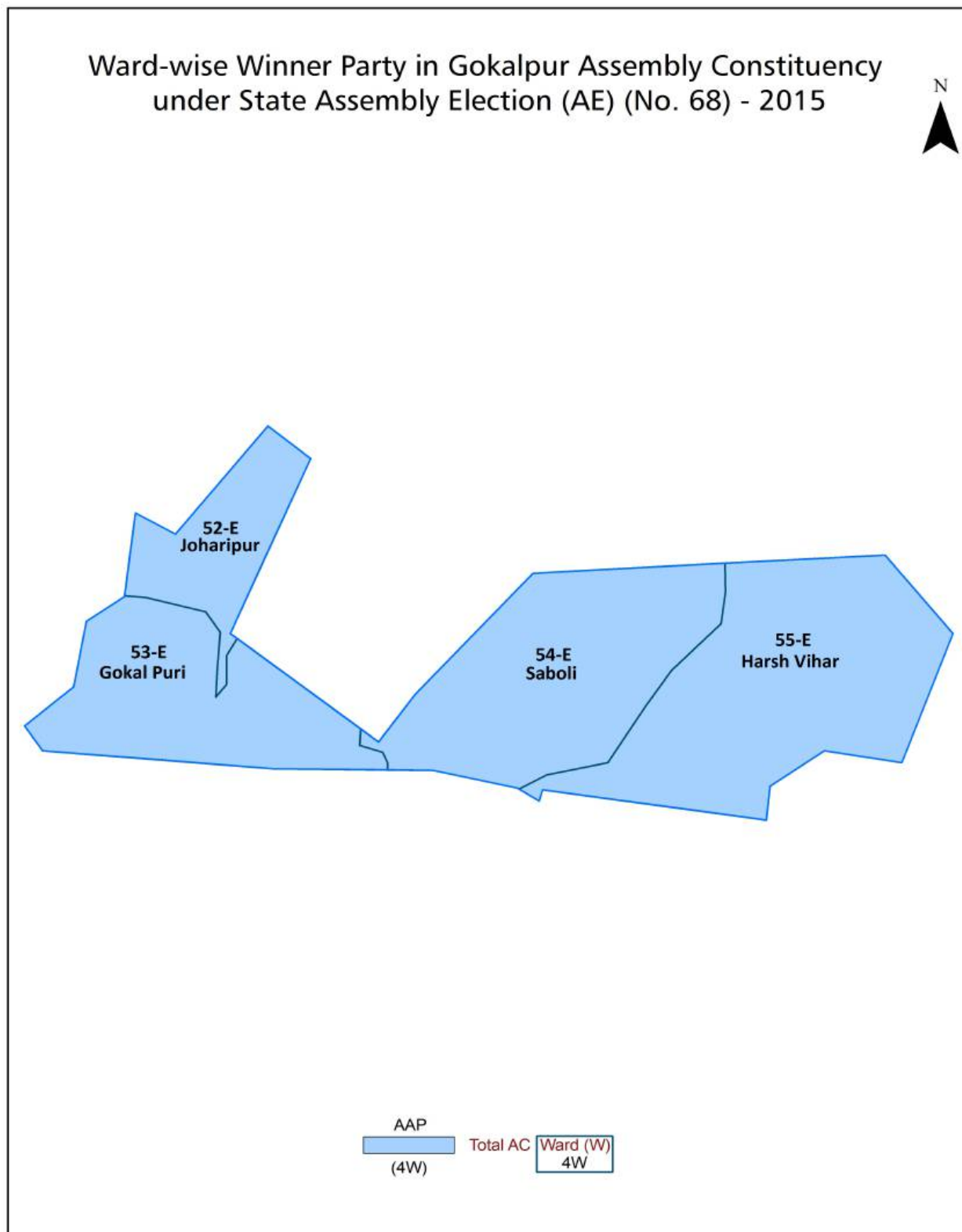
© Datanet India Pvt. Ltd.

All rights reserved. No part of this book may be reproduced, stored in a retrieval system or transmitted in any form or by any means, mechanical photocopying, photographing, scanning, recording or otherwise without the prior written permission of the publisher. Please refer to Disclaimer at page no. 187 for the use of this publication.

Printed in India

No.	Particulars	Page No.
1	Introduction Assembly Constituency at a Glance Features of Assembly as per Delimitation Commission of India (2008)	1-2
2	Location and Political Maps Location Map Boundaries of Assembly Constituency in District Boundaries of Assembly Constituency under Parliamentary Constituency Ward-wise Winner Parties- 2020, 2019, 2015, 2014, 2013, 2009 and 2008	3-11
3	Administrative Setup & Demographics (2011) Ward Name Ward Number Population Population by Ward Sex Ratio Religious Population Social Population	12
4	Electoral Features Important Dates of Last Elections Held Electors by Gender Service Electors Voters Voters Turnout Polling Stations & Average Number of Electors per Polling Station Electors by Age Group Present Elected Representatives	13-18
5	Historical Summary Election Results Vote Share of Major Parties Winning Margin (Number & Percentage) Polarity Summary Result of Assembly Segment of Parliamentary Election 2019, 2014 and 2009 Summary Result of Assembly Elections 2020, 2015, 2013 and 2008	19-29
6	Polling Station Level Election Results Name and Number of Polling Station 2020, 2019, 2015, 2014, 2013, 2009 and 2008 Polling Station-wise Electoral, Voter & Voter Turnout 2020, 2019, 2015, 2014, 2013, 2009 and 2008 Polling Station wise Elections Results 2020, 2019, 2015, 2014, 2013, 2009 and 2008	30-169
7	MCD Ward Election Result MCD Election 2017 and 2012	170-180
8	Share of Assembly Constituency Share of Assembly Constituency in State and Parliamentary Constituency	181
9	Abbreviation & Sources	184-185
10	Disclaimer	187

Location & Political Map

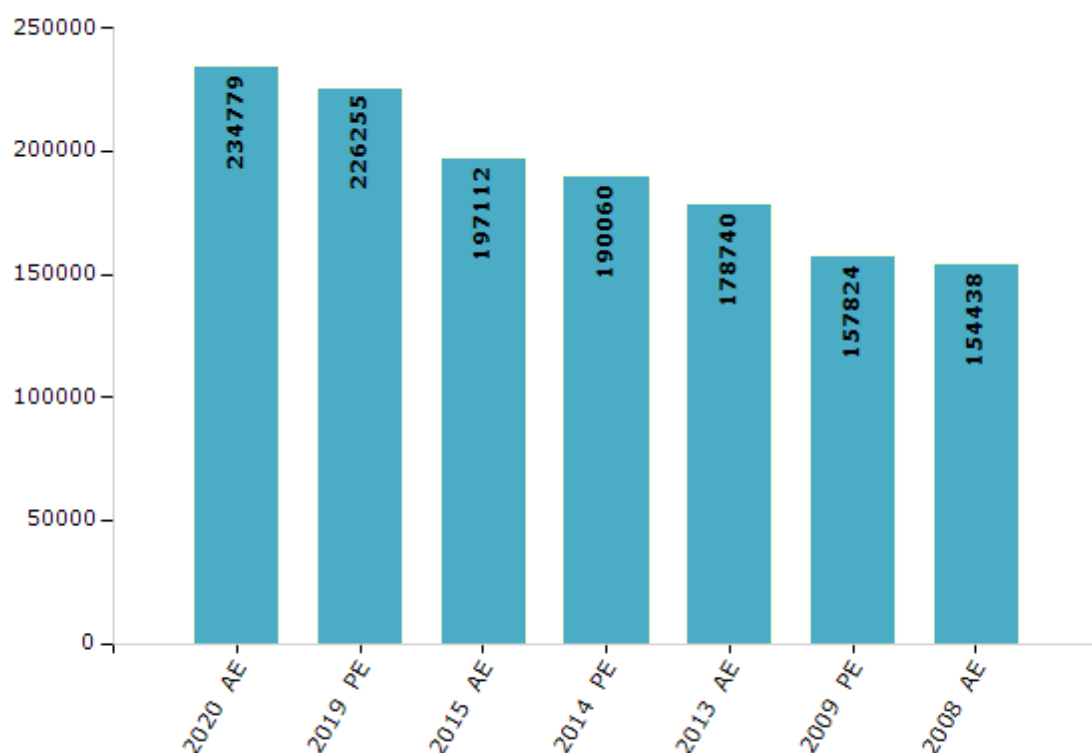


Electoral Features

Electors by Male & Female

Year	Male	Female	Others	Total	Year	Male	Female	Others	Total
2020 AE	128022	106752	5	234779	2003 AE	-	-	-	-
2019 PE	124055	102196	4	226255	1999 PE	-	-	-	-
2015 AE	109049	88057	6	197112	1998 AE	-	-	-	-
2014 PE	105051	85001	8	190060	1993 AE	-	-	-	-
2013 AE	98879	79855	6	178740	1983 AE	-	-	-	-
2009 PE	88263	69561	0	157824	1977 AE	-	-	-	-
2008 AE	86313	68125	-	154438	1972 AE	-	-	-	-
2004 PE	-	-	-	-	1952 AE	-	-	-	-

Number of Electors

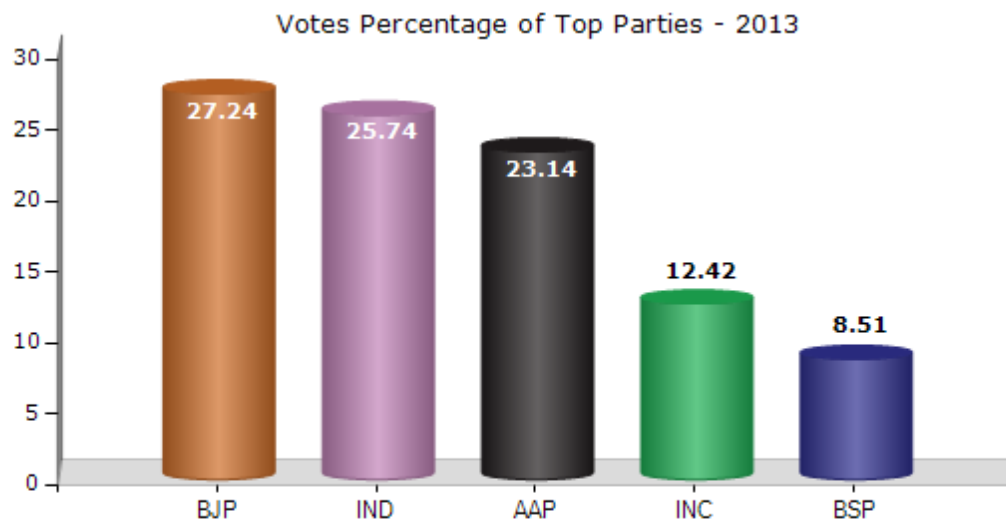


Note : AE : Assembly Election, PE : Assembly Segment of Parliamentary Election

Historical Summary Election Results

Summary Result of Assembly Election - 2013

Candidate Name	Party	Votes	Votes %
Ranjeet Singh	BJP	34888	27.24
Surendra Kumar	IND	32966	25.74
Devi Dayal	AAP	29633	23.14
Balzor Singh	INC	15902	12.42
Choudhary Balraj	BSP	10899	8.51
Dharm Raj Singh	PECP	1034	0.81
Roop Kishor	IJP	346	0.27
Anil Kumar	LJP	339	0.26
Ashok Kumar Gautam	IND	272	0.21
Satyendri Pal Singh	SP	184	0.14
Rajesh Kumar	BASMM	136	0.11
Rupesh Kumar	RLD	117	0.09
	NOTA	1338	1.04



Polling Station Level Election Results

Number and Name of Polling Stations (PS) (2020)

Number of Polling Stations	Name of Polling Stations	Number of Polling Stations	Name of Polling Stations
1	Govt. Sr. Sec. School Vill. Gokalpur	22	Edmc Primary Model School Gokalpuri-I
2	Govt. Sr. Sec. School Vill. Gokalpur	23	Edmc Primary Model School Gokalpuri-I
3	Govt. Sr. Sec. School Vill. Gokalpur	24	Edmc Primary Model School Gokalpuri-I
4	Govt. Sr. Sec. School Vill. Gokalpur	25	Edmc Primary Model School Gokalpuri-I
5	Govt. Sr. Sec. School Vill. Gokalpur	26	Edmc Primary Model School Gokalpuri-I
6	Edmc Primary Model School Gokalpuri-Ii	27	Edmc Primary School Gokalpuri Near Dispensary
7	Edmc Primary Model School Gokalpuri-Ii	28	Edmc Primary School Gokalpuri Near Dispensary
8	Edmc Primary Model School Gokalpuri-Ii	29	Edmc Primary School Gokalpuri Near Dispensary
9	Edmc Primary Model School Gokalpuri-Ii	30	Edmc Primary School Gokalpuri Near Dispensary
10	Edmc Primary Model School Gokalpuri-Ii	31	Edmc Primary School Gokalpuri Near Dispensary
11	Edmc Primary Model School Gokalpuri-Ii	32	Edmc Primary School Gokalpuri Near Dispensary
12	Govt. Sr. Sec. School D-Block Gokalpuri	33	Edmc Primary School Gokalpuri Near Dispensary
13	Govt. Sr. Sec. School D-Block Gokalpuri	34	Edmc Primary School Gokalpuri Near Dispensary
14	Govt. Sr. Sec. School D-Block Gokalpuri	35	Edmc Primary School Gokalpuri Near Dispensary
15	Govt. Sr. Sec. School D-Block Gokalpuri	36	Edmc Primary School Gokalpuri Near Dispensary
16	Govt. Sr. Sec. School D-Block Gokalpuri	37	Suman Vidhya Mandir Secondary School Bhagirathi Vihar
17	Govt. Sr. Sec. School D-Block Gokalpuri	38	Suman Vidhya Mandir Secondary School Bhagirathi Vihar
18	Govt. Sr. Sec. School D-Block Gokalpuri	39	Suman Vidhya Mandir Secondary School Bhagirathi Vihar
19	Govt. Sr. Sec. School D-Block Gokalpuri	40	Suman Vidhya Mandir Secondary School Bhagirathi Vihar
20	Govt. Sr. Sec. School D-Block Gokalpuri	41	Suman Vidhya Mandir Secondary School Bhagirathi Vihar
21	Edmc Primary Model School Gokalpuri-I	42	Suman Vidhya Mandir Secondary School Bhagirathi Vihar

Contd....

Polling Station Level Election Results

Polling Station-wise Votes Secured by Overall Top Five Parties in Gokalpur Assembly in Assembly Election (AE) under North East Delhi Parliamentary Constituency in Delhi (2020)

Number of Polling Station	Winner - Surendra Kumar (AAP)	Runner-up - Ranjeet Singh (BJP)	3rd - Praveen Kumar (BSP)	4th - S P Singh (INC)	5th - Shanu Kumar (AAPP)	NOTA	Other	Total Votes Secured
36	155	370	4	19	3	0	1	552
37	330	534	13	8	1	2	4	892
38	416	504	3	9	0	2	2	936
39	406	416	4	5	1	2	2	836
40	312	614	1	6	2	1	3	939
41	185	703	1	11	2	2	1	905
42	330	614	4	5	0	2	8	963
43	264	479	3	5	4	2	0	757
44	374	496	3	15	4	3	5	900
45	435	501	11	15	3	3	10	978
46	302	576	11	14	1	4	2	910
47	126	295	0	3	1	0	0	425
48	706	168	1	5	1	0	5	886
49	701	233	0	14	1	0	1	950
50	414	355	2	9	1	0	3	784
51	412	237	7	7	6	1	3	673
52	608	262	1	8	3	0	3	885
53	560	120	11	14	1	2	2	710
54	885	10	0	9	0	0	2	906
55	975	10	0	3	3	3	1	995
56	717	5	3	10	0	1	10	746
57	900	29	0	7	1	0	1	938
58	927	4	3	6	5	1	3	949
59	925	7	7	8	1	0	7	955
60	104	273	1	4	2	1	2	387
61	419	146	61	9	8	3	9	655
62	289	171	41	13	2	0	4	520
63	433	404	35	13	3	2	6	896
64	268	124	10	4	5	3	3	417
65	376	388	24	2	5	3	6	804
66	419	255	38	2	2	0	2	718
67	444	257	17	3	8	1	2	732
68	202	123	10	2	3	0	5	345
69	494	444	26	13	6	4	6	993
70	462	288	44	12	3	1	3	813

Contd....

Polling Station Level Election Results

Winner, Runner-up and 3rd Party Position & Winning Margin According to Polling Stations in Gokalpur Assembly in Assembly Election (AE) under North East Delhi Parliamentary Constituency in Delhi (2020)

Polling Station Number	Winner Party	Winner Votes (%)	Runner-up Party	Runner-up Votes (%)	Winning Margin Votes (%)	Third Party	Third Party Votes (%)	Other Votes (%)
71	AAP	537 (51.83)	BJP	443 (42.76)	94 (9.07)	BSP	34 (3.28)	22 (2.12)
72	AAP	284 (48.05)	BJP	275 (46.53)	9 (1.52)	BSP	20 (3.38)	12 (2.03)
73	AAP	266 (49.44)	BJP	228 (42.38)	38 (7.06)	INC	24 (4.46)	20 (3.72)
74	BJP	237 (48.17)	AAP	223 (45.33)	14 (2.84)	BSP	19 (3.86)	13 (2.64)
75	AAP	600 (85.23)	BJP	64 (9.09)	536 (76.14)	BSP	26 (3.69)	14 (1.99)
76	AAP	307 (73.44)	BJP	85 (20.33)	222 (53.11)	BSP	14 (3.35)	12 (2.87)
77	AAP	783 (73.11)	BJP	225 (21.01)	558 (52.1)	BSP	27 (2.52)	36 (3.36)
78	AAP	553 (57.97)	BJP	366 (38.36)	187 (19.61)	BSP	17 (1.78)	18 (1.89)
79	AAP	574 (60.42)	BJP	333 (35.05)	241 (25.37)	BSP	20 (2.11)	23 (2.42)
80	AAP	437 (58.5)	BJP	234 (31.33)	203 (27.17)	BSP	45 (6.02)	31 (4.15)
81	AAP	453 (61.55)	BJP	217 (29.48)	236 (32.07)	BSP	47 (6.39)	19 (2.58)
82	AAP	753 (76.45)	BJP	111 (11.27)	642 (65.18)	BSP	103 (10.46)	18 (1.83)
83	AAP	367 (67.96)	BJP	99 (18.33)	268 (49.63)	BSP	37 (6.85)	37 (6.85)
84	AAP	397 (64.45)	BJP	174 (28.25)	223 (36.2)	BSP	21 (3.41)	24 (3.9)
85	AAP	434 (55.15)	BJP	307 (39.01)	127 (16.14)	BSP	30 (3.81)	16 (2.03)
86	BJP	489 (73.09)	AAP	168 (25.11)	321 (47.98)	INC	9 (1.35)	3 (0.45)
87	BJP	299 (68.11)	AAP	134 (30.52)	165 (37.59)	BSP	4 (0.91)	2 (0.46)
88	BJP	331 (66.2)	AAP	149 (29.8)	182 (36.4)	INC	6 (1.2)	14 (2.8)
89	BJP	445 (67.02)	AAP	198 (29.82)	247 (37.2)	BSP	8 (1.2)	13 (1.96)
90	AAP	465 (61.35)	BJP	216 (28.5)	249 (32.85)	BSP	55 (7.26)	22 (2.9)
91	AAP	406 (71.86)	BJP	119 (21.06)	287 (50.8)	BSP	26 (4.6)	14 (2.48)
92	AAP	463 (78.47)	BJP	93 (15.76)	370 (62.71)	BSP	20 (3.39)	14 (2.37)
93	AAP	555 (80.09)	BJP	106 (15.3)	449 (64.79)	INC	14 (2.02)	18 (2.6)
94	AAP	643 (73.91)	BJP	187 (21.49)	456 (52.42)	BSP	16 (1.84)	24 (2.76)
95	AAP	657 (75.26)	BJP	134 (15.35)	523 (59.91)	BSP	52 (5.96)	30 (3.44)
96	AAP	583 (83.05)	BJP	80 (11.4)	503 (71.65)	BSP	17 (2.42)	22 (3.13)
97	AAP	429 (79.89)	BJP	71 (13.22)	358 (66.67)	BSP	23 (4.28)	14 (2.61)
98	AAP	407 (57.32)	BJP	265 (37.32)	142 (20)	BSP	17 (2.39)	21 (2.96)
99	AAP	357 (61.45)	BJP	202 (34.77)	155 (26.68)	INC	9 (1.55)	13 (2.24)
100	AAP	278 (51.87)	BJP	235 (43.84)	43 (8.03)	BSP	13 (2.43)	10 (1.87)
101	AAP	741 (73.29)	BJP	222 (21.96)	519 (51.33)	BSP	20 (1.98)	28 (2.77)
102	AAP	422 (87.37)	BJP	42 (8.7)	380 (78.67)	BSP	10 (2.07)	9 (1.86)
103	AAP	713 (78.96)	BJP	147 (16.28)	566 (62.68)	BSP	17 (1.88)	26 (2.88)
104	AAP	510 (81.34)	BJP	91 (14.51)	419 (66.83)	BSP	13 (2.07)	13 (2.07)
105	AAP	594 (79.62)	BJP	124 (16.62)	470 (63)	BSP	13 (1.74)	15 (2.01)

Contd....

MCD Election Results

Number and Name of Ward (2017)

Number of Ward	Name of Ward	Number of Ward	Name of Ward
052E	Joharipur		
053E	Gokal Puri		
054E	Saboli		
055E	Harsh Vihar		

Number and Name of Ward (2012)

Number of Ward	Name of Ward	Number of Ward	Name of Ward
261	Jiwanpur		
262	Gokalpur (SC)		
263	Saboli (W)		
264	Harsh Vihar		

MCD Election Results

Ward-wise Winner & Runner-up in Gokalpur Assembly Constituency (MCD Election 2017)

MCD Ward Number	Winner Party	Winner Votes (%)	Runner-up Party	Runner-up Votes (%)	Winning Margin Votes (%)
052E	BJP	11183 (35.55)	BSP	6338 (20.15)	4845 (15.4)
053E	BJP	11647 (39.46)	AAP	9666 (32.75)	1981 (6.71)
054E	BJP	12574 (45.18)	BSP	5741 (20.63)	6833 (24.55)
055E	BJP	13181 (35.46)	INC	8867 (23.85)	4314 (11.61)

MCD Election Results

Summary Result of Ward 052 E (Joharipur) : MCD Election - 2017

Candidate Name	Party	Votes	Votes%
Ward 052 E : Joharipur			
Kanhaiya Lal	BJP	11183	35.55
Mani Parkash	BSP	6338	20.15
Ishwar Singh	INC	5764	18.33
Roshan Lal	AAP	5669	18.02
Roshan Lal	IND	1487	4.73
Yogender Kumar	IND	859	2.73
	NOTA	153	0.49

DISCLAIMER

The Terms of Use and Disclaimer of Datanet India Private Limited (hereinafter referred to as "Datanet") for use of this analysis report of **Gokalpur Assembly Constituency (Gokalpur Vidhan Sabha)** :-

1. **Assembly Factbook™** is a Registered Trade Mark owned by Datanet.
2. All the maps are sketched and graphical representation only and have not been drawn to the scale and also not to represent the actual geographical area or boundary of the unit.
3. The data for the aforesaid analysis is based on authentic sources and has been culled from the various publications of Census, CSO and NSSO for district and block level data, various central and state government departments, Central & State Elections Commissions and the concerned Returning Officers' releases, Electoral Rolls, Election results and allied publications, internal assessment, surveys, estimates and analysis. Therefore, certain adjustment of data at micro level may have been done to arrive closer to the macro data.
4. Data have been provided on an "As Is" and "As AVAILABLE" basis
5. The colours shown in the maps or diagram and charts of a particular party, alliance or AC are indicative and do not represent them.
6. This publication which includes maps, sheets, graphs and data would be the property under copyright of Datanet only. The user may use these for its internal study, analysis and research purposes. It's public display, re-selling or any commercial uses by the user are not allowed.
7. Datanet has taken due care and caution in compilation and processing of data and allied information, but does not guarantee the accuracy, adequacy or completeness of any information/analysis and will be not responsible for any errors or omissions or for the results obtained from the use of such information/analysis.
8. All the contents for the publication have been culled from various authentic sources and Datanet reasonably believes such sources to be reliable, but does not make any representations, express or implied as to the accuracy or fitness of use of such information. The information or contents of the information/analysis do not constitute advice and should not be relied upon in making (or refraining from making) any decision. Any reliance placed upon the information provided by Datanet is the sole responsibility and strictly at the user's risk.
9. In no event will Datanet be liable for any damages (including, without limitation, damages for loss of business projects, or loss of profits) arising in contract, tort or otherwise from the use of or inability to use any of its contents, or from any action taken (or refrained from being taken) as a result of using the analysis or any of its contents. Datanet its directors, owners, editors, officials, employees, distributor and agents or any associate will not be liable for any errors in the information contained or any consequences arising from the use of the contents of the provided information/analysis.
10. If any provision of these terms and conditions is held invalid or illegal or unenforceable for any reason by any court of competent jurisdiction, such provision shall be severed and the remainder of provisions of the terms and conditions shall continue in full force and effect as if the Term of Use had been executed with the invalid, illegal or unenforceable provision eliminated.
11. If there are any discrepancies in the information provided, please bring it to attention of Datanet for suitable rectification measures.

Buy Online This Complete Book At
Datanet India eBooks Store

www.indiastatpublications.com

or go directly at

[http://www.indiastatpublications.com/
Assembly_factbook/Delhi/North_East_Delhi/ Gokalpur](http://www.indiastatpublications.com/Assembly_factbook/Delhi/North_East_Delhi/Gokalpur)



i indiastat**elections**

ISBN : 978-93-5293-413-3



9 789352 934133