



Delhi

# Assembly Factbook™

Greater Kailash Assembly Constituency

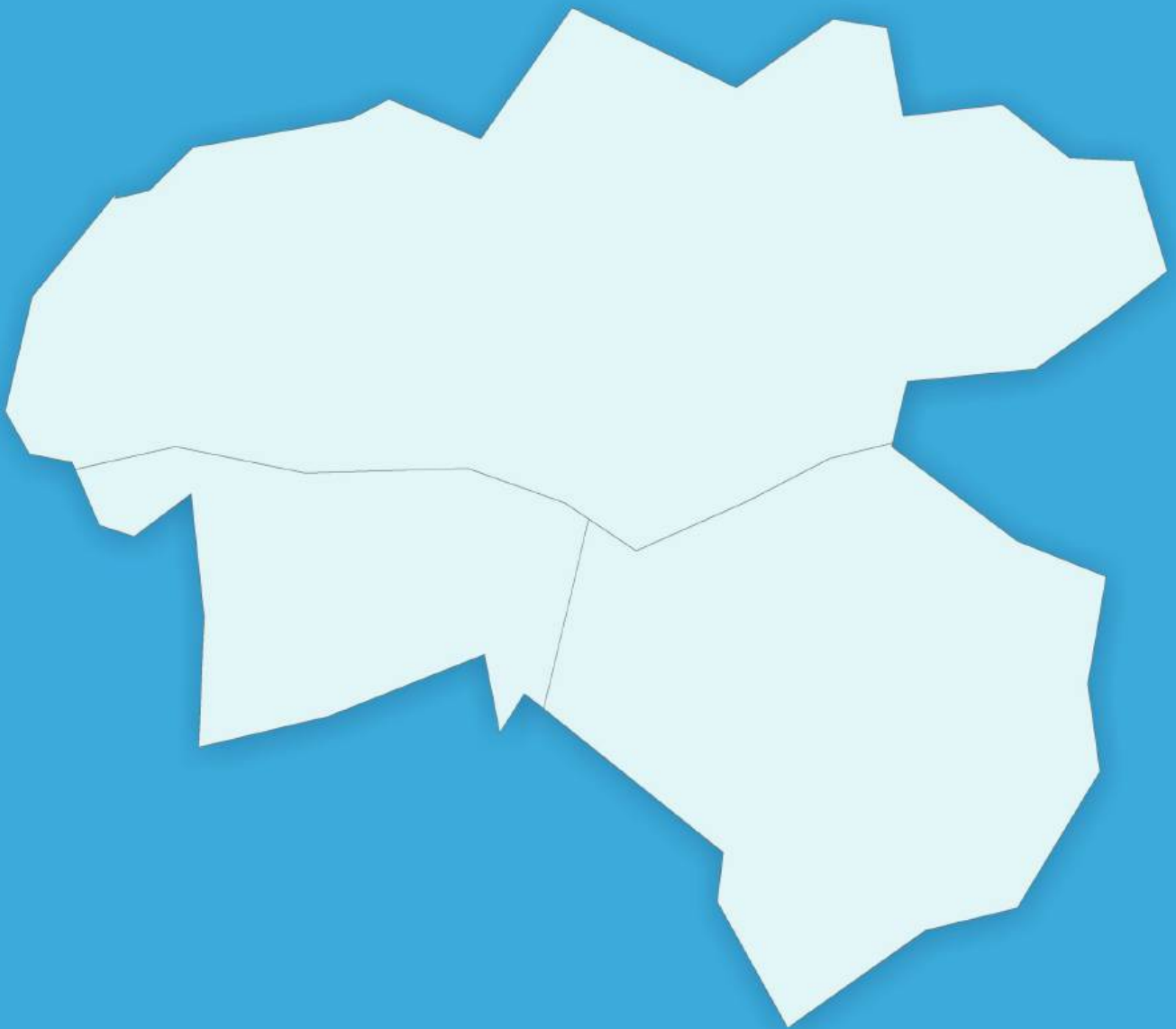


Key Electoral Data of Greater Kailash  
Assembly Constituency (Vidhan Sabha)

Delhi

# **Assembly Factbook™**

Greater Kailash Assembly Constituency



Greater Kailash Vidhan Sabha

## **Editor & Director**

Dr. R.K. Thukral

## **Research Editor**

Dr. Shafeeq Rahman

## **Compiled, Researched and Published by Datanet India Pvt. Ltd.**

D-100, 1st Floor,

Okhla Industrial Area, Phase-I,  
New Delhi- 110020.

Ph.: 91-11- 43580781-84

Email : support@indiastatpublications.com

Website : www.indiastatelections.com

## **Online Book Store :**

www.indiastatpublications.com

**Report No. :** AFB/DL-50-0123

**ISBN :** 978-93-5293-414-0

**First Edition :** January, 2018

**Sixth Updated Edition :** January, 2023

**Price :** Rs. 11500/-

US\$ 310

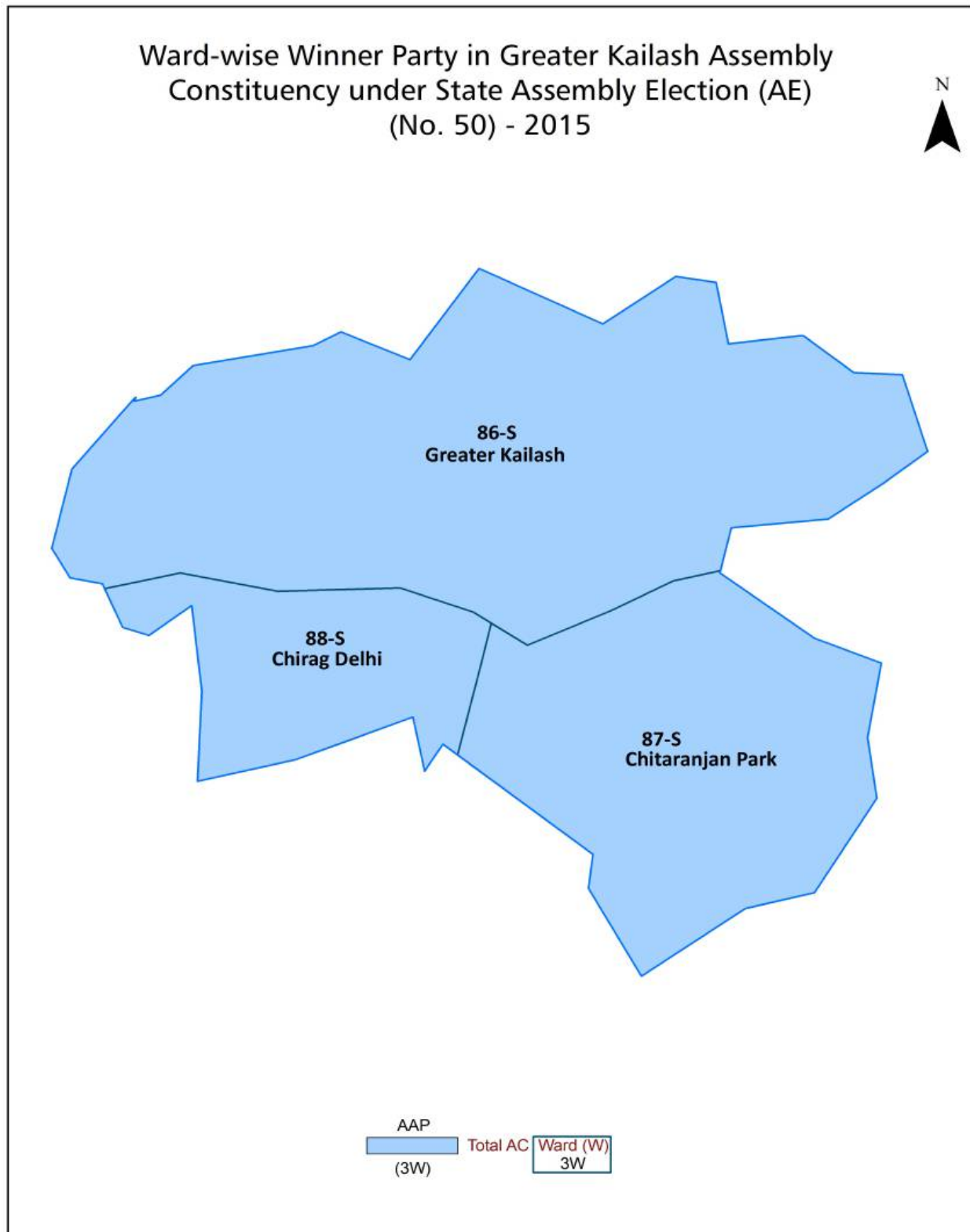
**© Datanet India Pvt. Ltd.**

All rights reserved. No part of this book may be reproduced, stored in a retrieval system or transmitted in any form or by any means, mechanical photocopying, photographing, scanning, recording or otherwise without the prior written permission of the publisher. Please refer to Disclaimer at page no. 166 for the use of this publication.

Printed in India

No.	Particulars	Page No.
<b>1</b>	<b>Introduction</b> Assembly Constituency at a Glance   Features of Assembly as per Delimitation Commission of India (2008)	<b>1-2</b>
<b>2</b>	<b>Location and Political Maps</b> Location Map   Boundaries of Assembly Constituency in District   Boundaries of Assembly Constituency under Parliamentary Constituency   Ward-wise Winner Parties- 2020, 2019, 2015, 2014, 2013, 2009 and 2008	<b>3-11</b>
<b>3</b>	<b>Administrative Setup &amp; Demographics (2011)</b> Ward Name   Ward Number   Population   Population by Ward   Sex Ratio   Religious Population   Social Population	<b>12</b>
<b>4</b>	<b>Electoral Features</b> Important Dates of Last Elections Held   Electors by Gender   Service Electors   Voters   Voters Turnout   Polling Stations & Average Number of Electors per Polling Station   Electors by Age Group   Present Elected Representatives	<b>13-18</b>
<b>5</b>	<b>Historical Summary Election Results</b> Vote Share of Major Parties   Winning Margin (Number & Percentage)   Polarity   Summary Result of Assembly Segment of Parliamentary Election 2019, 2014 and 2009   Summary Result of Assembly Elections 2020, 2015, 2013 and 2008	<b>19-30</b>
<b>6</b>	<b>Polling Station Level Election Results</b> Name and Number of Polling Station 2020, 2019, 2015, 2014, 2013, 2009 and 2008   Polling Station-wise Electoral, Voter & Voter Turnout 2020, 2019, 2015, 2014, 2013, 2009 and 2008   Polling Station wise Elections Results 2020, 2019, 2015, 2014, 2013, 2009 and 2008	<b>31-149</b>
<b>7</b>	<b>MCD Ward Election Result</b> MCD Election 2017 and 2012	<b>150-159</b>
<b>8</b>	<b>Share of Assembly Constituency</b> Share of Assembly Constituency in State and Parliamentary Constituency	<b>160</b>
<b>9</b>	<b>Abbreviation &amp; Sources</b>	<b>163-164</b>
<b>10</b>	<b>Disclaimer</b>	<b>166</b>

## Location & Political Map

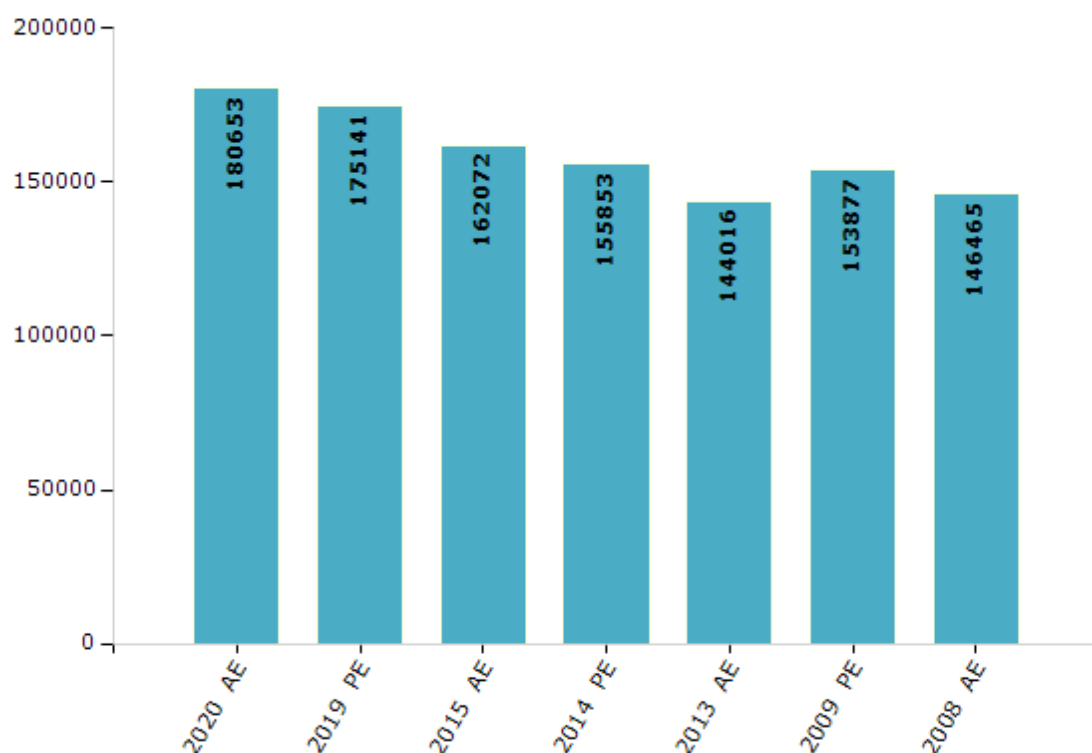


## Electoral Features

### Electors by Male & Female

Year	Male	Female	Others	Total	Year	Male	Female	Others	Total
2020 AE	96666	83985	2	180653	2003 AE	-	-	-	-
2019 PE	93891	81249	1	175141	1999 PE	-	-	-	-
2015 AE	87335	74727	10	162072	1998 AE	-	-	-	-
2014 PE	83784	72058	11	155853	1993 AE	-	-	-	-
2013 AE	77472	66538	6	144016	1983 AE	-	-	-	-
2009 PE	83909	69968	0	153877	1977 AE	-	-	-	-
2008 AE	79198	67267	-	146465	1972 AE	-	-	-	-
2004 PE	-	-	-	-	1952 AE	-	-	-	-

Number of Electors

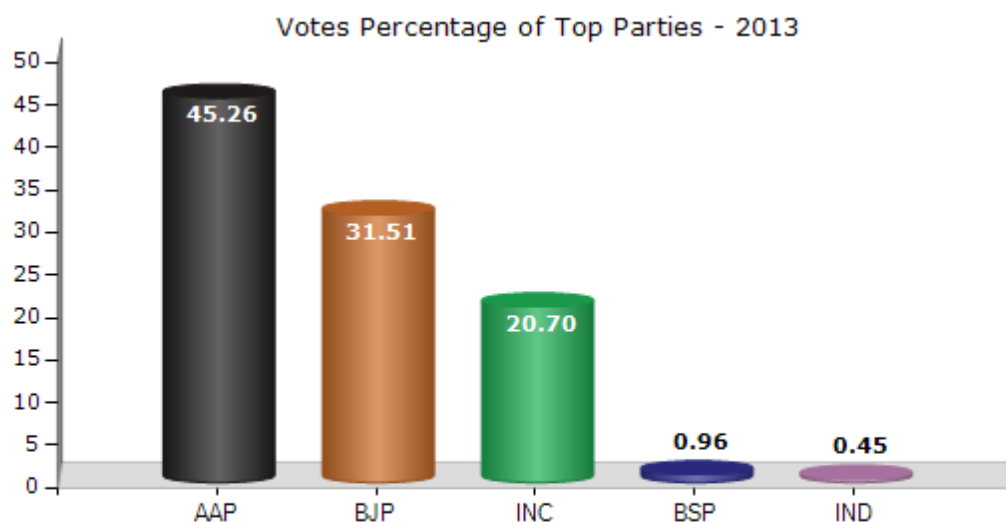


Note : AE : Assembly Election, PE : Assembly Segment of Parliamentary Election

## Historical Summary Election Results

### Summary Result of Assembly Election - 2013

Candidate Name	Party	Votes	Votes %
Saurabh Bharadwaj	AAP	43097	45.26
Ajay Kumar Malhotra	BJP	30005	31.51
Virender Kasana	INC	19714	20.7
Mukesh Bhardwaj	BSP	912	0.96
Ashok Kumar	IND	427	0.45
Nanhey Khan Qureshi	SP	426	0.45
	NOTA	639	0.67



## Polling Station Level Election Results

### Number and Name of Polling Stations (PS) (2020)

Number of Polling Stations	Name of Polling Stations	Number of Polling Stations	Name of Polling Stations
1	Office Of Ex.Engineer, Dda Common Wealth Games Div-Iii, Near Telephone Exchange Asiad Village	22	Sdmc Co-Ed School Jamrudpur,New Delhi-110048
2	Office Of Ex.Engineer, Dda Common Wealth Games Div-Iii, Near Telephone Exchange Asiad Village	23	Sdmc Co-Ed School Jamrudpur,New Delhi-110048
3	Sdmc Model School (Boys), Shahpur Jat	24	Govt.Girls Ss. School No-1, East Of Kailash
4	Sdmc Model School (Boys), Shahpur Jat	25	Govt.Girls Ss. School No-1, East Of Kailash
5	Govt Sarvodaya Co-Ed Vidyalaya, Shahpur Jat	26	Govt.Girls Ss. School No-1, East Of Kailash
6	Govt Sarvodaya Co-Ed Vidyalaya, Shahpur Jat	27	Govt.Girls Ss. School No-1, East Of Kailash
7	Govt Sarvodaya Co-Ed Vidyalaya, Shahpur Jat	28	Sdmc Primary School Sant Nagar
8	Govt Sarvodaya Co-Ed Vidyalaya, Shahpur Jat	29	Arya Shishu Shala Opp.South Delhi Club, Greater Kailash-1
9	Govt Sarvodaya Co-Ed Vidyalaya, Shahpur Jat	30	Arya Shishu Shala Opp.South Delhi Club, Greater Kailash-1
10	Govt Sarvodaya Co-Ed Vidyalaya, Shahpur Jat	31	Arya Shishu Shala Opp.South Delhi Club, Greater Kailash-1
11	Govt Sarvodaya Co-Ed Vidyalaya, Shahpur Jat	32	Kautiliya Govt. Sarvodaya Bal Vidyalaya, Chirag Enclave , Greater Kailash-1
12	Sdmc Primary School Krishi Vihar	33	Kautiliya Govt. Sarvodaya Bal Vidyalaya, Chirag Enclave , Greater Kailash-1
13	Sdmc Primary School Krishi Vihar	34	Arya Shishu Shala Opp.South Delhi Club, Greater Kailash-1
14	Summer Field Public School Kailash Colony Greater Kailash-1	35	Arya Shishu Shala Opp.South Delhi Club, Greater Kailash-1
15	Summer Field Public School Kailash Colony Greater Kailash-1	36	Sdmc Co-Ed Pratibha Vidhyalya Kailash Colony New Delhi-110048
16	Sdmc Co-Ed School Jamrudpur,New Delhi-110048	37	Sdmc Co-Ed Pratibha Vidhyalya Kailash Colony New Delhi-110048
17	Sdmc Co-Ed School Jamrudpur,New Delhi-110048	38	Summer Field Public School Kailash Colony Greater Kailash-1
18	Sdmc Co-Ed School Jamrudpur,New Delhi-110048	39	Summer Field Public School Kailash Colony Greater Kailash-1
19	Sdmc Co-Ed School Jamrudpur,New Delhi-110048	40	Sdmc Co-Ed Pratibha Vidhyalya Kailash Colony New Delhi-110048
20	Sdmc Co-Ed School Jamrudpur,New Delhi-110048	41	Sdmc Co-Ed Pratibha Vidhyalya Kailash Colony New Delhi-110048
21	Sdmc Co-Ed School Jamrudpur,New Delhi-110048	42	Sdmc Co-Ed Pratibha Vidhyalya Kailash Colony New Delhi-110048

Contd....



## Polling Station Level Election Results

### Polling Station-wise Votes Secured by Overall Top Five Parties in Greater Kailash Assembly in Assembly Election (AE) under New Delhi Parliamentary Constituency in Delhi (2020)

Number of Polling Station	Winner - Saurabh Bharadwaj (AAP)	Runner-up - Shikha Roy (BJP)	3rd - Sukhbir Singh Panwar (INC)	4th - Shobha Dhar (PBI)	5th - Rajbir Singh (BSP)	NOTA	Other	Total Votes Secured
36	254	189	10	2	0	6	0	461
37	193	252	24	1	0	3	0	473
38	261	232	26	1	2	5	1	528
39	291	320	45	2	0	8	1	667
40	348	367	36	1	1	5	1	759
41	324	286	10	2	0	4	0	626
42	253	261	25	1	0	8	2	550
43	286	290	7	1	0	3	0	587
44	243	215	7	0	0	0	2	467
45	468	298	16	1	0	3	1	787
46	391	241	17	0	0	3	2	654
47	185	562	20	1	2	1	3	774
48	289	440	26	1	4	8	2	770
49	212	372	11	1	1	4	0	601
50	470	305	34	2	2	9	0	822
51	412	335	32	0	2	7	1	789
52	488	173	9	6	2	3	2	683
53	485	286	27	6	7	3	2	816
54	386	298	21	0	0	8	1	714
55	373	73	6	5	1	3	0	461
56	344	306	26	2	0	1	0	679
57	362	458	14	0	2	7	0	843
58	323	291	20	2	4	0	0	640
59	356	147	9	1	0	0	1	514
60	355	390	24	0	1	4	2	776
61	278	325	5	0	2	2	1	613
62	311	246	11	1	1	3	2	575
63	658	252	11	1	1	4	2	929
64	631	293	23	4	3	4	3	961
65	694	351	15	6	3	3	2	1074
66	730	201	6	2	3	3	0	945
67	734	217	22	2	2	1	1	979
68	315	223	12	1	1	5	0	557
69	215	229	24	0	0	6	0	474
70	182	201	13	0	0	2	0	398

Contd....

## Polling Station Level Election Results

**Winner, Runner-up and 3rd Party Position & Winning Margin According to Polling Stations in Greater Kailash Assembly in Assembly Election (AE) under New Delhi Parliamentary Constituency in Delhi (2020)**

Polling Station Number	Winner Party	Winner Votes (%)	Runner-up Party	Runner-up Votes (%)	Winning Margin Votes (%)	Third Party	Third Party Votes (%)	Other Votes (%)
71	AAP	220 (49.89)	BJP	199 (45.12)	21 (4.77)	INC	21 (4.76)	1 (0.23)
72	AAP	522 (63.2)	BJP	289 (34.99)	233 (28.21)	INC	6 (0.73)	9 (1.09)
73	AAP	664 (77.03)	BJP	161 (18.68)	503 (58.35)	INC	18 (2.09)	19 (2.2)
74	AAP	569 (63.65)	BJP	298 (33.33)	271 (30.32)	INC	10 (1.12)	17 (1.9)
75	AAP	552 (76.35)	BJP	150 (20.75)	402 (55.6)	INC	16 (2.21)	5 (0.69)
76	AAP	565 (65.32)	BJP	277 (32.02)	288 (33.3)	INC	11 (1.27)	12 (1.39)
77	AAP	603 (65.61)	BJP	295 (32.1)	308 (33.51)	INC	13 (1.41)	8 (0.87)
78	AAP	374 (58.44)	BJP	243 (37.97)	131 (20.47)	INC	19 (2.97)	4 (0.63)
79	AAP	488 (51.31)	BJP	416 (43.74)	72 (7.57)	INC	26 (2.73)	21 (2.21)
80	AAP	404 (67.22)	BJP	183 (30.45)	221 (36.77)	INC	5 (0.83)	9 (1.5)
81	AAP	334 (54.05)	BJP	264 (42.72)	70 (11.33)	INC	19 (3.07)	1 (0.16)
82	BJP	258 (48.96)	AAP	251 (47.63)	7 (1.33)	INC	10 (1.9)	8 (1.52)
83	AAP	437 (50.23)	BJP	405 (46.55)	32 (3.68)	INC	22 (2.53)	6 (0.69)
84	AAP	443 (50.63)	BJP	402 (45.94)	41 (4.69)	INC	25 (2.86)	5 (0.57)
85	AAP	504 (61.92)	BJP	285 (35.01)	219 (26.91)	INC	21 (2.58)	4 (0.49)
86	AAP	361 (53.09)	BJP	291 (42.79)	70 (10.3)	INC	14 (2.06)	14 (2.06)
87	AAP	256 (53.78)	BJP	210 (44.12)	46 (9.66)	INC	8 (1.68)	2 (0.42)
88	AAP	332 (52.87)	BJP	280 (44.59)	52 (8.28)	INC	10 (1.59)	6 (0.96)
89	AAP	490 (68.63)	BJP	211 (29.55)	279 (39.08)	INC	9 (1.26)	4 (0.56)
90	AAP	374 (52.02)	BJP	319 (44.37)	55 (7.65)	INC	22 (3.06)	4 (0.56)
91	AAP	748 (75.94)	BJP	220 (22.34)	528 (53.6)	INC	11 (1.12)	6 (0.61)
92	AAP	453 (52.49)	BJP	392 (45.42)	61 (7.07)	INC	12 (1.39)	6 (0.7)
93	AAP	243 (52.94)	BJP	205 (44.66)	38 (8.28)	INC	8 (1.74)	3 (0.65)
94	AAP	390 (71.04)	BJP	146 (26.59)	244 (44.45)	INC	8 (1.46)	5 (0.91)
95	AAP	443 (63.11)	BJP	244 (34.76)	199 (28.35)	INC	12 (1.71)	3 (0.43)
96	AAP	486 (58.48)	BJP	330 (39.71)	156 (18.77)	INC	10 (1.2)	5 (0.6)
97	AAP	622 (67.17)	BJP	286 (30.89)	336 (36.28)	INC	11 (1.19)	7 (0.76)
98	AAP	452 (51.48)	BJP	391 (44.53)	61 (6.95)	INC	23 (2.62)	12 (1.37)
99	AAP	526 (60.32)	BJP	307 (35.21)	219 (25.11)	INC	32 (3.67)	7 (0.8)
100	BJP	268 (53.92)	AAP	216 (43.46)	52 (10.46)	INC	10 (2.01)	3 (0.6)
101	BJP	360 (49.86)	AAP	341 (47.23)	19 (2.63)	INC	16 (2.22)	5 (0.69)
102	AAP	427 (52.98)	BJP	355 (44.04)	72 (8.94)	INC	14 (1.74)	10 (1.24)
103	AAP	743 (75.97)	BJP	210 (21.47)	533 (54.5)	INC	8 (0.82)	17 (1.74)
104	AAP	668 (81.86)	BJP	123 (15.07)	545 (66.79)	INC	16 (1.96)	9 (1.1)
105	AAP	357 (54.09)	BJP	266 (40.3)	91 (13.79)	INC	32 (4.85)	5 (0.76)

Contd....

## MCD Election Results

### Number and Name of Ward (2017)

Number of Ward	Name of Ward	Number of Ward	Name of Ward
086S	Greater Kailash		
087S	Chitaranjan Park		
088S	Chirag Delhi		

### Number and Name of Ward (2012)

Number of Ward	Name of Ward	Number of Ward	Name of Ward
189	Chirag Delhi (W)		
190	Chitrangan Park		
191	Shahpur Jat (W)		
192	Greater Kailash -I		

## MCD Election Results

### Ward-wise Winner & Runner-up in Greater Kailash Assembly Constituency (MCD Election 2017)

MCD Ward Number	Winner Party	Winner Votes (%)	Runner-up Party	Runner-up Votes (%)	Winning Margin Votes (%)
086S	BJP	12979 (53.65)	AAP	4816 (19.91)	8163 (33.74)
087S	BJP	11495 (45.17)	INC	9172 (36.04)	2323 (9.13)
088S	AAP	9755 (35.86)	BJP	9682 (35.59)	73 (0.27)

## MCD Election Results

### Summary Result of Ward 086 S (Greater Kailash) : MCD Election - 2017

Candidate Name	Party	Votes	Votes%
<b>Ward 086 S : Greater Kailash</b>			
Shikha Roy	BJP	12979	53.65
Sneh Panwar	AAP	4816	19.91
Jaishree Panwar	INC	3649	15.08
Nirmala Panwar	JD(U)	1281	5.3
Kusum	IND	645	2.67
Kusum Verma	NCP	381	1.57
Saraswati Yadav	IND	179	0.74
	NOTA	261	1.08

## DISCLAIMER

The Terms of Use and Disclaimer of Datanet India Private Limited (hereinafter referred to as "Datanet") for use of this analysis report of **Greater Kailash Assembly Constituency (Greater Kailash Vidhan Sabha)** :-

1. **Assembly Factbook™** is a Registered Trade Mark owned by Datanet.
2. All the maps are sketched and graphical representation only and have not been drawn to the scale and also not to represent the actual geographical area or boundary of the unit.
3. The data for the aforesaid analysis is based on authentic sources and has been culled from the various publications of Census, CSO and NSSO for district and block level data, various central and state government departments, Central & State Elections Commissions and the concerned Returning Officers' releases, Electoral Rolls, Election results and allied publications, internal assessment, surveys, estimates and analysis. Therefore, certain adjustment of data at micro level may have been done to arrive closer to the macro data.
4. Data have been provided on an "As Is" and "As AVAILABLE" basis
5. The colours shown in the maps or diagram and charts of a particular party, alliance or AC are indicative and do not represent them.
6. This publication which includes maps, sheets, graphs and data would be the property under copyright of Datanet only. The user may use these for its internal study, analysis and research purposes. It's public display, re-selling or any commercial uses by the user are not allowed.
7. Datanet has taken due care and caution in compilation and processing of data and allied information, but does not guarantee the accuracy, adequacy or completeness of any information/analysis and will be not responsible for any errors or omissions or for the results obtained from the use of such information/analysis.
8. All the contents for the publication have been culled from various authentic sources and Datanet reasonably believes such sources to be reliable, but does not make any representations, express or implied as to the accuracy or fitness of use of such information. The information or contents of the information/analysis do not constitute advice and should not be relied upon in making (or refraining from making) any decision. Any reliance placed upon the information provided by Datanet is the sole responsibility and strictly at the user's risk.
9. In no event will Datanet be liable for any damages (including, without limitation, damages for loss of business projects, or loss of profits) arising in contract, tort or otherwise from the use of or inability to use any of its contents, or from any action taken (or refrained from being taken) as a result of using the analysis or any of its contents. Datanet its directors, owners, editors, officials, employees, distributor and agents or any associate will not be liable for any errors in the information contained or any consequences arising from the use of the contents of the provided information/analysis.
10. If any provision of these terms and conditions is held invalid or illegal or unenforceable for any reason by any court of competent jurisdiction, such provision shall be severed and the remainder of provisions of the terms and conditions shall continue in full force and effect as if the Term of Use had been executed with the invalid, illegal or unenforceable provision eliminated.
11. If there are any discrepancies in the information provided, please bring it to attention of Datanet for suitable rectification measures.

**Buy Online This Complete Book At**  
**Datanet India eBooks Store**

[www.indiastatpublications.com](http://www.indiastatpublications.com)

or go directly at

[http://www.indiastatpublications.com/  
Assembly\\_factbook/Delhi/New\\_Delhi/Greater\\_Kailash](http://www.indiastatpublications.com/Assembly_factbook/Delhi/New_Delhi/Greater_Kailash)



**i** indiastat**elections**

ISBN : 978-93-5293-414-0



9 789352 934140