



Delhi

Assembly Factbook™

Trilokpuri Assembly Constituency

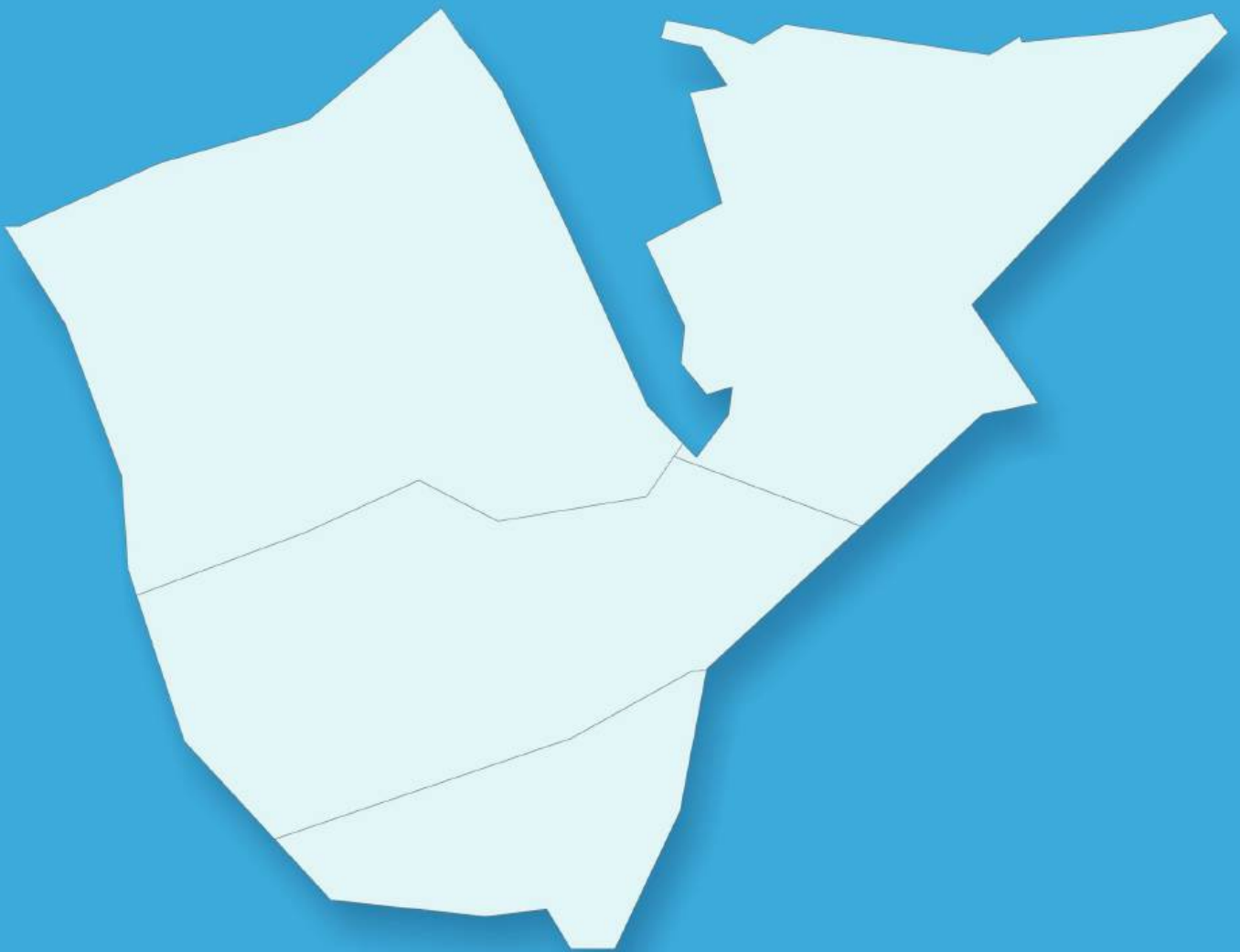


Key Electoral Data of Trilokpuri
Assembly Constituency (Vidhan Sabha)

Delhi

Assembly Factbook™

Trilokpuri Assembly Constituency



Trilokpuri Vidhan Sabha

Editor & Director

Dr. R.K. Thukral

Research Editor

Dr. Shafeeq Rahman

Compiled, Researched and Published by Datanet India Pvt. Ltd.

D-100, 1st Floor,

Okhla Industrial Area, Phase-I,
New Delhi- 110020.

Ph.: 91-11- 43580781-84

Email : support@indiastatpublications.com

Website : www.indiastatelections.com

Online Book Store :

www.indiastatpublications.com

Report No. : AFB/DL-55-0123

ISBN : 978-93-5293-460-7

First Edition : January, 2018

Sixth Updated Edition : January, 2023

Price : Rs. 11500/-

US\$ 310

© Datanet India Pvt. Ltd.

All rights reserved. No part of this book may be reproduced, stored in a retrieval system or transmitted in any form or by any means, mechanical photocopying, photographing, scanning, recording or otherwise without the prior written permission of the publisher. Please refer to Disclaimer at page no. 171 for the use of this publication.

Printed in India

No.	Particulars	Page No.
1	Introduction Assembly Constituency at a Glance Features of Assembly as per Delimitation Commission of India (2008)	1-2
2	Location and Political Maps Location Map Boundaries of Assembly Constituency in District Boundaries of Assembly Constituency under Parliamentary Constituency Ward-wise Winner Parties- 2020, 2019, 2015, 2014, 2013, 2009 and 2008	3-11
3	Administrative Setup & Demographics (2011) Ward Name Ward Number Population Population by Ward Sex Ratio Religious Population Social Population	12
4	Electoral Features Important Dates of Last Elections Held Electors by Gender Service Electors Voters Voters Turnout Polling Stations & Average Number of Electors per Polling Station Electors by Age Group Present Elected Representatives	13-18
5	Historical Summary Election Results Vote Share of Major Parties Winning Margin (Number & Percentage) Polarity Summary Result of Assembly Segment of Parliamentary Election 2019, 2014, 2009, 2004 and 1999 Summary Result of Assembly Elections 2020, 2015, 2013, 2008, 2003, 1998 and 1993	19-34
6	Polling Station Level Election Results Name and Number of Polling Station 2020, 2019, 2015, 2014, 2013, 2009 and 2008 Polling Station-wise Electoral, Voter & Voter Turnout 2020, 2019, 2015, 2014, 2013, 2009 and 2008 Polling Station wise Elections Results 2020, 2019, 2015, 2014, 2013, 2009 and 2008	35-153
7	MCD Ward Election Result MCD Election 2017 and 2012	154-164
8	Share of Assembly Constituency Share of Assembly Constituency in State and Parliamentary Constituency	165
9	Abbreviation & Sources	168-169
10	Disclaimer	171

Location & Political Map

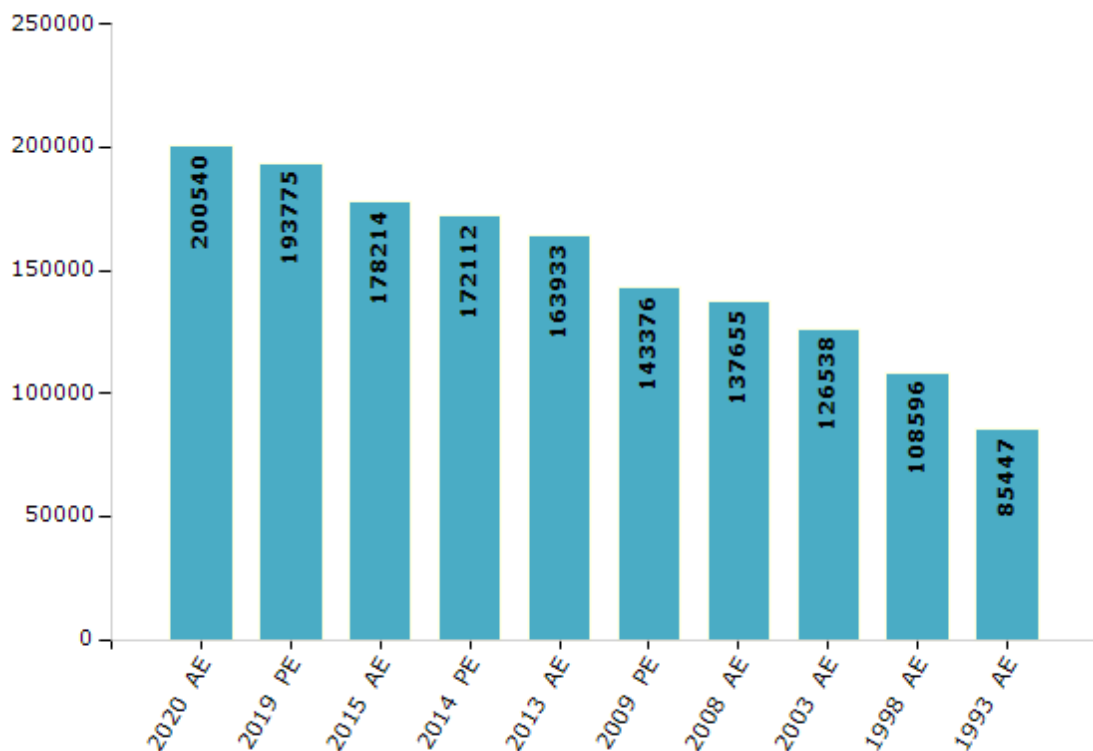


Electoral Features

Electors by Male & Female

Year	Male	Female	Others	Total	Year	Male	Female	Others	Total
2020 AE	109151	91371	18	200540	2003 AE	70066	56472	-	126538
2019 PE	105905	87855	15	193775	1999 PE	-	-	-	-
2015 AE	98816	79376	22	178214	1998 AE	65163	43433	-	108596
2014 PE	95370	76722	20	172112	1993 AE	46569	38878	-	85447
2013 AE	90722	73195	16	163933	1983 AE	-	-	-	-
2009 PE	78455	64921	0	143376	1977 AE	-	-	-	-
2008 AE	75250	62405	-	137655	1972 AE	-	-	-	-
2004 PE	-	-	-	-	1952 AE	-	-	-	-

Number of Electors

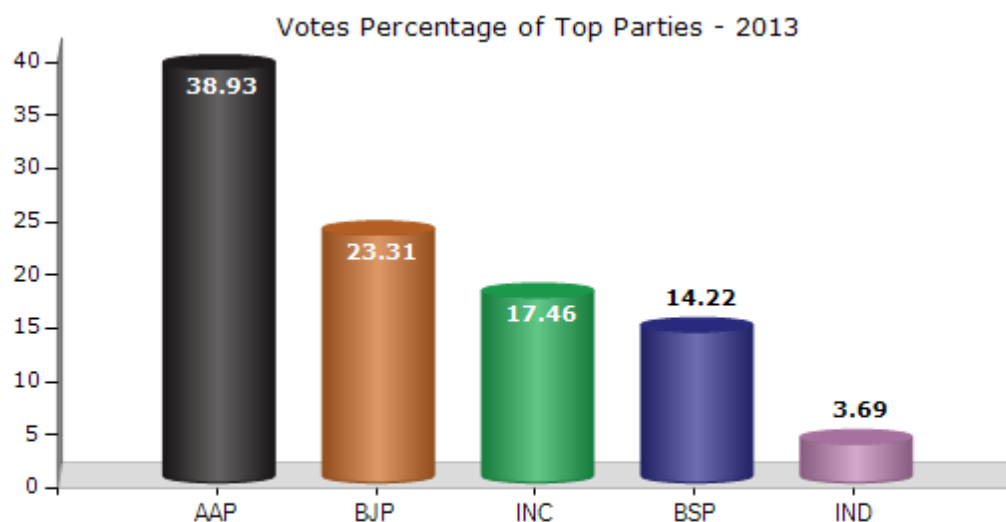


Note : AE : Assembly Election, PE : Assembly Segment of Parliamentary Election

Historical Summary Election Results

Summary Result of Assembly Election - 2013

Candidate Name	Party	Votes	Votes %
Raju	AAP	44082	38.93
Sunil Kumar	BJP	26397	23.31
Harnam Singh	INC	19774	17.46
Vijay Pal	BSP	16099	14.22
Jagdeesh Prasad	IND	4175	3.69
Pritam	JD(U)	640	0.57
Khubi Ram	CPI	476	0.42
Subhash Chand	IND	212	0.19
Bittoo Singh	HJP	200	0.18
Satpal Singh	IPP	197	0.17
Ajay	IND	175	0.15
Padam Chand	IND	152	0.13
	NOTA	666	0.59



Polling Station Level Election Results

Number and Name of Polling Stations (PS) (2020)

Number of Polling Stations	Name of Polling Stations
----------------------------	--------------------------

1	Govt. S. S.S..Kalyan Puri Opp.Block-2, Trilokpuri
2	Govt. S. S.S..Kalyan Puri Opp.Block-2, Trilokpuri
3	Govt. S. S.S..Kalyan Puri Opp.Block-2, Trilokpuri
4	Govt. S. S.S..Kalyan Puri Opp.Block-2, Trilokpuri
5	Govt. S. S.S..Kalyan Puri Opp.Block-2, Trilokpuri
6	Govt. S. S.S..Kalyan Puri Opp.Block-2, Trilokpuri
7	Govt. S. S.S..Kalyan Puri Opp.Block-2, Trilokpuri
8	The Mother Mary Public School, Block-8, Trilok Puri
9	The Mother Mary Public School, Block-8, Trilok Puri
10	The Mother Mary Public School, Block-8, Trilok Puri
11	The Mother Mary Public School, Block-8, Trilok Puri
12	The Mother Mary Public School, Block-8, Trilok Puri
13	The Mother Mary Public School, Block-8, Trilok Puri
14	M C D Primary School Block- 7, Trilok Puri
15	M C D Primary School Block- 7, Trilok Puri
16	M C D Primary School Block- 7, Trilok Puri
17	M C D Primary School Block- 7, Trilok Puri
18	M C D Primary School Block- 7, Trilok Puri
19	M C D Primary School Block- 7, Trilok Puri
20	M C D Primary School Block- 7, Trilok Puri
21	M C D Primary School Block- 7, Trilok Puri

Number of Polling Stations	Name of Polling Stations
----------------------------	--------------------------

22	The Mother Mary Public School, Block-8, Trilok Puri
23	The Mother Mary Public School, Block-8, Trilok Puri
24	The Mother Mary Public School, Block-8, Trilok Puri
25	The Mother Mary Public School, Block-8, Trilok Puri
26	The Mother Mary Public School, Block-8, Trilok Puri
27	The Mother Mary Public School, Block-8, Trilok Puri
28	The Mother Mary Public School, Block-8, Trilok Puri
29	M C D Primary School Block- 22, Trilok Puri
30	M C D Primary School Block- 22, Trilok Puri
31	M C D Primary School Block- 22, Trilok Puri
32	M C D Primary School Block- 22, Trilok Puri
33	Mcd Primary School Block- 16,Trilok Puri
34	Mcd Primary School Block- 16,Trilok Puri
35	Mcd Primary School Block- 16,Trilok Puri
36	Mcd Primary School Block- 16,Trilok Puri
37	Mcd Primary School Block- 16,Trilok Puri
38	R.S.K.V/R.S.B.V. Block- 20, Trilok Puri
39	R.S.K.V/R.S.B.V. Block- 20, Trilok Puri
40	R.S.K.V/R.S.B.V. Block- 20, Trilok Puri
41	R.S.K.V/R.S.B.V. Block- 20, Trilok Puri
42	R.S.K.V/R.S.B.V. Block- 20, Trilok Puri

Contd....

Polling Station Level Election Results

Polling Station-wise Votes Secured by Overall Top Five Parties in Trilokpuri Assembly in Assembly Election (AE) under East Delhi Parliamentary Constituency in Delhi (2020)

Number of Polling Station	Winner - Rohit Kumar (AAP)	Runner-up - Kiran (BJP)	3rd - Vijay Kumar (INC)	4th - Raghu Raj Singh (BSP)	5th - Vikram (JSPR)	NOTA	Other	Total Votes Secured
36	377	294	33	2	0	4	3	713
37	545	254	20	1	7	1	2	830
38	312	463	56	3	2	5	6	847
39	512	365	57	2	3	1	10	950
40	421	410	43	5	7	2	4	892
41	397	525	25	8	2	3	3	963
42	437	400	36	10	4	10	13	910
43	512	300	28	22	0	3	19	884
44	403	277	43	9	4	6	9	751
45	499	271	38	11	2	6	16	843
46	547	403	25	8	4	4	6	997
47	894	167	18	0	0	2	5	1086
48	445	453	25	5	1	4	2	935
49	405	484	13	11	0	3	10	926
50	543	301	28	2	5	6	4	889
51	458	373	24	7	3	6	1	872
52	844	36	10	2	2	3	13	910
53	418	376	26	39	3	3	11	876
54	489	341	11	13	0	2	10	866
55	553	204	23	55	3	4	16	858
56	513	344	45	4	2	3	6	917
57	584	173	14	28	0	7	8	814
58	351	275	26	45	0	4	2	703
59	331	150	5	36	0	3	11	536
60	431	219	9	20	1	4	4	688
61	262	236	5	12	1	1	5	522
62	410	491	12	7	4	6	16	946
63	1070	81	12	3	0	2	4	1172
64	975	119	9	3	0	2	5	1113
65	474	404	33	5	0	8	3	927
66	531	373	28	1	0	5	9	947
67	625	298	22	12	2	7	7	973
68	522	403	22	5	2	4	4	962
69	529	345	15	2	3	2	6	902
70	507	299	12	0	3	8	6	835

Contd....

Polling Station Level Election Results

Winner, Runner-up and 3rd Party Position & Winning Margin According to Polling Stations in Trilokpuri Assembly in Assembly Election (AE) under East Delhi Parliamentary Constituency in Delhi (2020)

Polling Station Number	Winner Party	Winner Votes (%)	Runner-up Party	Runner-up Votes (%)	Winning Margin Votes (%)	Third Party	Third Party Votes (%)	Other Votes (%)
71	AAP	555 (60.39)	BJP	330 (35.91)	225 (24.48)	INC	19 (2.07)	15 (1.63)
72	AAP	447 (50.74)	BJP	408 (46.31)	39 (4.43)	BSP	10 (1.14)	16 (1.82)
73	BJP	450 (51.14)	AAP	372 (42.27)	78 (8.87)	INC	42 (4.77)	16 (1.82)
74	AAP	539 (60.63)	BJP	319 (35.88)	220 (24.75)	INC	17 (1.91)	14 (1.57)
75	AAP	460 (58.23)	BJP	292 (36.96)	168 (21.27)	INC	28 (3.54)	10 (1.27)
76	AAP	676 (67.87)	BJP	296 (29.72)	380 (38.15)	BSP	10 (1)	14 (1.41)
77	AAP	770 (79.38)	BJP	175 (18.04)	595 (61.34)	INC	16 (1.65)	9 (0.93)
78	AAP	483 (52.1)	BJP	413 (44.55)	70 (7.55)	INC	15 (1.62)	16 (1.73)
79	AAP	548 (56.85)	BJP	377 (39.11)	171 (17.74)	INC	15 (1.56)	24 (2.49)
80	AAP	469 (67.77)	BJP	181 (26.16)	288 (41.61)	INC	26 (3.76)	16 (2.31)
81	AAP	542 (70.39)	BJP	208 (27.01)	334 (43.38)	INC	13 (1.69)	7 (0.91)
82	AAP	729 (85.06)	BJP	90 (10.5)	639 (74.56)	INC	26 (3.03)	12 (1.4)
83	AAP	647 (70.1)	BJP	247 (26.76)	400 (43.34)	INC	14 (1.52)	15 (1.63)
84	AAP	614 (63.76)	BJP	316 (32.81)	298 (30.95)	INC	26 (2.7)	7 (0.73)
85	AAP	636 (69.21)	BJP	250 (27.2)	386 (42.01)	INC	22 (2.39)	11 (1.2)
86	AAP	727 (67.94)	BJP	294 (27.48)	433 (40.46)	INC	32 (2.99)	17 (1.59)
87	AAP	367 (66.61)	BJP	156 (28.31)	211 (38.3)	INC	13 (2.36)	15 (2.72)
88	AAP	483 (52.44)	BJP	413 (44.84)	70 (7.6)	INC	11 (1.19)	14 (1.52)
89	AAP	490 (64.73)	BJP	249 (32.89)	241 (31.84)	INC	12 (1.59)	6 (0.79)
90	BJP	416 (62.28)	AAP	237 (35.48)	179 (26.8)	INC	5 (0.75)	10 (1.5)
91	BJP	351 (57.54)	AAP	243 (39.84)	108 (17.7)	INC	9 (1.48)	7 (1.15)
92	BJP	384 (59.72)	AAP	242 (37.64)	142 (22.08)	INC	8 (1.24)	9 (1.4)
93	BJP	275 (54.89)	AAP	207 (41.32)	68 (13.57)	INC	12 (2.4)	7 (1.4)
94	BJP	408 (49.64)	AAP	387 (47.08)	21 (2.56)	INC	12 (1.46)	15 (1.82)
95	BJP	360 (51.58)	AAP	318 (45.56)	42 (6.02)	INC	15 (2.15)	5 (0.72)
96	BJP	364 (59.48)	AAP	229 (37.42)	135 (22.06)	INC	15 (2.45)	4 (0.65)
97	BJP	277 (48.68)	AAP	268 (47.1)	9 (1.58)	INC	16 (2.81)	8 (1.41)
98	BJP	263 (57.17)	AAP	180 (39.13)	83 (18.04)	INC	12 (2.61)	5 (1.09)
99	BJP	279 (56.59)	AAP	198 (40.16)	81 (16.43)	INC	9 (1.83)	7 (1.42)
100	BJP	233 (53.69)	AAP	186 (42.86)	47 (10.83)	INC	9 (2.07)	6 (1.38)
101	BJP	331 (56.29)	AAP	223 (37.93)	108 (18.36)	INC	26 (4.42)	8 (1.36)
102	BJP	394 (57.27)	AAP	276 (40.12)	118 (17.15)	INC	10 (1.45)	8 (1.16)
103	BJP	332 (52.37)	AAP	272 (42.9)	60 (9.47)	INC	18 (2.84)	12 (1.89)
104	BJP	282 (48.29)	AAP	279 (47.77)	3 (0.52)	INC	15 (2.57)	8 (1.37)
105	BJP	254 (50.8)	AAP	211 (42.2)	43 (8.6)	INC	27 (5.4)	8 (1.6)

Contd....

MCD Election Results

Number and Name of Ward (2017)

Number of Ward	Name of Ward	Number of Ward	Name of Ward
001E	Mayur Vihar Phase-I		
002E	Trilokpuri-East		
003E	Trilokpuri-West		
004E	New Ashok Nagar		

Number and Name of Ward (2012)

Number of Ward	Name of Ward	Number of Ward	Name of Ward
209	Mayur Vihar PH-I (W)		
210	Dallopura (SCW)		
211	Trilok Puri		
212	New Ashok Nagar (W)		

MCD Election Results

Ward-wise Winner & Runner-up in Trilokpuri Assembly Constituency (MCD Election 2017)

MCD Ward Number	Winner Party	Winner Votes (%)	Runner-up Party	Runner-up Votes (%)	Winning Margin Votes (%)
001E	BJP	12216 (47.65)	AAP	8362 (32.62)	3854 (15.03)
002E	AAP	9499 (35.56)	BJP	6450 (24.15)	3049 (11.41)
003E	BJP	11022 (42.85)	AAP	6093 (23.69)	4929 (19.16)
004E	BJP	10649 (38.2)	IND (NS)	5223 (18.73)	5426 (19.47)

MCD Election Results

Summary Result of Ward 001 E (Mayur Vihar Phase-I) : MCD Election - 2017

Candidate Name	Party	Votes	Votes%
Ward 001 E : Mayur Vihar Phase-I			
Kiran	BJP	12216	47.65
Anita	AAP	8362	32.62
Tara	BSP	2428	9.47
Parveen Devi Massey	INC	2236	8.72
Laxmi Devi	IND	121	0.47
Sheetal	IND	56	0.22
Sonam	IND	45	0.18
	NOTA	172	0.67

DISCLAIMER

The Terms of Use and Disclaimer of Datanet India Private Limited (hereinafter referred to as "Datanet") for use of this analysis report of **Trilokpuri Assembly Constituency (Trilokpuri Vidhan Sabha)** :-

1. **Assembly Factbook™** is a Registered Trade Mark owned by Datanet.
2. All the maps are sketched and graphical representation only and have not been drawn to the scale and also not to represent the actual geographical area or boundary of the unit.
3. The data for the aforesaid analysis is based on authentic sources and has been culled from the various publications of Census, CSO and NSSO for district and block level data, various central and state government departments, Central & State Elections Commissions and the concerned Returning Officers' releases, Electoral Rolls, Election results and allied publications, internal assessment, surveys, estimates and analysis. Therefore, certain adjustment of data at micro level may have been done to arrive closer to the macro data.
4. Data have been provided on an "As Is" and "As AVAILABLE" basis
5. The colours shown in the maps or diagram and charts of a particular party, alliance or AC are indicative and do not represent them.
6. This publication which includes maps, sheets, graphs and data would be the property under copyright of Datanet only. The user may use these for its internal study, analysis and research purposes. It's public display, re-selling or any commercial uses by the user are not allowed.
7. Datanet has taken due care and caution in compilation and processing of data and allied information, but does not guarantee the accuracy, adequacy or completeness of any information/analysis and will be not responsible for any errors or omissions or for the results obtained from the use of such information/analysis.
8. All the contents for the publication have been culled from various authentic sources and Datanet reasonably believes such sources to be reliable, but does not make any representations, express or implied as to the accuracy or fitness of use of such information. The information or contents of the information/analysis do not constitute advice and should not be relied upon in making (or refraining from making) any decision. Any reliance placed upon the information provided by Datanet is the sole responsibility and strictly at the user's risk.
9. In no event will Datanet be liable for any damages (including, without limitation, damages for loss of business projects, or loss of profits) arising in contract, tort or otherwise from the use of or inability to use any of its contents, or from any action taken (or refrained from being taken) as a result of using the analysis or any of its contents. Datanet its directors, owners, editors, officials, employees, distributor and agents or any associate will not be liable for any errors in the information contained or any consequences arising from the use of the contents of the provided information/analysis.
10. If any provision of these terms and conditions is held invalid or illegal or unenforceable for any reason by any court of competent jurisdiction, such provision shall be severed and the remainder of provisions of the terms and conditions shall continue in full force and effect as if the Term of Use had been executed with the invalid, illegal or unenforceable provision eliminated.
11. If there are any discrepancies in the information provided, please bring it to attention of Datanet for suitable rectification measures.

Buy Online This Complete Book At
Datanet India eBooks Store

www.indiastatpublications.com

or go directly at

[http://www.indiastatpublications.com/
Assembly_factbook/Delhi/East_Delhi/ Trilokpuri](http://www.indiastatpublications.com/Assembly_factbook/Delhi/East_Delhi/Trilokpuri)



i indiastat**elections**

ISBN : 978-93-5293-460-7



9 789352 934607